



Bosna i Hercegovina  
Federacija Bosne i Hercegovine  
**Federalni zavod  
za statistiku**  
**Institute for  
Statistics of FBiH**

ISSN 1512-5106

**BILJNA PROIZVODNJA**  
**PLANT PRODUCTION**  
**2019**



**STATISTIČKI BILTEN**  
**304 STATISTICAL BULLETIN 304**

Sarajevo, 2020.



Bosna i Hercegovina  
Federacija Bosne i Hercegovine  
**Federalni zavod  
za statistiku  
Institute for  
Statistics of FBiH**

ISSN 1512-5106

**BILJNA PROIZVODNJA  
PLANT PRODUCT  
2019**

**304** STATISTIČKI BILTEN **304**  
STATISTICAL BULLETIN

**Sarajevo, 2020.**

**Izdavač: Federalni zavod za statistiku, Zelenih beretki 26, 71000 Sarajevo**

*Publisher: Institute for statistics of FBiH, Zelenih beretki 26, 71000 Sarajevo*

Telefon/Phone/Faks: +387 33 20 64 52

Elektronska pošta/E-mail :fedstat@fzs.ba

Internetska stranica/Web site : <http://www.fzs.ba>

**Odgovara direktor: Doc. dr. Emir Kremić**

*Person responsible: Assis.Prof. Dr. Emir Kremić, Director General*

**Urednički odbor:**

*Editorial:*

Hajrudin Alić, Amer Korić, Nisveta Džebo, Hidaeta Čolović, Sanja Ambrožić, Zehra Kaba,  
Belmira Hadžiabdić, Sanela Čengić, Dijana Simanić

**Pripremile:** Fehrija Mehić, Elmina Ramić-Lukač

*Prepared by: Fehrija Mehić, Elmina Ramić-Lukač*

**Molimo korisnike da prilikom korišćenja podataka navedu izvor**

*Users are kindly requested to state the source*

**Obavijesti daje Odsjek za odnose s javnošću**

*Information is available at the Department of Public Relations*

Telefon/Phone : +387 33 40 70 19

Pretplata publikacija/Subscription : +387 33 40 70 20

## PREDGOVOR

## PREFACE

Federalni zavod za statistiku uradio je statistički bilten "Biljna proizvodnja u 2019. godini" u kojem su prezentirani podaci biljne proizvodnje, a rezultat su provedenih statističkih istraživanja prema Planu provođenja statističkih istraživanja od interesa za Federaciju Bosne i Hercegovine.

Želja nam je da našim korisnicima prezentiramo što više podataka o biljnoj proizvodnji u Federaciji Bosne i Hercegovine, kao što su podaci o zasijanim površinama u 2018/19. godini, ukupnoj proizvodnji usjeva, voća i grožđa i prosječnim prinosima istih u 2019. godini.

Podaci su dati za nivo Federacije Bosne i Hercegovine, kantona i općina.

*Institute for Statistics of FBiH has completed the statistical Bulletin "Plant production in 2019" in which data are presented on crop production from regular statistical surveys in accordance with "The Statistical Research Programme for the Federation of Bosnia and Herzegovina".*

*We want to present more data on plant production in Federation of Bosnia and Herzegovina to our users, such as: the sown area in 2018/19, total crop, fruit and grapes production and their average yield (t/ha, kg/tree and kg/vine) in 2019.*

*Data are presented for the Federation of Bosnia and Herzegovina, cantons and municipalities.*

Doc. dr. Emir Kremić, direktor  
Federalnog zavoda za statistiku

*Assist.Prof. Dr. Emir Kremić, Director General  
Institute for Statistics of FBiH*

Sarajevo, april/travanj 2020.  
*Sarajevo, April 2020*

	<b>SKRAĆENICE/KRATICE</b>
a	
ha	hektar
t	tona
kg	kilogram

	<b>ABBREVIATIONS</b>
ha	hectare
t	ton
kg	kilogram

	<b>ZNAKOVI</b>
-	nema pojave
0	podatak je manji od 0,5 upotrijebljene jedinice mjere

	<b>SYMBOLS</b>
-	no occurrence
0	value is less than 0.5 of the unit of measure used

# SADRŽAJ

## CONTENT

<b>PREDGOVOR</b> .....	3
<i>PREFACE</i>	
<b>SKRAĆENICE/KRATICE I ZNAKOVI</b> .....	4
<i>ABBREVIATIONS AND SYMBOLS</i>	
<b>METODLOŠKA OBJAŠNJENJA</b> .....	7
<i>METHODOLOGICAL NOTES</i>	
<b>PROIZVODNJA VAŽNIJIH USJEVA</b> .....	8
<i>MAIN CROP PRODUCTION</i>	
<b>PROIZVODNJA VOĆA</b> .....	10
<i>FRUIT PRODUCTION</i>	
<b>ZASIJANE POVRŠINE U FBiH U 2018/19</b> .....	12
<i>SOWN AREA BY CANTONS IN FBiH IN 2018/19</i>	
<b>ZASIJANE POVRŠINE USJEVA PO KANTONIMA I OPĆINAMA U 2018/19</b> .....	14
<i>SOWN AREA OF SELECTED CROPS BY CANTONS AND MUNICIPALITIES IN 2018/19</i>	
<b>PROIZVODNJA RANIH USJEVA U 2019. GODINI</b> .....	18
<i>EARLY CROP PRODUCTION IN 2019</i>	
<b>PROIZVODNJA RANOG VOĆA U 2019. GODINI</b> .....	19
<i>EARLY FRUIT PRODUCTION IN 2019</i>	
<b>PROIZVODNJA KASNIH USJEVA U 2019. GODINI</b> .....	20
<i>LATE CROP PRODUCTION BY CANTONS IN 2019</i>	
<b>PROIZVODNJA KASNOG VOĆA U 2019. GODINI</b> .....	22
<i>LATE FRUIT PRODUCTION IN 2019</i>	
<b>PRINOSI USJEVA, VOĆA I GROŽĐA PO KANTONIMA I OPĆINAMA U 2019</b> .....	24
<i>CROP, FRUIT AND GRAPES PRODUCTION BY CANTONS AND MUNICIPALITIES IN 2019</i>	



## METODOLOŠKA OBJAŠNJENJA

## METHODOLOGICAL EXPLANATIONS

Podaci o biljnoj proizvodnji prikupljaju se redovnim statističkim istraživanjima i to:

- 1) Podaci o zasijanim površinama (PO-21 i PO-22),
- 2) Podaci o ostvarenim prinosima usjeva, voća i grožđa (PO-32, PO-33 i PO-34).

Podaci predstavljaju ukupno ostvarenu poljoprivrednu proizvodnju, iako se prikupljanje podataka obavlja ovisno od izvještajne jedinice. Izvještajne jedinice za biljnu proizvodnju su:

- 1) poslovni subjekti, zemljoradničke zadruge i druge organizacije koje se bave poljoprivrednom proizvodnjom i dostavljaju podatke redovnim statističkim izvještajima,
- 2) općine za porodična/obiteljska poljoprivredna gazdinstva / gospodarstva, a podaci se prikupljaju metodom procjene koju rade stručnjaci za poljoprivredu u općinama. Podaci se iskazuju za općinu ukupno.

### Podaci o zasijanim površinama i broju stabala voća i čokota/trsova

Prvo se utvrđuju podaci o površinama pojedinih kategorija korištenja zemljišta i upoređuju sa istim podacima iz prethodne godine. Obavezno voditi računa o promjenama površina pojedinih kategorija korištenja zemljišta u toku godine.

Poslije toga procjenjuju se zasijane površine na oranicama i baštama po pojedinim usjevima, broj stabala voća po vrstama voća, kao i broj čokota/trsova vinove loze (ukupan broj i broj sposobnih za rod).

### Podaci o ostvarenoj proizvodnji usjeva, voća i grožđa

**Požnjevena površina** je površina sa koje je usjev požnjeven i prinos ubran. Požnjevena površina može biti manja od zasijane površine u slučaju ako su usjevi na nekim površinama usljed elementarnih i drugih nepogoda uništeni, te zbog toga nije obavljena žetva niti ubran prinos.

**Kod voća i čokota/trsova** uzima se broj stabala i čokota/trsova sposobnih za rod, a ne broj stabala sa kojih je ubran prinos. Ako je u međuvremenu došlo do stradanja nekih stabala ili čokota/trsova podaci moraju biti umanjeni za taj broj stabala ili čokota/trsova.

**Ostvareni prinos ratarskih usjeva** predstavlja prinos normalne vlažnosti koji je dobiven po završenoj žetvi/berbi i vršidbi, tj. prinos po odbitku količina izgubljenih pri žetvi, prijevozu do gazdinstva /gospodarstva, vršidbi i sl.

**Prinos po jedinici površine (t/ha)** obračunat je na požnjevenu površinu.

**Prinos po stablu i čokotu/trsu (u kg)** obračunat je na stablo sposobno za rod, odnosno na čokot/trs.

The data on crop production are collected through regular statistical surveys:

- 1) The data on sown area: (PO-21 and PO-22),
- 2) The data on production of arable crops, fruit and grapes: (PO-32, PO-33 and PO-34).

The data include total production; although the data are collected separately by kind of report unit. The report units for plant production are:

- 1) The agricultural enterprises, agricultural co-operatives and other organizations which are engaged in agriculture and data are gathered through regular statistical reports,
- 2) The family agricultural holdings and data are gathered through estimations. The estimations are made on local level - for each municipality in total. The estimators are currently agricultural experts in the local authorities of municipalities.

### Data on sown area and number of fruit trees and vines

The first phase is the assessment of land use data and comparing this data with data of last year. It is important to take into account the changes of land use categories during the determined year.

Then to assess total sown arable area and to make estimation on number of fruit trees and vines (total number and number of fruit-bearing trees/vines).

### Crop, fruit and grape production data

**Harvested area** is the area on which crops are harvested and yields are gathered. It can be smaller than the sown area in the case that crops were weather-beaten and because of the harvest was not carried out.

**The trees and vines** – are number of trees and vines capable of bearing, not tree numbers where crops were taken. In the case of harm to trees and vines this should be disposed of.

**Realized yield crop** is the yield of standard humidity after the deduction of all losses during harvest, transport and threshing.

**Yield per unit of area (t/ha)** is computed on the base of harvested area.

**Yield per tree/vine (in kg)** is computed for fruit - bearing tree or vine.



**PROIZVODNJA VAŽNIJIH USJEVA**  
**MAIN CROP PRODUCTION**

	2017		2018		2019		
	ukupna total, t	t/ha	ukupna total, t	t/ha	ukupna total, t	t/ha	
<b>Federacija Bosne i Hercegovine</b>							
Pšenica	75.059	3,8	76.963	3,8	70.982	3,6	<i>Wheat</i>
Ječam	25.812	3,0	26.608	3,0	29.122	3,3	<i>Barley</i>
Kukuruz, zrno	156.543	3,2	270.282	5,7	243.093	5,3	<i>Maize-grain</i>
Krompir/krumpir	127.153	8,0	203.620	9,6	199.768	9,7	<i>Potato</i>
Grah	10.241	2,4	5.624	1,5	6.479	1,6	<i>Bean</i>
Kupus	28.744	10,2	37.533	13,3	35.905	13,2	<i>Cabbage</i>
Kukuruz, zelena masa	289.417	12,0	498.306	21,0	403.754	16,4	<i>Maize, green mass</i>
Travno-djetel. smjese	44.525	2,8	55.277	3,5	56.896	3,5	<i>Grass-clover mixtures</i>
<b>Unsko-sanski kanton</b>							
Pšenica	16.603	3,5	16.909	3,8	14.359	3,5	<i>Wheat</i>
Ječam	2.702	3,0	3.287	3,7	3.239	3,8	<i>Barley</i>
Kukuruz, zrno	43.958	3,0	100.007	7,3	72.078	5,4	<i>Maize-grain</i>
Krompir/krumpir	21.442	6,9	25.089	8,2	19.338	6,8	<i>Potato</i>
Grah	984	0,6	1.731	1,0	1.423	0,8	<i>Bean</i>
Kupus	2.801	11,6	3.001	13,5	2.429	11,5	<i>Cabbage</i>
Kukuruz, zelena masa	103.155	15,5	194.878	33,2	160.001	24,9	<i>Maize, green mass</i>
Travno-djetel. smjese	6.725	2,8	8.689	4,7	9.919	4,4	<i>Grass-clover mixtures</i>
<b>Kanton Posavski</b>							
Pšenica	16.416	4,4	18.259	4,5	16.217	4,0	<i>Wheat</i>
Ječam	3.803	4,2	3.352	4,1	2.530	4,2	<i>Barley</i>
Kukuruz, zrno	19.297	3,3	30.286	5,7	30.899	6,0	<i>Maize-grain</i>
Krompir/krumpir	2.104	7,8	3.061	11,7	2.440	10,4	<i>Potato</i>
Grah	123	1,3	216	2,2	200	2,2	<i>Bean</i>
Kupus	1.862	13,7	2.318	16,9	2.116	16,5	<i>Cabbage</i>
Kukuruz, zelena masa	18.800	24,7	24.550	34,6	22.830	33,8	<i>Maize, green mass</i>
Travno-djetel. smjese	1.633	6,9	2.766	11,8	2.426	10,8	<i>Grass-clover mixtures</i>
<b>Tuzlanski</b>							
Pšenica	12.741	3,7	13.465	3,7	11.897	3,7	<i>Wheat</i>
Ječam	2.052	3,7	2.506	4,0	5.824	5,5	<i>Barley</i>
Kukuruz, zrno	73.515	3,4	107.287	5,0	107.756	5,1	<i>Maize-grain</i>
Krompir/krumpir	11.575	7,0	70.751	9,8	75.752	10,7	<i>Potato</i>
Grah	108	0,8	1.207	1,9	1.364	2,0	<i>Bean</i>
Kupus	3.347	3,4	4.849	4,8	5.632	5,6	<i>Cabbage</i>
Kukuruz, zelena masa	104.645	8,5	183.381	14,3	129.507	9,8	<i>Maize, green mass</i>
Travno-djetel. smjese	7.163	2,1	8.153	2,6	9.454	2,9	<i>Grass-clover mixtures</i>
<b>Zeničko-dobojski</b>							
Pšenica	7.366	4,1	6.440	3,7	6.269	3,7	<i>Wheat</i>
Ječam	1.710	3,8	1.564	3,4	1.655	3,7	<i>Barley</i>
Kukuruz, zrno	14.816	3,3	27.677	6,2	27.296	6,2	<i>Maize-grain</i>
Krompir/krumpir	16.374	7,4	16.094	7,2	15.857	7,3	<i>Potato</i>
Grah	470	1,1	670	1,5	1.045	2,0	<i>Bean</i>
Kupus	1.985	13,1	2.634	15,0	2.377	14,3	<i>Cabbage</i>
Kukuruz, zelena masa	8.692	9,6	12.660	15,9	12.470	15,6	<i>Maize, green mass</i>
Travno-djetel. smjese	10.973	2,2	15.970	3,0	16.280	3,0	<i>Grass-clover mixtures</i>
<b>Bosansko-podrinjski</b>							
Pšenica	214	3,5	136	3,3	129	3,6	<i>Wheat</i>
Ječam	39	2,3	21	2,1	21	2,3	<i>Barley</i>
Kukuruz, zrno	31	0,8	23	0,7	23	0,7	<i>Maize-grain</i>
Krompir/krumpir	5.864	15,2	5.760	15,2	5.868	15,2	<i>Potato</i>
Grah	75	2,2	75	2,1	99	2,5	<i>Bean</i>
Kupus	468	11,4	417	11,3	442	11,0	<i>Cabbage</i>
Kukuruz, zelena masa	329	17,3	329	17,3	369	17,6	<i>Maize, green mass</i>
Travno-djetel. smjese	289	4,4	285	4,4	285	4,4	<i>Grass-clover mixtures</i>

**PROIZVODNJA VAŽNIJIH USJEVA (nastavak)**  
**MAIN CROP PRODUCTION (continued)**

	2017		2018		2019		
	ukupna total, t	t/ha	ukupna total, t	t/ha	ukupna total, t	t/ha	
<b>Srednjobosanski</b>							
Pšenica	5.542	3,4	5.098	3,3	4.660	3,4	Wheat
Ječam	2.875	3,3	2.948	3,3	2.922	3,4	Barley
Kukuruz, zrno	2.115	1,7	1.864	1,9	1.774	2,0	Maize-grain
Krompir/krumpir	23.232	7,5	22.959	7,8	21.243	7,4	Potato
Grah	930	1,6	928	1,7	1.007	1,7	Bean
Kupus	8.593	16,6	8.332	16,4	8.161	16,3	Cabbage
Kukuruz, zelena masa	17.222	19,3	20.769	24,0	19.768	22,4	Maize, green mass
Travno-djetel. smjese	4.419	3,2	5.043	3,3	4.687	3,1	Grass-clover mixtures
<b>Hercegovačko-neretvanski</b>							
Pšenica	881	3,3	800	3,3	601	3,7	Wheat
Ječam	732	2,7	813	3,1	560	3,3	Barley
Kukuruz, zrno	214	3,3	199	3,1	540	8,5	Maize-grain
Krompir/krumpir	18.884	8,9	27.773	13,1	27.843	13,5	Potato
Grah	7.139	6,3	233	2,0	541	2,7	Bean
Kupus	4.086	14,0	9.492	33,0	9.110	34,2	Cabbage
Kukuruz, zelena masa	4.650	14,0	6.653	20,9	6.289	23,1	Maize, green mass
Travno-djetel. smjese	96	3,2	91	3,2	86	3,0	Grass-clover mixtures
<b>Zapadnohercegovački</b>							
Pšenica	2.095	3,0	2.160	3,0	2.064	3,1	Wheat
Ječam	1.583	2,8	1.661	2,8	1.532	2,7	Barley
Kukuruz, zrno	1.856	3,0	1.898	3,2	1.851	3,2	Maize-grain
Krompir/krumpir	7.139	6,3	7.888	7,0	8.490	7,6	Potato
Grah	74	1,7	80	1,9	110	2,0	Bean
Kupus	2.107	13,6	2.296	14,8	1.983	14,3	Cabbage
Kukuruz, zelena masa	571	6,1	857	9,3	890	9,7	Maize, green mass
Travno-djetel. smjese	180	2,6	190	2,8	190	2,8	Grass-clover mixtures
<b>Kanton Sarajevo</b>							
Pšenica	364	2,8	464	3,0	406	3,1	Wheat
Ječam	446	2,9	517	2,9	471	2,9	Barley
Kukuruz, zrno	723	3,3	1.023	4,8	859	3,9	Maize-grain
Krompir/krumpir	7.066	6,8	9.014	8,5	8.967	8,5	Potato
Grah	300	1,7	442	2,5	609	2,8	Bean
Kupus	1.586	8,4	2.231	12,3	1.774	10,8	Cabbage
Kukuruz, zelena masa	6.912	21,1	9.735	30,5	9.139	28,5	Maize, green mass
Travno-djetel. smjese	2.182	3,5	2.863	4,0	2.636	4,0	Grass-clover mixtures
<b>Kanton 10</b>							
Pšenica	12.837	3,7	13.234	3,8	14.381	3,8	Wheat
Ječam	9.872	2,5	9.939	2,5	10.371	2,5	Barley
Kukuruz, zrno	19	1,6	20	1,8	18	1,5	Maize-grain
Krompir/krumpir	13.474	16,8	15.233	18,6	14.094	17,8	Potato
Grah	39	1,5	40	1,5	83	2,7	Bean
Kupus	1.909	20,1	1.962	20,4	1.882	20	Cabbage
Kukuruz, zelena masa	24.441	14,1	44.495	22,9	42.191	21,9	Maize, green mass
Travno-djetel. smjese	10.867	3,8	11.229	3,9	10.934	3,9	Grass-clover mixtures

**PROIZVODNJA VOCA**  
**FRUIT PRODUCTION**

	2017		2018		2019		
	ukupan total, t	po stablu per tree, kg	ukupan total, t	po stablu per tree, kg	ukupan total, t	po stablu per tree, kg	
<b>Federacija Bosne i Hercegovine</b>							
Trešnje	5.493	9,9	7.523	13,3	6.221	10,9	Cherry
Višnje	2.005	7,8	2.786	10,5	2.089	7,8	Sour cherry
Kajsije/marelice	836	11,9	479	6,6	725	9,9	Apricot
Jabuke	23.569	6,7	42.693	12,0	32.003	9,0	Apple
Kruške	5.675	4,3	12.508	9,3	8.059	5,9	Pear
Šljive	23.303	4,0	60.241	10,4	28.529	4,9	Plum
Breskve	4.607	8,8	7.997	15,4	9.251	17,8	Peach
Orasi	925	2,5	3.588	9,3	1.730	4,4	Walnut
<b>Unsko-sanski kanton</b>							
Trešnje	179	5,3	307	9,4	220	6,7	Cherry
Višnje	63	7,8	86	10,6	63	7,8	Sour cherry
Kajsije/marelice	2	1,1	9	5,3	7	4,1	Apricot
Jabuke	889	5,9	2.384	16,2	668	4,6	Apple
Kruške	217	3,6	698	11,7	199	3,4	Pear
Šljive	2.283	2,7	7.042	8,9	2.387	3,2	Plum
Breskve	8	2,0	8	2,2	5	1,3	Peach
Orasi	86	1,1	862	11,0	155	2,0	Walnut
<b>Kanton Posavski</b>							
Trešnje	28	13,3	29	10,9	27	9,5	Cherry
Višnje	73	17,2	78	16,0	77	14,2	Sour cherry
Kajsije/marelice	30	19,1	26	15,2	28	14,6	Apricot
Jabuke	252	9,6	378	13,6	269	10,2	Apple
Kruške	148	16,0	172	17,5	150	12,9	Pear
Šljive	1.061	8,6	2.767	21,0	1.182	8,4	Plum
Breskve	28	10,1	36	12,4	27	8,6	Peach
Orasi	51	11,6	53	11,8	40	7,9	Walnut
<b>Tuzlanski</b>							
Trešnje	2.943	14,6	3.278	15,9	2.733	13,0	Cherry
Višnje	1.188	11,8	1.232	12,0	1.026	9,9	Sour cherry
Kajsije/marelice	522	13,7	233	6,0	389	9,9	Apricot
Jabuke	12.268	8,6	16.670	11,4	14.088	9,5	Apple
Kruške	3.779	6,3	5.543	9,0	4.586	7,3	Pear
Šljive	16.616	6,4	26.297	9,9	19.116	7,0	Plum
Breskve	257	5,2	327	6,6	306	6,1	Peach
Orasi	346	4,7	521	7,2	538	7,3	Walnut
<b>Zeničko-dobojski</b>							
Trešnje	334	5,2	817	12,6	509	7,9	Cherry
Višnje	161	3,4	459	9,9	270	5,8	Sour cherry
Kajsije/marelice	7	2,5	24	9,2	21	8,1	Apricot
Jabuke	1.931	4,1	4.719	10,1	2.856	6,1	Apple
Kruške	526	2,9	1.570	8,7	937	5,2	Pear
Šljive	1.510	2,6	4.556	7,8	1.960	3,4	Plum
Breskve	10	2,0	31	5,9	19	3,6	Peach
Orasi	130	3,2	504	11,8	325	7,5	Walnut
<b>Bosansko-podrinjski</b>							
Trešnje	34	1,1	5	0,2	301	10	Cherry
Višnje	5	0,6	1	0,1	65	7,8	Sour cherry
Kajsije/marelice	0	1,0	-	-	0	1	Apricot
Jabuke	16	0,1	163	1,2	1.451	11,2	Apple
Kruške	-	-	22	0,4	291	5,2	Pear
Šljive	-	-	69	0,3	431	1,9	Plum
Breskve	-	-	-	-	-	-	Peach
Orasi	-	-	51	1,1	83	1,7	Walnut

**PROIZVODNJA VOĆA (nastavak)**  
*FRUIT PRODUCTION (continued)*

	2017		2018		2019		
	ukupan <i>total, t</i>	po stablu <i>per tree, kg</i>	ukupan <i>total, t</i>	po stablu <i>per tree, kg</i>	ukupan <i>total, t</i>	po stablu <i>per tree, kg</i>	
<b>Srednjobosanski</b>							
Trešnje	60	3,9	383	20,5	108	5,8	<i>Cherry</i>
Višnje	62	6,0	209	19,2	46	4,3	<i>Sour cherry</i>
Kajsije/marelice	-	-	0	1,3	-	-	<i>Apricot</i>
Jabuke	544	2,2	4031	16,0	757	3,1	<i>Apple</i>
Kruške	226	2,0	1422	12,3	286	2,5	<i>Pear</i>
Šljive	408	0,9	6916	15,0	620	1,4	<i>Plum</i>
Breskve	0	0,6	0	2,1	0	1,0	<i>Peach</i>
Orasi	43	1,3	439	12,3	88	2,5	<i>Walnut</i>
<b>Hercegovačko-neretvanski</b>							
Trešnje	1.406	11,0	1847	14,1	1606	11,9	<i>Cherry</i>
Višnje	206	7,3	293	10,1	224	7,6	<i>Sour cherry</i>
Kajsije/marelice	224	12,0	126	6,6	222	11,5	<i>Apricot</i>
Jabuke	6.196	7,9	10129	13,2	9306	12,5	<i>Apple</i>
Kruške	31	0,3	793	8,8	159	1,7	<i>Pear</i>
Šljive	500	1,0	5050	9,8	1298	2,5	<i>Plum</i>
Breskve	4.079	9,3	7386	16,9	8678	19,8	<i>Peach</i>
Orasi	44	1,3	297	8,7	118	3,5	<i>Walnut</i>
<b>Zapadnohercegovački</b>							
Trešnje	304	9,2	433	12,8	438	12,9	<i>Cherry</i>
Višnje	53	6,5	94	8,6	96	8,8	<i>Sour cherry</i>
Kajsije/marelice	49	10,4	53	10,9	50	10,4	<i>Apricot</i>
Jabuke	282	8,0	358	9,8	344	9,4	<i>Apple</i>
Kruške	37	3,5	59	6,3	41	4,4	<i>Pear</i>
Šljive	122	3,5	386	11,5	224	6,8	<i>Plum</i>
Breskve	218	11,6	192	11,8	208	12,6	<i>Peach</i>
Orasi	85	7,0	264	12,5	188	8,8	<i>Walnut</i>
<b>Kanton Sarajevo</b>							
Trešnje	202	4,8	401	9,5	271	6,2	<i>Cherry</i>
Višnje	194	4,7	322	7,7	219	5,1	<i>Sour cherry</i>
Kajsije/marelice	4	1,2	8	2,6	7	2,0	<i>Apricot</i>
Jabuke	1.094	4,5	3241	13,2	2165	8,6	<i>Apple</i>
Kruške	686	3,6	2075	10,7	1376	6,9	<i>Pear</i>
Šljive	737	2,4	2450	7,8	1202	3,7	<i>Plum</i>
Breskve	7	1,9	16	4,5	9	2,5	<i>Peach</i>
Orasi	79	3,2	234	9,4	117	4,5	<i>Walnut</i>
<b>Kanton 10</b>							
Trešnje	2	0,8	24	9,2	9	3,6	<i>Cherry</i>
Višnje	0	0,3	14	14,8	4	3,4	<i>Sour cherry</i>
Kajsije/marelice	-	-	-	-	-	-	<i>Apricot</i>
Jabuke	97	3,8	620	23,3	99	3,6	<i>Apple</i>
Kruške	27	2,8	154	16,1	34	3,4	<i>Pear</i>
Šljive	65	0,8	4709	58,0	109	1,3	<i>Plum</i>
Breskve	-	-	1	25,0	-	-	<i>Peach</i>
Orasi	60	2,4	364	15,1	78	3,2	<i>Walnut</i>

**ZASIJANE POVRŠINE**  
SOWN AREA

	Federacija BiH Ukupno <i>Total</i>	P r e g l e d p o <i>Review by</i>				
		Unsko- sanski	Kanton Posavski	Tuzlanski	Zeničko- dobojski	Bosansko podrinjski

**Zasijana oranična**  
*Sown arable*

<b>Zasijano - ukupno</b>	<b>195,856</b>	<b>42,356</b>	<b>15,753</b>	<b>60,771</b>	<b>24,327</b>	<b>1,829</b>
Žita	85,517	22,943	10,066	26,858	7,040	84
Industrijsko bilje	4,956	76	3,260	260	11	-
Povrtno bilje	40,687	6,409	838	12,125	5,326	642
Stočno - krmno bilje	64,696	12,929	1,590	21,528	11,950	1,103

**Zasijane površine**  
*Sown area with*

Pšenica (ozima i jara)	19,359	4,126	4,109	3,256	1,707	36
Raž (ozima i jara)	1,981	402	-	236	50	1
Ječam (ozimi i jari)	8,866	845	606	1,053	446	9
Zob (ozima i jara)	3,322	1,541	33	373	179	2
Kukuruz - zrno	45,868	13,378	5,180	21,078	4,418	31
Soja	2,875	69	2,751	53	2	-
Duhan	383	-	19	171	-	-
Krompir/krumpir	20,580	2,843	235	7,053	2,170	385
Mrkva	808	56	15	93	375	3
Luk crni	3,147	350	35	661	960	25
Luk bijeli	903	240	15	234	100	9
Grah	4,123	1,681	91	701	511	39
Grašak	514	23	27	108	83	5
Kupus	2,713	212	128	1,002	166	40
Paradajz/rajčica	1,896	204	103	609	209	36
Paprika zelena	1,561	215	58	539	243	38
Krastavac	1,478	386	31	590	154	36
Lubenice	344	28	26	32	6	-
Djetelina	10,433	1,965	272	2,100	3,137	94
Lucerka/lucerna	10,911	1,894	357	2,085	2,409	885
Grahonica	540	276	-	224	-	-
Kukuruz, zelena masa	24,731	6,432	675	13,308	800	21
Stočna repa	642	1	12	22	184	13
Mješ. trava, mahunjača i žita	794	30	-	396	44	25
Travno - djetelinske smjese	16,174	2,242	224	3,268	5,343	65

**ZASIJANE POVRŠINE**  
SOWN AREA

ha

kantonima cantons					
Srednjo-bosanski	Hercegovačko-neretvanski	Zapadno-hercegovački	Kanton Sarajevo	Kanton 10	

**površina**  
area

<b>15,482</b>	<b>6,458</b>	<b>6,301</b>	<b>5,124</b>	<b>17,456</b>	<b>Sown area - total</b>
4,457	610	1,895	1,020	10,545	Cereals
13	380	761	58	136	Industrial crops
4,897	4,763	2,148	2,460	1,080	Vegetable crops
6,115	705	1,497	1,586	5,694	Fodder crops

**odabranih usjeva**  
selected crops

1,394	175	695	131	3,732	Wheat
339	15	7	53	878	Rye
860	173	567	164	4,144	Barley
455	21	2	93	624	Oats
902	67	584	218	12	Maize - grain
-	-	-	-	-	Soya
-	55	138	-	-	Tobacco
2,868	2,063	1,115	1,056	793	Potato
69	51	35	66	46	Carrot
320	362	168	228	37	Onion
100	75	58	44	29	Garlic
599	199	56	215	31	Bean
57	111	30	54	17	Pea
501	267	139	165	94	Cabbage and kale
76	405	151	98	5	Tomato
62	266	67	68	4	Green peper
49	91	60	73	8	Cucumber
-	171	81	-	-	Melon and watermelon
1,756	181	407	207	314	Clover
1,540	165	745	226	606	Lucerne
4	13	-	-	23	Vetch
881	272	92	321	1,929	Maize, green mass
180	27	33	140	30	Forage beet
142	14	140	3	-	Mixture of leg.grass.and cereal
1,494	29	68	655	2,788	Mixture of grasses and clovers

**ZASIJANE POVRŠINE ODABRANIH USJEVA PO KANTONIMA I OPĆINAMA U 2018/2019.**  
 SOWN AREA WITH SELECTED CROPS BY CANTONS AND MUNICIPALITIES IN 2018/2019.

ha

	<b>Pšenica</b> <i>Wheat</i>	<b>Raž</b> <i>Rye</i>	<b>Ječam</b> <i>Barley</i>	<b>Zob</b> <i>Oats</i>	<b>Kukuruz</b> <i>Maize</i>	<b>Krompir/ krumpir</b> <i>Potato</i>	<b>Luk crni</b> <i>Onion</i>	<b>Grah</b> <i>Bean</i>
<b>UNSKO-SANSKI</b>	<b>4,126</b>	<b>402</b>	<b>845</b>	<b>1,541</b>	<b>13,378</b>	<b>2,843</b>	<b>350</b>	<b>1,681</b>
Grad Bihać	146	18	112	178	128	28	11	8
Bosanska Krupa	700	50	50	300	500	300	10	305
Bosanski Petrovac	35	35	85	57	30	215	16	25
Bužim	60	-	16	5	225	90	26	79
Cazin	2,075	100	101	600	4,000	900	140	600
Ključ	30	2	50	70	380	80	6	35
Sanski Most	380	197	331	316	3,215	1,000	121	429
Velika Kladuša	700	-	100	15	4,900	230	20	200
<b>KANTON POSAVSKI</b>	<b>4,109</b>	<b>-</b>	<b>606</b>	<b>33</b>	<b>5,180</b>	<b>235</b>	<b>35</b>	<b>91</b>
Domaljevac-Šamac	450	-	60	-	400	25	5	15
Odžak	1,676	-	275	20	2,450	105	4	32
Orašje	1,983	-	271	13	2,330	105	26	44
<b>TUZLANSKI</b>	<b>3,256</b>	<b>236</b>	<b>1,053</b>	<b>373</b>	<b>21,078</b>	<b>7,053</b>	<b>661</b>	<b>701</b>
Banovići	90	5	8	15	305	300	7	60
Čelić	190	35	80	50	500	85	40	58
Doboj Istok	140	-	40	5	275	185	10	7
Gračanica	310	25	50	5	2,890	890	85	12
Gradačac	907	-	32	51	3,860	750	175	190
Kalesija	300	-	544	15	2,950	1,000	60	80
Kladanj	26	2	1	10	360	400	16	8
Lukavac	840	125	150	95	4,700	922	50	80
Sapna	13	-	4	3	140	50	4	4
Srebrenik	25	4	15	31	1,858	375	64	42
Teočak	100	5	30	30	520	60	15	5
Grad Tuzla	185	10	80	43	1,200	550	55	25
Živinice	130	25	20	20	1,520	1,486	80	130
<b>ZENIČKO-DOBOJSKI</b>	<b>1,707</b>	<b>50</b>	<b>446</b>	<b>179</b>	<b>4,418</b>	<b>2,170</b>	<b>960</b>	<b>511</b>
Breza	50	-	20	5	18	130	17	8
Doboj Jug	22	-	1	3	58	35	3	-
Kakanj	116	1	42	9	144	196	40	59
Maglaj	50	4	17	-	138	162	24	27
Olovo	3	-	1	1	5	30	10	10
Tešanj	270	-	45	35	1,600	280	40	40
Usora	690	20	180	78	1,800	50	4	6
Vareš	5	-	6	6	-	60	3	6
Visoko	241	8	50	3	200	500	42	223
Zavidovići	30	1	3	4	80	85	25	52
Grad Zenica	200	12	41	35	180	572	750	70
Žepče	30	4	40	-	195	70	3	10
<b>BOSANSKO-PODRINJSKI</b>	<b>36</b>	<b>1</b>	<b>9</b>	<b>2</b>	<b>31</b>	<b>385</b>	<b>25</b>	<b>39</b>
Foča	11	-	1	-	-	51	5	7
Goražde	22	1	5	-	30	312	12	22
Pale	3	-	3	2	1	22	8	10

**ZASIJANE POVRŠINE ODABRANIH USJEVA PO KANTONIMA I OPĆINAMA U 2018/2019. (nastavak)**  
**SOWN AREA WITH SELECTED CROPS BY CANTONS AND MUNICIPALITIES IN 2018/2019. (continued)**

ha

	<b>Pšenica</b> <i>Wheat</i>	<b>Raž</b> <i>Rye</i>	<b>Ječam</b> <i>Barley</i>	<b>Zob</b> <i>Oats</i>	<b>Kukuruz</b> <i>Maize</i>	<b>Krompir/ krumpir</b> <i>Potato</i>	<b>Luk crni</b> <i>Onion</i>	<b>Grah</b> <i>Bean</i>
<b>SREDNJOBOSANSKI</b>	<b>1,394</b>	<b>339</b>	<b>860</b>	<b>455</b>	<b>902</b>	<b>2,868</b>	<b>320</b>	<b>599</b>
Bugojno	180	110	200	90	70	240	45	50
Busovača	145	22	35	62	410	290	16	136
Dobretići	4	-	1	1	-	11	0	0
Donji Vakuf	34	7	20	6	26	50	42	21
Fojnica	100	33	33	18	30	510	56	65
Gornji Vakuf-Uskoplje	230	30	185	30	6	765	22	13
Jajce	65	-	62	25	205	430	35	201
Kiseljak	70	75	45	30	70	105	60	10
Kreševo	16	8	14	10	10	110	12	28
Novi Travnik	130	40	150	150	20	160	7	18
Travnik	335	8	100	30	40	190	20	55
Vitez	85	6	15	3	15	8	5	2
<b>HERCEGOVAČKO- NERETVANSKI</b>	<b>175</b>	<b>15</b>	<b>173</b>	<b>21</b>	<b>67</b>	<b>2,063</b>	<b>362</b>	<b>199</b>
Čapljina	12	-	10	-	7	300	5	7
Čitluk	25	-	42	-	20	350	30	27
Grad Mostar	43	8	8	5	19	792	116	122
Jablanica	1	5	5	4	10	128	30	14
Konjic	1	1	50	5	5	223	151	11
Neum	-	-	2	1	4	7	2	1
Prozor	1	1	7	2	2	120	17	9
Ravno	20	-	20	-	-	15	5	5
Stolac	72	-	29	4	-	128	6	3
<b>ZAPADNO- HERCEGOVAČKI</b>	<b>695</b>	<b>7</b>	<b>567</b>	<b>2</b>	<b>584</b>	<b>1,115</b>	<b>168</b>	<b>56</b>
Grude	77	5	82	-	199	395	22	18
Ljubuški	190	-	160	-	115	280	108	19
Posušje	108	2	75	2	20	110	8	9
Grad Široki Brijeg	320	-	250	-	250	330	30	10
<b>KANTON SARAJEVO</b>	<b>131</b>	<b>53</b>	<b>164</b>	<b>93</b>	<b>218</b>	<b>1,056</b>	<b>228</b>	<b>215</b>
Centar Sarajevo	-	-	-	-	1	16	9	-
Hadžići	24	21	23	20	4	310	12	36
Ilidža	18	-	14	6	70	240	93	72
Ilijaš	65	25	114	57	130	222	23	60
Novi Grad Sarajevo	6	-	2	1	13	55	46	8
Novo Sarajevo	-	-	-	-	-	10	3	7
Stari Grad Sarajevo	-	-	-	-	-	34	16	8
Trnovo	5	1	8	1	-	49	14	16
Vogošća	13	6	3	8	-	120	12	8
<b>KANTON 10</b>	<b>3,732</b>	<b>878</b>	<b>4,144</b>	<b>624</b>	<b>12</b>	<b>793</b>	<b>37</b>	<b>31</b>
Bosansko Grahovo	585	10	25	20	-	55	2	1
Drvar	5	3	59	4	2	6	3	6
Glamoč	1,395	101	805	35	-	256	14	5
Kupres	130	158	520	160	-	6	2	2
Livno	740	99	2,140	35	10	240	12	13
Tomislavgrad	877	507	595	370	-	230	5	4



**ZASIJANE POVRŠINE ODABRANIH USJEVA PO KANTONIMA I OPĆINAMA U 2018/2019. (nastavak)**  
 SOWN AREA WITH SELECTED CROPS BY CANTONS AND MUNICIPALITIES IN 2018/2019. (continued)

ha

	Kupus <i>Cabbage</i>	Paradajz/ rajčica <i>Tomato</i>	Paprika, zelena <i>Green Paper</i>	Djetelina <i>Clover</i>	Lucerka/ lucerna <i>Lucerne</i>	Kukuruz, zeleni <i>Maize, green</i>	Stočna repa <i>Forage beet</i>	Trav.djet. smjese <i>Grass clov. mixtures</i>
<b>UNSKO-SANSKI</b>	<b>212</b>	<b>204</b>	<b>215</b>	<b>1,965</b>	<b>1,894</b>	<b>6,432</b>	<b>1</b>	<b>2,242</b>
Grad Bihać	28	9	8	33	23	406	-	15
Bosanska Krupa	20	30	30	812	800	1,350	-	800
Bosanski Petrovac	-	0	0	-	-	100	-	-
Bužim	3	18	17	650	594	465	-	810
Cazin	5	10	10	50	40	1,600	-	300
Ključ	6	10	8	70	130	500	1	100
Sanski Most	142	117	132	200	157	1,551	-	202
Velika Kladuša	8	10	10	150	150	460	-	15
<b>KANTON POSAVSKI</b>	<b>128</b>	<b>103</b>	<b>58</b>	<b>272</b>	<b>357</b>	<b>675</b>	<b>12</b>	<b>224</b>
Domaljevac-Šamac	10	20	15	20	10	5	-	-
Odžak	90	45	15	200	203	670	5	220
Orašje	28	38	28	52	144	-	7	4
<b>TUZLANSKI</b>	<b>1,002</b>	<b>609</b>	<b>539</b>	<b>2,100</b>	<b>2,085</b>	<b>13,308</b>	<b>22</b>	<b>3,268</b>
Banovići	5	13	8	6	5	40	-	5
Čelić	15	20	18	250	260	353	-	170
Doboj Istok	4	2	1	250	140	119	-	300
Gračanica	42	49	39	594	530	800	10	509
Gradačac	700	90	90	30	20	4,765	3	429
Kalesija	25	70	65	130	405	2,867	-	900
Kladanj	1	2	2	21	-	4	-	2
Lukavac	130	125	125	50	57	1,602	-	50
Sapna	1	4	3	218	205	80	-	220
Srebrenik	42	64	51	190	246	127	5	195
Teočak	2	5	3	106	112	150	-	52
Grad Tuzla	15	35	34	125	65	751	4	291
Živinice	20	130	100	130	40	1,650	-	145
<b>ZENIČKO-DOBOJSKI</b>	<b>166</b>	<b>209</b>	<b>243</b>	<b>3,137</b>	<b>2,409</b>	<b>800</b>	<b>184</b>	<b>5,343</b>
Breza	7	12	12	332	390	110	50	220
Doboj Jug	2	6	6	94	105	45	-	90
Kakanj	9	23	35	296	313	65	10	250
Maglaj	11	11	12	94	66	61	4	166
Olovo	2	2	2	1	1	-	1	-
Tešanj	48	25	23	1,300	1,100	70	60	600
Usora	6	6	6	50	35	70	-	20
Vareš	4	0	0	8	3	-	1	55
Visoko	40	39	92	322	180	304	21	1,700
Zavidovići	7	25	17	380	40	8	12	1,880
Grad Zenica	30	50	30	20	21	31	25	47
Žepče	1	10	7	240	155	36	-	315
<b>BOSANSKO-PODRINJSKI</b>	<b>40</b>	<b>36</b>	<b>38</b>	<b>94</b>	<b>885</b>	<b>21</b>	<b>13</b>	<b>65</b>
Foča	1	4	8	30	35	3	5	35
Goražde	32	27	27	54	840	18	6	20
Pale	7	5	3	10	10	-	2	10

ZASIJANE POVRŠINE ODABRANIH USJEVA PO KANTONIMA I OPĆINAMA U 2018/2019. (nastavak)  
 SOWN AREA WITH SELECTED CROPS BY CANTONS AND MUNICIPALITIES IN 2018/2019. (continued)

ha

	Kupus <i>Cabbage</i>	Paradajz/ rajčica <i>Tomato</i>	Paprika, zelena <i>Green Paper</i>	Djetelina <i>Clover</i>	Lucerka/ lucerna <i>Lucerne</i>	Kukuruz, zeleni <i>Maize, green</i>	Stočna repa <i>Forage beet</i>	Trav.djet. smjese <i>Grass clov. mixtures</i>
<b>SREDNJOBOSANSKI</b>	<b>501</b>	<b>76</b>	<b>62</b>	<b>1,756</b>	<b>1,540</b>	<b>881</b>	<b>180</b>	<b>1,494</b>
Bugojno	111	10	5	440	590	180	30	180
Busovača	16	15	16	90	10	50	15	50
Dobretići	-	-	0	-	-	-	2	-
Donji Vakuf	22	2	7	16	12	4	3	-
Fojnica	4	5	4	85	45	20	15	58
Gornji Vakuf	150	2	2	705	560	80	5	940
Jajce	53	11	5	45	28	45	15	12
Kiseljak	50	8	8	60	62	90	55	100
Kreševo	33	6	6	120	50	20	30	2
Novi Travnik	6	5	4	50	50	70	5	60
Travnik	55	10	3	80	69	237	5	90
Vitez	1	2	2	65	64	85	-	2
<b>HERCEGOVAČKO- NERETVANSKI</b>	<b>267</b>	<b>405</b>	<b>266</b>	<b>181</b>	<b>165</b>	<b>272</b>	<b>27</b>	<b>29</b>
Čapljina	120	140	80	-	38	199	-	-
Čitluk	10	30	13	20	30	10	-	10
Grad Mostar	50	80	70	110	45	43	3	3
Jablanica	25	21	8	10	10	-	10	5
Konjic	11	80	51	22	20	18	8	11
Neum	0	1	1	9	12	2	1	-
Prozor	20	18	10	-	-	-	5	-
Ravno	-	5	5	10	10	-	-	-
Stolac	30	30	28	-	-	-	-	-
<b>ZAPADNO- HERCEGOVAČKI</b>	<b>139</b>	<b>151</b>	<b>67</b>	<b>407</b>	<b>745</b>	<b>92</b>	<b>33</b>	<b>68</b>
Grude	29	14	14	172	120	44	22	31
Ljubuški	55	105	32	125	550	33	10	22
Posušje	45	2	1	110	75	15	1	15
Grad Široki Brijeg	10	30	20	-	-	-	-	-
<b>KANTON SARAJEVO</b>	<b>165</b>	<b>98</b>	<b>68</b>	<b>207</b>	<b>226</b>	<b>321</b>	<b>140</b>	<b>655</b>
Centar Sarajevo	2	1	0	2	2	-	-	1
Hadžići	10	6	5	4	4	8	7	4
Iliđža	78	42	28	110	150	288	100	216
Ilijaš	26	17	17	38	40	25	23	30
Novi Grad Sarajevo	33	17	8	22	22	-	-	52
Novo Sarajevo	1	5	3	-	-	-	-	2
Stari Grad Sarajevo	10	4	3	-	-	-	-	-
Trnovo	-	-	-	26	8	-	10	350
Vogošća	5	6	4	5	-	-	-	-
<b>KANTON 10</b>	<b>94</b>	<b>5</b>	<b>4</b>	<b>314</b>	<b>606</b>	<b>1,929</b>	<b>30</b>	<b>2,788</b>
Bosansko Grahovo	1	-	-	3	3	-	-	-
Drvar	2	1	1	6	1	-	1	2
Glamoč	3	-	-	65	-	352	17	71
Kupres	4	-	-	-	-	152	-	40
Livno	34	3	2	40	130	110	7	2,200
Tomislavgrad	50	1	1	200	472	1,314	5	475

**PROIZVODNJA RANIH USJEVA U 2019. GODINI**  
*PRODUCTION OF EARLY CROPS IN 2019*

	<b>Pšenica</b> <i>Wheat</i>	<b>Raž</b> <i>Rye</i>	<b>Ječam</b> <i>Barley</i>	<b>Zob</b> <i>Oats</i>
--	--------------------------------	--------------------------	-------------------------------	---------------------------

**Požnjevena površina, ha**

*Harvested area, ha*

<b>Federacija Bosne i Hercegovine</b>	<b>19,299</b>	<b>1,970</b>	<b>8,861</b>	<b>3,305</b>
Unsko-sanski kanton	4,126	392	845	1,535
Kanton Posavski	4,073	-	606	33
Tuzlanski kanton	3,256	236	1,053	362
Zeničko-dobojski kanton	1,707	50	446	179
Bosansko-podrinjski kanton	36	1	9	2
Srednjobosanski kanton	1,373	339	860	455
Hercegovačko-neretvanski kanton	162	15	168	21
Zapadnohercegovački kanton	675	7	567	2
Kanton Sarajevo	131	53	164	93
Kanton 10	3,762	877	4,144	624

**Ukupna proizvodnja, tona**

*Total production, tons*

<b>Federacija Bosne i Hercegovine</b>	<b>70,982</b>	<b>6,963</b>	<b>29,122</b>	<b>8,628</b>
Unsko-sanski kanton	14,359	1,277	3,239	3,830
Kanton Posavski	16,217	-	2,530	109
Tuzlanski kanton	11,897	688	5,824	1,070
Zeničko-dobojski kanton	6,268	167	1,655	612
Bosansko-podrinjski kanton	129	2	21	4
Srednjobosanski kanton	4,660	1,161	2,922	1,297
Hercegovačko-neretvanski kanton	601	29	560	40
Zapadnohercegovački kanton	2,064	20	1,532	4
Kanton Sarajevo	406	167	471	248
Kanton 10	14,381	3,452	10,371	1,415

**Prosječan prinos, t/ha**

*Yield t/ha*

<b>Federacija Bosne i Hercegovine</b>	<b>3.7</b>	<b>3.5</b>	<b>3.3</b>	<b>2.6</b>
Unsko-sanski kanton	3.5	3.3	3.8	2.5
Kanton Posavski	4.0	-	4.2	3.3
Tuzlanski kanton	3.7	2.9	5.5	3.0
Zeničko-dobojski kanton	3.7	3.3	3.7	3.4
Bosansko-podrinjski kanton	3.6	2.0	2.3	2.0
Srednjobosanski kanton	3.4	3.4	3.4	2.9
Hercegovačko-neretvanski kanton	3.7	1.9	3.3	1.9
Zapadnohercegovački kanton	3.1	2.9	2.7	2.0
Kanton Sarajevo	3.1	3.2	2.9	2.7
Kanton 10	3.8	3.9	2.5	2.3

**PROIZVODNJA RANOG VOĆA U 2019. GODINI**  
*PRODUCTION OF EARLY FRUIT IN 2019*

	Trešnje <i>Cherry</i>	Višnje <i>Sour cherry</i>	Kajsije <i>Apricot</i>
--	--------------------------	------------------------------	---------------------------

**Broj stabala sposobnih za rod**

*Number of bearing trees*

<b>Federacija Bosne i Hercegovine</b>	<b>573,050</b>	<b>267,014</b>	<b>73,320</b>
Unsko-sanski kanton	32,810	8,071	1,700
Kanton Posavski	2,810	5,400	1,930
Tuzlanski kanton	209,835	103,483	39,370
Zeničko-dobojski kanton	64,150	46,460	2,540
Bosansko-podrinjski kanton	29,910	8,300	100
Srednjobosanski kanton	18,766	10,660	10
Hercegovačko-neretvanski kanton	134,549	29,575	19,345
Zapadnohercegovački kanton	33,850	10,870	4,800
Kanton Sarajevo	43,800	43,140	3,525
Kanton 10	2,570	1,055	-

**Ukupna proizvodnja, tona**

*Total production, tons*

<b>Federacija Bosne i Hercegovine</b>	<b>6,221</b>	<b>2,089</b>	<b>725</b>
Unsko-sanski kanton	220	63	7
Kanton Posavski	27	77	28
Tuzlanski kanton	2,733	1,026	389
Zeničko-dobojski kanton	509	270	21
Bosansko-podrinjski kanton	301	65	0
Srednjobosanski kanton	108	46	-
Hercegovačko-neretvanski kanton	1,606	224	222
Zapadnohercegovački kanton	438	96	50
Kanton Sarajevo	271	219	7
Kanton 10	9	4	-

**Prosječan prinos, kg/stablu**

*Yield kg/tree*

<b>Federacija Bosne i Hercegovine</b>	<b>10.9</b>	<b>7.8</b>	<b>9.9</b>
Unsko-sanski kanton	6.7	7.8	4.1
Kanton Posavski	9.5	14.2	14.6
Tuzlanski kanton	13.0	9.9	9.9
Zeničko-dobojski kanton	7.9	5.8	8.1
Bosansko-podrinjski kanton	10.1	7.8	-
Srednjobosanski kanton	5.8	4.3	1.3
Hercegovačko-neretvanski kanton	11.9	7.6	11.5
Zapadnohercegovački kanton	12.9	8.8	10.4
Kanton Sarajevo	6.2	5.1	2.0
Kanton 10	3.7	3.4	-

**PROIZVODNJA KASNIH USJEVA U 2019. GODINI**  
*PRODUCTION OF LATE CROPS IN 2019*

	<b>Kukuruz</b> <i>Maize</i>	<b>Krompir/ krumpir</b> <i>Potato</i>	<b>Grah</b> <i>Bean</i>	<b>Luk crni</b> <i>Onion</i>	<b>Kupus</b> <i>Cabbage</i>	<b>Paradajz/ rajčica</b> <i>Tomato</i>
--	--------------------------------	--	----------------------------	---------------------------------	--------------------------------	---

**Požnjevena površina, ha**

*Harvested area, ha*

<b>Federacija Bosne i Hercegovine</b>	<b>45,807</b>	<b>20,580</b>	<b>4,093</b>	<b>3,147</b>	<b>2,713</b>	<b>1,896</b>
Unsko-sanski kanton	13,363	2,843	1,681	350	212	204
Kanton Posavski	5,163	235	91	35	128	103
Tuzlanski kanton	21,068	7,052	671	661	1,002	609
Zeničko-dobojski kanton	4,403	2,170	511	960	166	209
Bosansko-podrinjski kanton	31	385	39	25	40	36
Srednjobosanski kanton	902	2,868	599	320	500	76
Hercegovačko-neretvanski kanton	63	2,063	199	362	267	405
Zapadnohercegovački kanton	584	1,115	56	168	139	151
Kanton Sarajevo	218	1,056	215	228	165	98
Kanton 10	12	793	31	37	94	5

**Ukupna proizvodnja, tona**

*Total production, tons*

<b>Federacija Bosne i Hercegovine</b>	<b>243,093</b>	<b>199,890</b>	<b>6,479</b>	<b>28,238</b>	<b>35,905</b>	<b>22,013</b>
Unsko-sanski kanton	72,078	19,338	1,423	1,684	2,429	2,448
Kanton Posavski	30,899	2,440	200	359	2,116	1,390
Tuzlanski kanton	107,756	75,752	1,364	4,878	5,632	3,404
Zeničko-dobojski kanton	27,296	15,857	1,045	10,961	2,377	1,605
Bosansko-podrinjski kanton	23	5,868	99	186	442	188
Srednjobosanski kanton	1,774	21,243	1,007	2,313	8,161	461
Hercegovačko-neretvanski kanton	540	27,843	541	4,880	9,110	10,196
Zapadnohercegovački kanton	1,851	8,490	110	1,140	1,983	1,583
Kanton Sarajevo	859	8,967	609	1,627	1,774	713
Kanton 10	18	14,094	83	210	1,882	25

**Prosječan prinos, t/ha**

*Yield t/ha*

<b>Federacija Bosne i Hercegovine</b>	<b>5.3</b>	<b>9.7</b>	<b>1.6</b>	<b>9.0</b>	<b>13.2</b>	<b>11.6</b>
Unsko-sanski kanton	5.4	6.8	0.8	4.8	11.5	12.0
Kanton Posavski	6.0	10.4	2.2	10.4	16.5	13.5
Tuzlanski kanton	5.1	10.7	2.0	7.4	5.6	5.6
Zeničko-dobojski kanton	6.2	7.3	2.0	11.4	14.3	7.7
Bosansko-podrinjski kanton	0.7	15.2	2.5	7.4	11.0	5.2
Srednjobosanski kanton	2.0	7.4	1.7	7.2	16.3	6.1
Hercegovačko-neretvanski kanton	8.5	13.5	2.7	13.5	34.2	25.2
Zapadnohercegovački kanton	3.2	7.6	2.0	6.8	14.3	10.5
Kanton Sarajevo	3.9	8.5	2.8	7.1	10.8	7.3
Kanton 10	1.8	17.8	2.7	5.7	20.0	5.0

**PROIZVODNJA KASNIH USJEVA U 2019. GODINI (nastavak)**

*PRODUCTION OF LATE CROPS IN 2019 (continued)*

	<b>Paprika, zelena</b> <i>Green Paper</i>	<b>Djetelina</b> <i>Clover</i>	<b>Lucerka/ lucerna</b> <i>Lucerne</i>	<b>Kukuruz, zeleni</b> <i>Maize, green</i>	<b>Stočna repa</b> <i>Forage beet</i>	<b>Trav.djet. Smjese</b> <i>Grass clov. mixtures</i>
--	--	-----------------------------------	---	---	--	---

**Požnjevena površina, hektara**

*Harvested area, ha*

<b>Federacija Bosne i Hercegovine</b>	<b>1,561</b>	<b>10,433</b>	<b>10,896</b>	<b>24,612</b>	<b>641</b>	<b>16,173</b>
Unsko-sanski kanton	215	1,965	1,894	6,431	1	2242
Kanton Posavski	58	272	357	675	12	224
Tuzlanski kanton	539	2,100	2,070	13,191	22	3266.5
Zeničko-dobojski kanton	243	3,137	2,409	800	184	5,343
Bosansko-podrinjski kanton	38	94	885	21	13	65
Srednjobosanski kanton	62	1,756	1,540	881	180	1,494
Hercegovačko-neretvanski kanton	266	181	165	272	27	29
Zapadnohercegovački kanton	67	407	745	92	33	68
Kanton Sarajevo	68	207	226	321	140	655
Kanton 10	4	314	605	1,929	29	2,787

**Ukupna proizvodnja, tona**

*Total production, tons*

<b>Federacija Bosne i Hercegovine</b>	<b>17,153</b>	<b>40,534</b>	<b>44,373</b>	<b>403,754</b>	<b>7,822</b>	<b>56,896</b>
Unsko-sanski kanton	2,438	7,683	7,861	160,001	6	9,919
Kanton Posavski	550	2,334	2,585	22,830	265	2,426
Tuzlanski kanton	2,358	8,012	7,219	129,807	380	9,454
Zeničko-dobojski kanton	4,563	10,938	8,560	12,470	1,775	16,280
Bosansko-podrinjski kanton	117	394	3,600	369	160	285
Srednjobosanski kanton	400	7,450	6,912	19,768	2,321	4,687
Hercegovačko-neretvanski kanton	5,841	578	893	6,289	729	86
Zapadnohercegovački kanton	325	1,241	1,843	890	164	190
Kanton Sarajevo	539	808	962	9,139	1,760	2,636
Kanton 10	21	1,098	3,940	42,191	262	10,934

**Prosječan prinos, t/ha**

*Yield t/ha*

<b>Federacija Bosne i Hercegovine</b>	<b>11.0</b>	<b>3.9</b>	<b>4.1</b>	<b>16.4</b>	<b>12.2</b>	<b>3.5</b>
Unsko-sanski kanton	11.3	3.9	4.2	24.9	6.0	4.4
Kanton Posavski	9.5	8.6	7.3	33.8	22.1	10.8
Tuzlanski kanton	4.4	3.8	3.5	9.8	17.3	2.9
Zeničko-dobojski kanton	18.8	3.5	3.6	15.6	9.6	3.0
Bosansko-podrinjski kanton	3.1	4.2	4.1	17.6	12.3	4.4
Srednjobosanski kanton	6.4	4.2	4.5	22.4	12.9	3.1
Hercegovačko-neretvanski kanton	22.0	3.2	5.4	23.1	27.0	3.0
Zapadnohercegovački kanton	4.9	3.0	2.5	9.7	5.0	2.8
Kanton Sarajevo	7.9	3.9	4.3	28.5	12.6	4.0
Kanton 10	5.4	3.5	6.5	21.9	9.0	3.9

**PROIZVODNJA KASNOG VOĆA U 2019. GODINI**  
*PRODUCTION OF LATE FRUIT IN 2019*

	<b>Jabuke</b> <i>Apple</i>	<b>Kruške</b> <i>Pear</i>	<b>Šljive</b> <i>Plum</i>	<b>Breskve</b> <i>Peach</i>	<b>Orasi</b> <i>Walnut</i>
--	-------------------------------	------------------------------	------------------------------	--------------------------------	-------------------------------

**Broj stabala sposobnih za rod**

*Number of bearing trees*

<b>Federacija Bosne i Hercegovine</b>	<b>3,569,905</b>	<b>1,366,415</b>	<b>5,828,276</b>	<b>520,373</b>	<b>391,596</b>
Unsko-sanski kanton	144,880	58,150	755,160	3,480	78,680
Kanton Posavski	26,300	11,600	140,500	3,150	5,050
Tuzlanski kanton	1,489,925	630,521	2,712,428	50,100	74,170
Zeničko-dobojski kanton	470,960	181,200	578,670	5,170	43,350
Bosansko-podrinjski kanton	129,680	56,300	232,600	500	49,100
Srednjobosanski kanton	247,406	115,195	459,029	50	35,618
Hercegovačko-neretvanski kanton	745,617	94,908	512,500	437,968	34,138
Zapadnohercegovački kanton	36,450	9,200	32,750	16,450	21,450
Kanton Sarajevo	251,297	199,331	322,239	3,485	25,770
Kanton 10	27,390	10,010	82,400	20	24,270

**Ukupna proizvodnja, tona**

*Total production, tons*

<b>Federacija Bosne i Hercegovine</b>	<b>32,003</b>	<b>8,059</b>	<b>28,529</b>	<b>9,251</b>	<b>1,731</b>
Unsko-sanski kanton	668	199	2,387	5	156
Kanton Posavski	269	150	1,182	27	40
Tuzlanski kanton	14,088	4,586	19,116	306	538
Zeničko-dobojski kanton	2,856	937	1,960	19	325
Bosansko-podrinjski kanton	1,451	291	431	-	83
Srednjobosanski kanton	757	286	620	0	88
Hercegovačko-neretvanski kanton	9,306	159	1,298	8,678	118
Zapadnohercegovački kanton	344	41	224	208	188
Kanton Sarajevo	2,165	1,376	1,202	9	117
Kanton 10	99	34	109	-	78

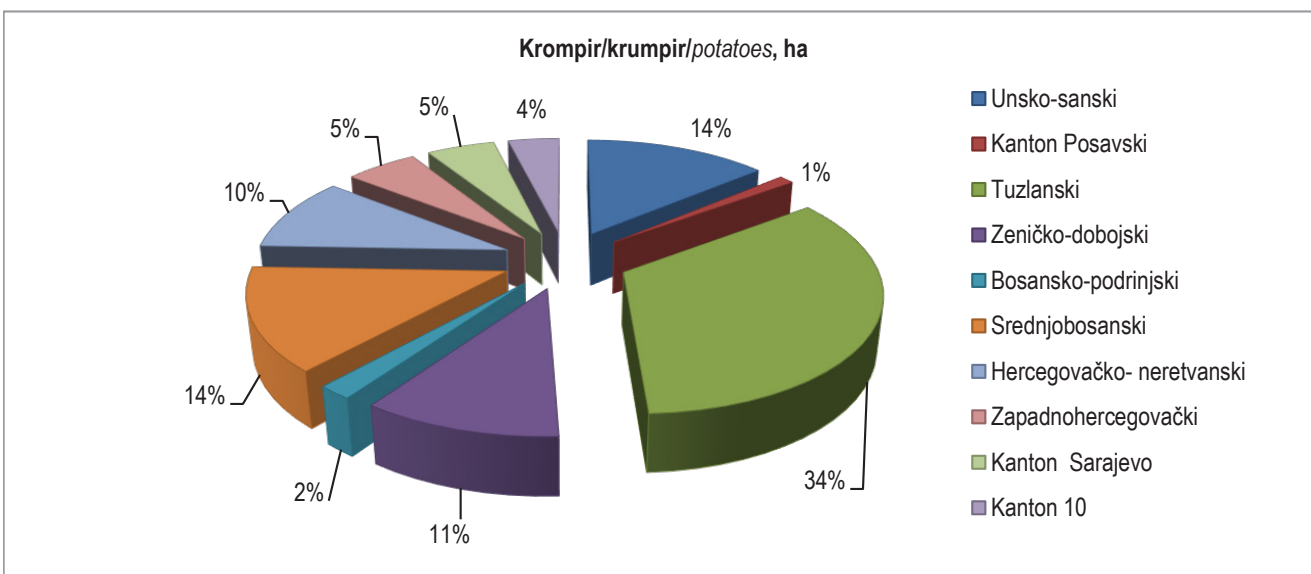
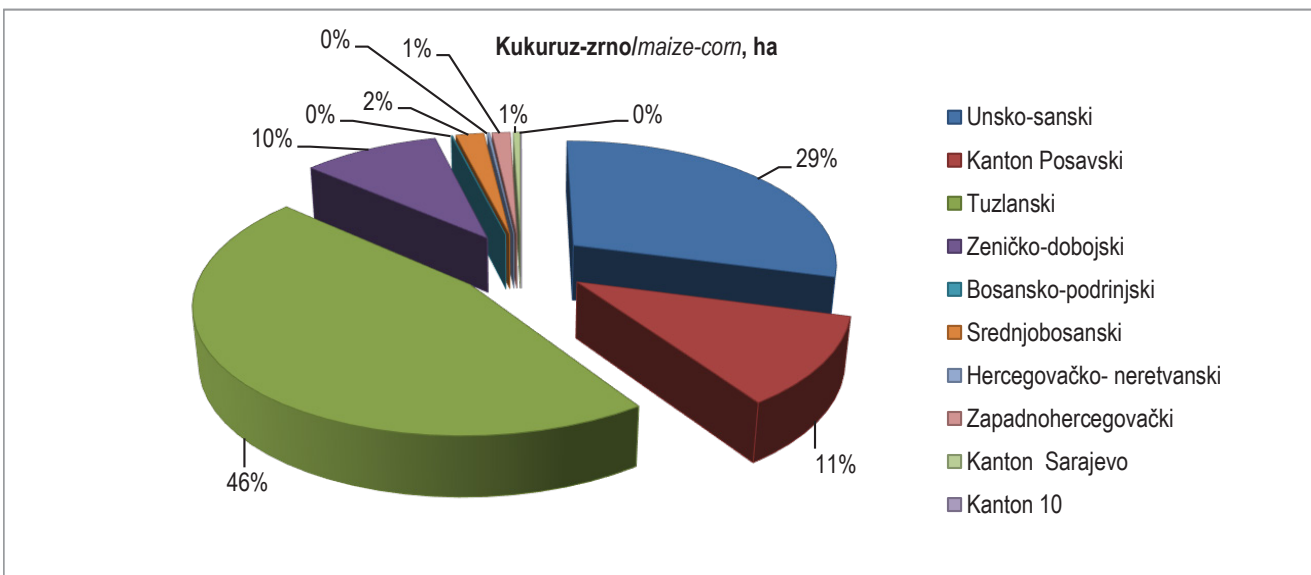
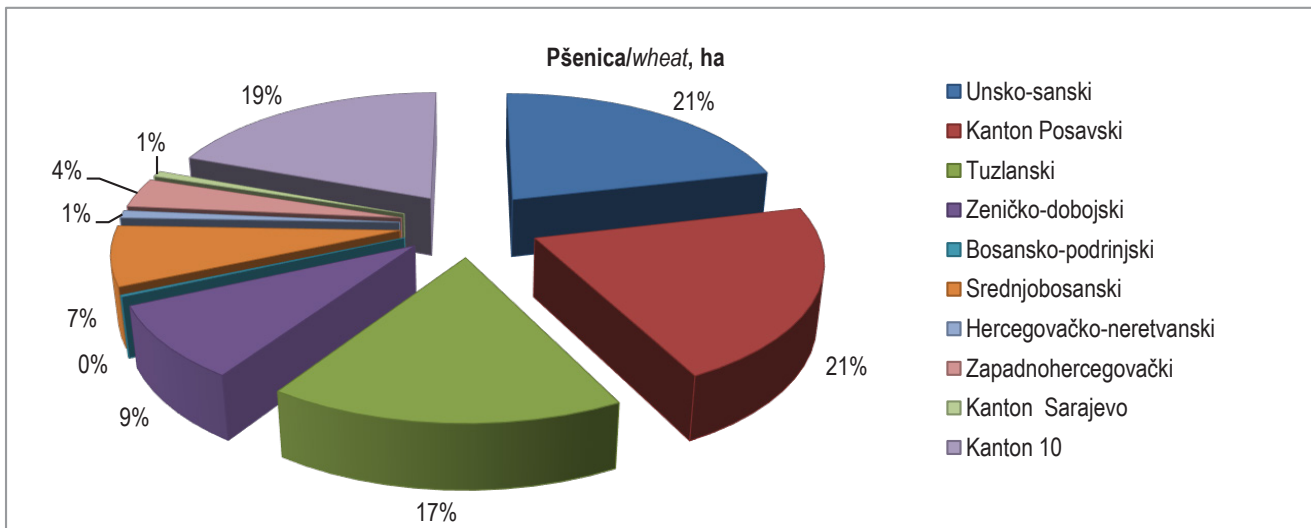
**Prosječan prinos, kg po stablu**

*Yield kg/tree*

<b>Federacija Bosne i Hercegovine</b>	<b>9.0</b>	<b>5.9</b>	<b>4.9</b>	<b>17.8</b>	<b>4.4</b>
Unsko-sanski kanton	4.6	3.4	3.2	1.3	2.0
Kanton Posavski	10.2	12.9	8.4	8.6	7.9
Tuzlanski kanton	9.5	7.3	7.0	6.1	7.3
Zeničko-dobojski kanton	6.1	5.2	3.4	3.6	7.5
Bosansko-podrinjski kanton	11.2	0.4	0.3	-	1.1
Srednjobosanski kanton	3.1	2.5	1.4	2.1	2.5
Hercegovačko-neretvanski kanton	12.5	1.7	2.5	19.8	3.5
Zapadnohercegovački kanton	9.4	4.4	6.8	12.6	8.8
Kanton Sarajevo	8.6	6.9	3.7	2.5	4.5
Kanton 10	3.6	3.4	1.3	-	3.2

ZASIJANE POVRŠINE GLAVNIH RATARSKIH USJEVA PO KANTONIMA, 2019

SOWN AREA WITH MAIN CROPS BY CANTONS, 2019





**PRINOSI USJEVA, VOĆA I GROŽĐA PO KANTONIMA I OPĆINAMA U 2019. GODINI**  
*CROP, FRUIT AND GRAPES PRODUCTION BY CANTONS AND MUNICIPALITIES IN 2019.*

	Pšenica <i>Wheat</i>		Raž <i>Rye</i>		Ječam <i>Barley</i>		Zob <i>Oats</i>		Kukuruz-zrno <i>Maize - grain</i>	
	ukupan prinos, t <i>total pro- duction, t</i>	prinos t/ha <i>yield t/ha</i>	ukupan prinos, t <i>total pro- duction, t</i>	prinos t/ha <i>yield t/ha</i>	ukupan prinos, t <i>total pro- duction, t</i>	prinos t/ha <i>yield t/ha</i>	ukupan prinos, t <i>total pro- duction, t</i>	prinos t/ha <i>yield t/ha</i>	ukupan prinos, t <i>total pro- duction, t</i>	prinos t/ha <i>yield t/ha</i>
	<b>UNSKO-SANSKI</b>									
<b>KANTON</b>	<b>14,359</b>	<b>3.5</b>	<b>1,277</b>	<b>3.3</b>	<b>3,239</b>	<b>3.8</b>	<b>3,830</b>	<b>2.5</b>	<b>72,078</b>	<b>5.4</b>
Grad Bihać	654	4.5	72	4.0	390	3.5	534	3.0	640	5.0
Bosanska Krupa	2,450	3.5	200	4.0	150	3.0	660	2.2	2,000	4.0
Bosanski Petrovac	130	3.7	70	2.8	323	3.8	140	2.5	30	1.0
Bužim	274	4.6	-	-	80	5.0	18	3.5	1,360	6.0
Cazin	6,681	3.2	320	3.2	488	4.9	1,500	2.5	16,280	4.1
Ključ	75	2.5	4	2.0	150	3.0	105	1.5	2,280	6.0
Sanski Most	1,296	3.4	611	3.1	1,159	3.5	806	2.6	10,288	3.2
Velika Kladuša	2,800	4.0	-	-	500	5.0	68	4.5	39,200	8.0
<b>KANTON POSAVSKI</b>	<b>16,217</b>	<b>4.0</b>	<b>-</b>	<b>-</b>	<b>2,530</b>	<b>4.2</b>	<b>109</b>	<b>3.6</b>	<b>30,899</b>	<b>6.0</b>
Domaljevac-Šamac	1,800	4.0	-	-	240	4.0	-	-	4,000	10.0
Odžak	6,541	4.0	-	-	1,108	4.0	70	3.5	13,319	5.5
Orašje	7,876	4.0	-	-	1,182	4.4	39	3.0	13,580	5.8
<b>TUZLANSKI</b>	<b>11,897</b>	<b>3.7</b>	<b>688</b>	<b>2.9</b>	<b>5,824</b>	<b>5.5</b>	<b>1,070</b>	<b>3.0</b>	<b>107,756</b>	<b>5.1</b>
<b>KANTON</b>										
Banovići	234	2.6	11	2.1	18	2.2	35	2.3	915	3.0
Čelić	760	4.0	116	3.3	328	4.1	160	3.2	1,250	2.5
Doboj Istok	560	4.0	-	-	160	4.0	15	3.0	1,375	5.0
Gračanica	1,457	4.7	98	3.9	230	4.6	19	3.7	15,895	5.5
Gradačac	2,999	3.3	-	-	131	4.2	148	3.7	21,970	5.7
Kalesija	960	3.2	-	-	3,949	7.3	57	3.8	8,850	3.0
Kladanj	78	3.0	5	2.4	2	2.4	27	2.7	792	2.2
Lukavac	3,360	4.0	338	2.7	525	3.5	285	3.0	23,500	5.0
Sapna	39	3.0	-	-	11	2.8	5	1.5	840	6.0
Srebrenik	70	2.8	10	2.5	44	2.9	74	2.4	11,148	6.0
Teočak	250	2.5	13	2.5	90	3.0	81	2.7	3,060	6.0
Grad Tuzla	740	4.0	30	3.0	280	3.5	108	2.5	6,001	5.0
Živinice	390	3.0	70	2.8	56	2.8	58	2.9	12,160	8.0
<b>ZENIČKO-DOBOJSKI</b>	<b>6,269</b>	<b>3.7</b>	<b>167</b>	<b>3.3</b>	<b>1,655</b>	<b>3.7</b>	<b>612</b>	<b>3.4</b>	<b>27,296</b>	<b>6.2</b>
<b>KANTON</b>										
Breza	200	4.0	-	-	74	3.7	17	3.4	36	2.0
Doboj Jug	33	1.5	-	-	2	1.5	5	1.5	232	4.0
Kakanj	464	4.0	4	3.5	168	4.0	32	3.5	936	6.5
Maglaj	235	4.7	18	4.5	80	4.7	-	-	552	4.0
Olovo	11	3.5	-	-	2	2.0	2	2.0	20	4.0
Tešanj	1,080	4.0	-	-	158	3.5	123	3.5	11,095	7.0
Usora	2,484	3.6	76	3.8	720	4.0	312	4.0	10,800	6.0
Vareš	13	2.5	-	-	15	2.5	15	2.5	-	-
Visoko	770	3.2	24	3.0	150	3.0	9	3.0	800	4.0
Zavidovići	105	3.5	4	4.0	12	4.0	14	3.5	560	7.0
Grad Zenica	740	3.7	25	2.1	75	1.8	84	2.4	900	5.0
Žepče	135	4.5	16	4.0	200	5.0	-	-	1,365	7.0
<b>BOSANSKO- PODRINJSKI KANTON</b>	<b>129</b>	<b>3.6</b>	<b>2</b>	<b>2.0</b>	<b>21</b>	<b>2.3</b>	<b>4</b>	<b>2.0</b>	<b>23</b>	<b>0.7</b>
Foča	44	4.0	-	-	4	3.5	-	-	-	-
Goražde	79	3.6	2	2.0	12	2.3	-	-	21	0.7
Pale	6	2.0	-	-	6	2.0	4	2.0	2	2.0

**PRINOSI USJEVA, VOĆA I GROŽĐA PO KANTONIMA I OPĆINAMA U 2019. GODINI (nastavak)**  
**CROP, FRUIT AND GRAPES PRODUCTION BY CANTONS AND MUNICIPALITIES IN 2019. (continued)**

	Pšenica <i>Wheat</i>		Raž <i>Rye</i>		Ječam <i>Barley</i>		Zob <i>Oats</i>		Kukuruz-zrno <i>Maize - grain</i>	
	ukupan prinos, t <i>total pro- duction, t</i>	prinos t/ha <i>yield t/ha</i>	ukupan prinos, t <i>total pro- duction, t</i>	prinos t/ha <i>yield t/ha</i>	ukupan prinos, t <i>total pro- duction, t</i>	prinos t/ha <i>yield t/ha</i>	ukupan prinos, t <i>total pro- duction, t</i>	prinos t/ha <i>yield t/ha</i>	ukupan prinos, t <i>total pro- duction, t</i>	prinos t/ha <i>yield t/ha</i>
<b>SREDNJOBOSANSKI KANTON</b>	<b>4,660</b>	<b>3.4</b>	<b>1,161</b>	<b>3.4</b>	<b>2,922</b>	<b>3.4</b>	<b>1,297</b>	<b>2.9</b>	<b>1,774</b>	<b>2.0</b>
Bugojno	810	4.5	462	4.2	920	4.6	342	3.8	350	5.0
Busovača	653	4.5	62	2.8	105	3.0	167	2.7	451	1.1
Dobretići	-	-	-	-	1	1.5	1	1.5	-	-
Donji Vakuf	135	4.0	21	3.0	80	4.0	24	4.0	130	5.0
Fojnica	297	3.3	106	3.2	99	3.0	54	3.0	81	2.7
Gornji Vakuf-Uskoplje	897	3.9	102	3.4	666	3.6	105	3.5	21	3.5
Jajce	137	2.1	-	-	161	2.6	58	2.3	369	1.8
Kiseljak	238	3.4	240	3.2	149	3.3	102	3.4	189	2.7
Kreševo	40	2.5	24	3.0	49	3.5	30	3.0	30	3.0
Novi Travnik	325	2.5	100	2.5	405	2.7	345	2.3	50	2.5
Travnik	805	2.5	21	2.6	250	2.5	60	2.0	80	2.0
Vitez	324	3.8	24	4.0	38	2.5	9	3.0	23	1.5
<b>HERCEGOVAČKO- NERETVANSKI KANTON</b>	<b>601</b>	<b>3.7</b>	<b>29</b>	<b>1.9</b>	<b>560</b>	<b>3.3</b>	<b>40</b>	<b>1.9</b>	<b>540</b>	<b>8.5</b>
Čapljina	84	12.0	-	-	15	3.0	-	-	350	50.0
Čitluk	100	4.0	-	-	168	4.0	-	-	96	6.0
Grad Mostar	81	2.3	16	2.0	16	2.0	10	2.0	40	2.1
Jablanica	1	2.0	10	2.0	5	1.0	4	1.0	8	0.8
Konjic	2	2.0	2	2.0	150	3.0	8	1.5	4	0.8
Neum	-	-	-	-	10	5.0	4	4.0	40	10.0
Prozor	1	1.0	1	1.0	14	2.0	2	1.0	2	1.0
Ravno	80	4.0	-	-	80	4.0	-	-	-	-
Stolac	252	3.5	-	-	102	3.5	12	3.0	-	-
<b>ZAPADNO- HERCEGOVAČKI KANTON</b>	<b>2,064</b>	<b>3.1</b>	<b>20</b>	<b>2.9</b>	<b>1,532</b>	<b>2.7</b>	<b>4</b>	<b>2.0</b>	<b>1,851</b>	<b>3.2</b>
Grude	254	3.3	15	3.0	287	3.5	-	-	498	2.5
Ljubuški	532	2.8	-	-	432	2.7	-	-	483	4.2
Posušje	378	3.5	5	2.5	188	2.5	4	2.0	120	6.0
Grad Široki Brijeg	900	3.0	-	-	625	2.5	-	-	750	3.0
<b>KANTON SARAJEVO</b>	<b>406</b>	<b>3.1</b>	<b>167</b>	<b>3.2</b>	<b>471</b>	<b>2.9</b>	<b>248</b>	<b>2.7</b>	<b>859</b>	<b>3.9</b>
Centar Sarajevo	-	-	-	-	-	-	-	-	2	1.9
Hadžići	84	3.5	63	3.0	69	3.0	56	2.8	12	3.0
Iliđža	54	3.0	-	-	35	2.5	15	2.5	140	2.0
Ilijaš	228	3.5	100	4.0	342	3.0	170	3.0	650	5.0
Novi Grad Sarajevo	26	4.3	-	-	8	4.0	3	2.7	55	4.2
Novo Sarajevo	-	-	-	-	-	-	-	-	-	-
Stari Grad Sarajevo	-	-	-	-	-	-	-	-	-	-
Trnovo	10	2.0	2	2.2	16	2.0	2	2.0	-	-
Vogošća	5	0.4	2	0.4	1	0.2	2	0.3	-	-
<b>KANTON 10</b>	<b>14,381</b>	<b>3.8</b>	<b>3,452</b>	<b>3.9</b>	<b>10,371</b>	<b>2.5</b>	<b>1,415</b>	<b>2.3</b>	<b>18</b>	<b>1.5</b>
Bosansko Grahovo	1,923	3.1	20	2.0	40	1.6	28	1.4	-	-
Drvar	20	4.0	11	3.5	118	2.0	5	1.3	3	1.6
Glamoč	5,962	4.3	351	3.5	2,776	3.4	88	2.5	-	-
Kupres	448	3.4	523	3.3	1,300	2.5	462	2.9	-	-
Livno	1,628	2.2	216	2.2	3,852	1.8	53	1.5	15	1.5
Tomislavgrad	4,401	5.0	2,332	4.6	2,285	3.8	780	2.1	-	-

**PRINOSI USJEVA, VOĆA I GROŽĐA PO KANTONIMA I OPĆINAMA U 2019. GODINI (nastavak)**  
**CROP, FRUIT AND GRAPES PRODUCTION BY CANTONS AND MUNICIPALITIES IN 2019. (continued)**

	Krompir		Grah		Luk crni		Kupus		Paradajz	
	Potato		Bean		Onion		Cabbage		Tomato	
	ukupan prinos, t <i>total pro- duction, t</i>	prinos t/ha <i>yield t/ha</i>	ukupan prinos, t <i>total pro- duction, t</i>	prinos t/ha <i>yield t/ha</i>	ukupan prinos, t <i>total pro- duction, t</i>	t/ha <i>yield t/ha</i>	ukupan prinos, t <i>total pro- duction, t</i>	prinos t/ha <i>yield t/ha</i>	ukupan prinos, t <i>total pro- duction, t</i>	prinos t/ha <i>yield t/ha</i>
<b>UNSKO-SANSKI KANTON</b>	<b>19,338</b>	<b>6.8</b>	<b>1,423</b>	<b>0.8</b>	<b>1,684</b>	<b>4.8</b>	<b>2,429</b>	<b>11.5</b>	<b>2,448</b>	<b>12.0</b>
Grad Bihać	258	9.2	9	1.1	85	7.7	434	15.5	171	19.0
Bosanska Krupa	1,500	5.0	100	0.3	30	3.0	80	4.0	150	5.0
Bosanski Petrovac	2,150	10.0	50	2.0	128	8.0	-	-	22	11.0
Bužim	900	10.0	158	2.0	156	6.0	6	2.0	180	10.0
Cazin	2,700	3.0	180	0.3	490	3.5	15	3.0	40	4.0
Ključ	640	8.0	70	2.0	36	6.0	36	6.0	70	7.0
Sanski Most	10,500	10.5	557	1.3	690	5.7	1,818	12.8	1,515	12.9
Velika Kladuša	690	3.0	300	1.5	70	3.5	40	5.0	300	30.0
<b>KANTON POSAVSKI</b>	<b>2,440</b>	<b>10.4</b>	<b>200</b>	<b>2.2</b>	<b>359</b>	<b>10.4</b>	<b>2,116</b>	<b>16.5</b>	<b>1,390</b>	<b>13.5</b>
Domaljevac-Šamac	25	1.0	15	1.0	5	1.0	20	2.0	100	5.0
Odžak	1,260	12.0	81	2.5	42	12.0	1,620	18.0	720	16.0
Orašje	1,155	11.0	104	2.4	312	12.0	476	17.0	570	15.0
<b>TUZLANSKI KANTON</b>	<b>75,752</b>	<b>10.7</b>	<b>1,364</b>	<b>2.0</b>	<b>4,878</b>	<b>7.4</b>	<b>5,632</b>	<b>5.6</b>	<b>3,404</b>	<b>5.6</b>
Banovići	1,500	5.0	60	1.0	7	1.0	20	4.0	29	2.2
Čelić	850	10.0	70	1.2	240	6.0	120	8.0	180	9.0
Doboj Istok	2,775	15.0	13	1.8	100	10.0	80	20.0	20	10.0
Gračanica	8,900	10.0	28	2.4	680	8.0	588	14.0	588	12.0
Gradačac	12,000	16.0	643	4.0	875	5.0	4,200	6.0	270	3.0
Kalesija	8,000	8.0	280	3.5	120	2.0	75	3.0	98	1.4
Kladanj	2,000	5.0	16	2.0	48	3.0	6	6.0	6	3.0
Lukavac	14,723	16.0	47	0.6	200	4.0	196	1.5	883	7.1
Sapna	300	6.0	4	1.0	4	1.0	3	3.0	28	7.0
Srebrenik	7,500	20.0	98	2.3	448	7.0	134	3.2	256	4.0
Teočak	1,800	30.0	10	2.0	225	15.0	50	25.0	15	3.0
Grad Tuzla	6,601	12.0	30	1.2	1,651	30.0	150	9.9	564	16.1
Živinice	8,803	5.9	65	0.5	280	3.5	10	0.5	468	3.6
<b>ZENIČKO-DOBOJSKI KANTON</b>	<b>15,857</b>	<b>7.3</b>	<b>1,045</b>	<b>2.0</b>	<b>10,961</b>	<b>13.6</b>	<b>2,377</b>	<b>14.3</b>	<b>1,605</b>	<b>7.7</b>
Breza	1,170	9.0	3	0.4	85	5.0	32	4.5	60	5.0
Doboj Jug	105	3.0	-	-	6	2.0	-	-	12	2.0
Kakanj	981	5.0	68	1.2	152	3.8	45	5.0	69	3.0
Maglaj	567	3.5	8	0.3	84	3.5	50	4.5	47	4.3
Olovo	600	20.0	76	7.6	100	10.0	20	10.0	40	20.0
Tešanj	1,344	4.8	60	1.5	152	3.8	528	11.0	105	4.2
Usora	300	6.0	5	0.9	7	2.0	17	3.0	18	3.0
Vareš	420	7.0	6	1.0	9	3.0	8	2.0	12	40.0
Visoko	3,000	6.0	178	0.8	231	5.5	560	14.0	312	8.0
Zavidovići	1,700	20.0	200	3.8	375	15.0	210	30.0	500	20.0
Grad Zenica	5,145	9.0	350	5.0	9,754	13.0	904	30.0	406	8.1
Žepče	525	7.5	90	9.0	6	2.5	5	6.0	24	2.5
<b>BOSANSKO- PODRINJSKI KANTON</b>	<b>5,868</b>	<b>15.2</b>	<b>99</b>	<b>2.5</b>	<b>186</b>	<b>7.4</b>	<b>442</b>	<b>11.0</b>	<b>188</b>	<b>5.2</b>
Foča	612	12.0	7	1.0	30	6.0	16	14.8	23	5.7
Goražde	4,992	16.0	26	1.2	84	7.0	384	12.0	135	5.0
Pale	264	12.0	65	6.5	72	9.0	42	6.0	30	6.0

**PRINOSI USJEVA, VOĆA I GROŽĐA PO KANTONIMA I OPĆINAMA U 2019. GODINI (nastavak)**  
**CROP, FRUIT AND GRAPES PRODUCTION BY CANTONS AND MUNICIPALITIES IN 2019. (continued)**

	Krompir/kumpir <i>Potato</i>		Grah <i>Bean</i>		Luk crni <i>Onion</i>		Kupus <i>Cabbage</i>		Paradajz/rajčica <i>Tomato</i>	
	ukupan prinos, t <i>total pro- duction, t</i>	prinos t/ha <i>yield t/ha</i>	ukupan prinos, t <i>total pro- duction, t</i>	prinos t/ha <i>yield t/ha</i>	ukupan prinos, t <i>total pro- duction, t</i>	prinos t/ha <i>yield t/ha</i>	ukupan prinos, t <i>total pro- duction, t</i>	prinos t/ha <i>yield t/ha</i>	ukupan prinos, t <i>total pro- duction, t</i>	prinos t/ha <i>yield t/ha</i>
<b>SREDNJOBOSANSKI KANTON</b>	<b>21,243</b>	<b>7.4</b>	<b>1,007</b>	<b>1.7</b>	<b>2,313</b>	<b>7.2</b>	<b>8,161</b>	<b>16.3</b>	<b>461</b>	<b>6.1</b>
Bugojno	3,840	16.0	88	1.8	540	12.0	3,080	28.0	140	14.0
Busovača	1,102	3.8	136	1.0	43	2.7	120	7.5	45	3.0
Dobretići	105	10.0	1	5.5	2	6.0	-	-	-	-
Donji Vakuf	75	1.5	47	2.2	252	6.0	660	30.0	84	55.8
Fojnica	4,182	8.2	163	2.5	202	3.6	64	16.0	33	6.6
Gornji Vakuf	4,590	6.0	14	1.1	308	14.0	3,000	20.0	20	10.0
Jajce	4,300	10.0	402	2.0	245	7.0	371	7.0	35	3.2
Kiseljak	945	9.0	37	3.7	600	10.0	600	12.0	64	8.0
Kreševo	550	5.0	28	1.0	48	4.0	99	3.0	6	1.0
Novi Travnik	800	5.0	21	1.2	21	3.0	36	6.0	20	4.0
Travnik	730	3.8	69	1.2	32	1.6	121	2.2	5	0.5
Vitez	24	3.0	2	1.1	20	4.0	10	10.0	8	4.0
<b>HERCEGOVAČKO- NERETVANSKI KANTON</b>	<b>27,844</b>	<b>13.4</b>	<b>541</b>	<b>2.7</b>	<b>4,880</b>	<b>13.5</b>	<b>9,110</b>	<b>34.2</b>	<b>10,196</b>	<b>25.2</b>
Čapljina	9,000	30.0	140	20.0	200	40.0	6,000	50.0	6,300	45.0
Čitluk	5,250	15.0	79	2.9	750	25.0	150	15.0	450	15.0
Grad Mostar	7,509	9.5	256	2.2	636	5.5	1,103	22.0	290	3.6
Jablanica	1,024	8.0	21	1.5	360	12.0	200	8.0	189	9.0
Konjic	2,456	11.0	17	1.5	2,718	18.0	286	26.0	1,920	24.0
Neum	137	21.0	2	2.0	104	52.0	11	27.0	11	11.0
Prozor	240	2.0	9	1.0	51	3.0	160	8.0	36	2.0
Ravno	180	12.0	10	2.0	25	5.0	-	-	100	20.0
Stolac	2,048	16.0	8	2.5	36	6.0	1,200	40.0	900	30.0
<b>ZAPADNO- HERCEGOVAČKI KANTON</b>	<b>8,490</b>	<b>7.6</b>	<b>110</b>	<b>2.0</b>	<b>1,140</b>	<b>6.8</b>	<b>1,983</b>	<b>14.3</b>	<b>1,583</b>	<b>10.5</b>
Grude	988	2.5	38	2.1	73	3.3	128	4.4	56	4.0
Ljubuški	6,160	22.0	34	1.8	972	9.0	1,375	25.0	1,470	14.0
Posušje	352	3.2	18	2.0	56	7.0	450	10.0	12	6.0
Grad Široki Brijeg	990	3.0	20	2.0	39	1.3	30	3.0	45	1.5
<b>KANTON SARAJEVO</b>	<b>8,967</b>	<b>8.5</b>	<b>609</b>	<b>2.8</b>	<b>1,627</b>	<b>7.1</b>	<b>1,774</b>	<b>10.8</b>	<b>713</b>	<b>7.3</b>
Centar Sarajevo	109	7.0	-	-	45	5.0	16	8.0	4	4.0
Hadžići	3,100	10.0	204	5.6	108	9.0	80	8.0	18	3.0
Ilidža	3,120	13.0	144	2.0	837	9.0	1,170	15.0	336	8.0
Ilijaš	1,109	5.0	120	1.0	48	2.0	126	4.9	51	3.0
Novi Grad Sarajevo	662	12.0	66	8.2	377	8.2	337	10.2	262	15.4
Novo Sarajevo	50	5.0	18	2.6	12	4.0	4	4.0	25	5.0
Stari Grad Sarajevo	340	10.0	24	3.0	128	8.0	40	4.0	16	4.0
Trnovo	441	9.0	32	2.0	70	5.0	-	-	-	-
Vogošća	36	0.3	1	0.1	2	0.2	1	0.2	2	0.3
<b>KANTON 10</b>	<b>14,094</b>	<b>17.8</b>	<b>83</b>	<b>2.7</b>	<b>210</b>	<b>5.7</b>	<b>1,882</b>	<b>20</b>	<b>25</b>	<b>5.0</b>
Bosansko Grahovo	440	8.0	5	4.8	5	3.0	12	12.0	-	-
Drvar	78	13.0	7	1.2	11	4.5	18	9.0	2	2.0
Glamoč	5,796	22.6	5	1.0	28	2.0	18	6.0	-	-
Kupres	60	10.0	2	1.0	12	6.0	40	10.0	-	-
Livno	3,120	13.0	20	1.5	49	4.1	544	16.0	7	2.3
Tomislavgrad	4,600	20.0	44	11.0	105	21.0	1,250	25.0	16	16.0

**PRINOSI USJEVA, VOĆA I GROŽĐA PO KANTONIMA I OPĆINAMA U 2019. GODINI (nastavak)**  
**CROP, FRUIT AND GRAPES PRODUCTION BY CANTONS AND MUNICIPALITIES IN 2019. (continued)**

	Djetelina <i>Clover</i>		Lucerka/lucerna <i>Lucerne</i>		Kukuruz, zeleni <i>Maize, green</i>		Stočna repa <i>Forage beet</i>		Trav. djet. smjese <i>Grass.clov.mixtures</i>	
	ukupan prinos, t <i>total pro- duction, t</i>	prinos t/ha <i>yield t/ha</i>	ukupan prinos, t <i>total pro- duction, t</i>	prinos t/ha <i>yield t/ha</i>	ukupan prinos, t <i>total pro- duction, t</i>	prinos t/ha <i>yield t/ha</i>	ukupan prinos, t <i>total pro- duction, t</i>	prinos t/ha <i>yield t/ha</i>	ukupan prinos, t <i>total pro- duction, t</i>	prinos t/ha <i>yield t/ha</i>
<b>UNSKO-SANSKI KANTON</b>	<b>7,683</b>	<b>3.9</b>	<b>7,861</b>	<b>4.2</b>	<b>160,001</b>	<b>24.9</b>	<b>6</b>	<b>6.0</b>	<b>9,919</b>	<b>4.4</b>
Grad Bihac	363	11.0	368	16.0	11,774	29.0	-	-	150	10.0
Bosanska Krupa	1,900	2.3	1,600	2.0	60,300	44.7	-	-	2,400	3.0
Bosanski Petrovac	-	-	-	-	330	3.3	-	-	-	-
Bužim	3,575	5.5	3,700	6.2	13,995	30.1	-	-	5,435	6.7
Cazin	125	2.5	100	2.5	19,200	12.0	-	-	1,050	3.5
Ključ	350	5.0	780	6.0	7,500	15.0	6	6.0	400	4.0
Sanski Most	620	3.1	563	3.6	28,352	18.3	-	-	424	2.1
Velika Kladuša	750	5.0	750	5.0	18,550	40.3	-	-	60	4.0
<b>KANTON POSAVSKI</b>	<b>2,334</b>	<b>8.6</b>	<b>2,585</b>	<b>7.3</b>	<b>22,830</b>	<b>33.8</b>	<b>265</b>	<b>17.9</b>	<b>2,426</b>	<b>10.8</b>
Domaljevac-Šamac	20	1.0	10	1.0	50	10.0	-	-	-	-
Odžak	2,200	11.0	2,215	10.9	22,780	34.0	55	11.0	2,420	11.0
Orašje	114	2.2	360	2.5	-	-	210	30.0	6	1.5
<b>TUZLANSKI KANTON</b>	<b>8,012</b>	<b>3.5</b>	<b>7,219</b>	<b>3.5</b>	<b>129,807</b>	<b>9.8</b>	<b>380</b>	<b>17.3</b>	<b>9,454</b>	<b>2.9</b>
Banovići	30	5.0	25	5.0	240	6.0	-	-	30	6.0
Čelić	875	3.5	780	3.0	4,210	11.9	-	-	425	2.5
Doboj Istok	1,000	4.0	560	4.0	3,635	30.5	-	-	1,050	3.5
Gračanica	2,198	3.7	2,067	3.9	16,000	20.0	120	12.0	1,527	3.0
Gradačac	105	3.5	70	3.5	30,710	6.4	30	10.0	948	2.2
Kalesija	390	3.0	1,120	2.9	20,040	7.3	-	-	2,310	2.6
Kladanj	57	2.7	-	-	140	35.0	-	-	5	2.7
Lukavac	175	3.5	164	2.9	8,814	5.5	-	-	200	4.0
Sapna	327	1.5	308	1.5	1,360	17.0	-	-	220	1.0
Srebrenik	513	2.7	738	3.0	2,794	22.0	70	14.0	351	1.8
Teočak	742	7.0	672	6.0	3,000	20.0	-	-	156	3.0
Grad Tuzla	625	5.0	455	7.0	22,525	30.0	160	40.0	1,160	4.0
Živinice	975	7.5	260	6.5	16,339	9.9	-	-	1,072	7.4
<b>ZENIČKO-DOBOJSKI KANTON</b>	<b>10,938</b>	<b>3.5</b>	<b>8,860</b>	<b>3.6</b>	<b>12,470</b>	<b>15.6</b>	<b>1,775</b>	<b>9.6</b>	<b>16,280</b>	<b>3.0</b>
Breza	1,328	4.0	1,755	4.5	308	2.8	200	4.0	880	4.0
Doboj Jug	188	2.0	210	2.0	225	5.0	-	-	180	2.0
Kakanj	592	2.0	783	2.5	1,170	18.0	55	5.5	500	2.0
Maglaj	141	1.5	99	1.5	671	11.0	18	4.5	249	1.5
Olovo	4	4.0	4	4.0	-	-	20	20.0	-	-
Tešanj	4,550	3.5	3,850	3.5	840	12.0	660	11.0	1,800	3.0
Usora	125	2.5	81	2.3	490	7.0	-	-	60	3.0
Vareš	28	3.5	11	3.5	-	-	5	5.0	165	3.0
Visoko	1,932	6.0	1,080	6.0	7,914	26.0	252	12.0	7,650	4.5
Zavidovići	1,140	3.0	120	3.0	120	15.0	240	20.0	3,760	2.0
Grad Zenica	70	3.5	72	3.4	373	12.0	325	13.0	122	2.6
Žepče	840	3.5	796	3.2	359	10.0	-	-	914	2.9
<b>BOSANSKO- PODRINJSKI KANTON</b>	<b>394</b>	<b>4.2</b>	<b>3,600</b>	<b>4.1</b>	<b>369</b>	<b>17.6</b>	<b>160</b>	<b>12.3</b>	<b>285</b>	<b>4.4</b>
Foča	105	3.5	140	4.0	9	3.0	30	6.0	123	3.5
Goražde	189	3.5	3,360	4.0	360	20.0	120	20.0	62	3.1
Pale	100	10.0	100	10.0	-	-	10	5.0	100	10.0

**PRINOSI USJEVA, VOĆA I GROŽĐA PO KANTONIMA I OPĆINAMA U 2019. GODINI (nastavak)**  
**CROP, FRUIT AND GRAPES PRODUCTION BY CANTONS AND MUNICIPALITIES IN 2019. (continued)**

	Djetelina <i>Clover</i>		Lucerka/lucerna <i>Lucerne</i>		Kukuruz, zeleni <i>Maize, green</i>		Stočna repa <i>Forage beet</i>		Trav.djet. smjese <i>Grass.clov.mixtures</i>	
	ukupan prinos, t <i>total pro- duction, t</i>	prinos t/ha <i>yield t/ha</i>	ukupan prinos, t <i>total pro- duction, t</i>	prinos t/ha <i>yield t/ha</i>	ukupan prinos, t <i>total pro- duction, t</i>	prinos t/ha <i>yield t/ha</i>	ukupan prinos, t <i>total pro- duction, t</i>	prinos t/ha <i>yield t/ha</i>	ukupan prinos, t <i>total pro- duction, t</i>	prinos t/ha <i>yield t/ha</i>
<b>SREDNJOBOSANSKI KANTON</b>	<b>7,450</b>	<b>4.2</b>	<b>6,912</b>	<b>4.5</b>	<b>19,768</b>	<b>22.4</b>	<b>2,321</b>	<b>12.9</b>	<b>4,687</b>	<b>3.1</b>
Bugojno	2,112	4.8	2,950	5.0	6,480	36.0	600	20.0	720	4.0
Busovača	180	2.0	24	2.4	800	16.0	128	8.5	115	2.3
Dobretići	-	-	-	-	-	-	18	9.0	-	-
Donji Vakuf	272	17.0	216	18.0	80	20.0	90	30.0	-	-
Fojnica	264	3.1	140	3.1	280	14.0	120	8.0	174	3.0
Gornji Vakuf	3,173	4.5	2,240	4.0	1,360	17.0	30	6.0	3,008	3.2
Jajce	95	2.1	59	2.1	900	20.0	300	20.0	24	2.0
Kiseljak	180	3.0	180	2.9	4,140	46.0	660	12.0	280	2.8
Kreševo	240	2.0	100	2.0	200	10.0	300	10.0	4	2.0
Novi Travnik	225	4.5	150	3.0	210	3.0	20	4.0	120	2.0
Travnik	320	4.0	534	7.7	4,660	19.7	55	11.0	234	2.6
Vitez	390	6.0	320	5.0	658	7.7	-	-	8	4.0
<b>HERCEGOVAČKO- NERETVANSKI KANTON</b>	<b>578</b>	<b>3.2</b>	<b>893</b>	<b>5.4</b>	<b>6,289</b>	<b>23.1</b>	<b>729</b>	<b>27.0</b>	<b>86</b>	<b>3.2</b>
Čapljina	-	-	266	7.0	5,572	28.0	-	-	-	-
Čitluk	60	3.0	105	3.5	150	15.0	-	-	30	3.0
Grad Mostar	242	2.2	144	3.2	133	3.1	9	3.0	6	2.1
Jablanica	40	4.0	100	10.0	-	-	300	30.0	18	3.5
Konjic	88	4.0	80	4.0	324	18.0	320	40.0	32	3.0
Neum	108	12.0	168	14.0	110	55.0	90	90.0	-	-
Prozor	-	-	-	-	-	-	10	2.0	-	-
Ravno	40	4.0	30	3.0	-	-	-	-	-	-
Stolac	-	-	-	-	-	-	-	-	-	-
<b>ZAPADNO- HERCEGOVAČKI KANTON</b>	<b>1,241</b>	<b>3.0</b>	<b>1,843</b>	<b>2.5</b>	<b>890</b>	<b>9.7</b>	<b>164</b>	<b>5.0</b>	<b>190</b>	<b>2.8</b>
Grude	378	2.2	240	2.0	176	4.0	68	3.1	93	3.0
Ljubuški	313	2.5	1,265	2.3	264	8.0	90	9.0	55	2.5
Posušje	550	5.0	338	4.5	450	30.0	6	6.0	42	2.8
Grad Široki Brijeg	-	-	-	-	-	-	-	-	-	-
<b>KANTON SARAJEVO</b>	<b>808</b>	<b>3.9</b>	<b>962</b>	<b>4.3</b>	<b>9,139</b>	<b>28.5</b>	<b>1,760</b>	<b>12.6</b>	<b>2,636</b>	<b>4.0</b>
Centar Sarajevo	6	3.0	6	3.0	-	-	-	-	1	1.8
Hadžići	18	4.5	16	4.0	112	14.0	105	15.0	18	4.5
Iliđža	330	3.0	602	4.0	8,527	29.6	1,500	15.0	913	4.2
Ilijaš	190	5.0	200	5.0	500	20.4	115	5.0	120	4.0
Novi Grad Sarajevo	84	3.8	90	4.1	-	-	-	-	182	3.5
Novo Sarajevo	-	-	-	-	-	-	-	-	2	1.0
Stari Grad Sarajevo	-	-	-	-	-	-	-	-	-	-
Trnovo	130	5.0	48	6.0	-	-	40	4.0	1,400	4.0
Vogošća	50	10.0	-	-	-	-	-	-	-	-
<b>KANTON 10</b>	<b>1,098</b>	<b>3.5</b>	<b>3,940</b>	<b>6.5</b>	<b>42,191</b>	<b>21.9</b>	<b>262</b>	<b>9.0</b>	<b>10,934</b>	<b>3.9</b>
Bosansko Grahovo	8	3.0	8	3.0	-	-	-	-	-	-
Drvar	24	4.0	4	3.8	-	-	-	-	4	3.5
Glamoč	130	2.0	-	-	5,437	15.4	102	6.0	870	12.3
Kupres	-	-	-	-	3,200	21.1	-	-	240	6.0
Livno	136	3.4	455	3.5	3,080	28.0	140	20.0	7,920	3.6
Tomislavgrad	800	4.0	3,474	7.4	30,473	23.2	20	4.0	1,900	4.0

**PRINOSI USJEVA, VOĆA I GROŽĐA PO KANTONIMA I OPĆINAMA U 2019. GODINI (nastavak)**  
**CROP, FRUIT AND GRAPES PRODUCTION BY CANTONS AND MUNICIPALITIES IN 2019. (continued)**

	Jabuke <i>Apple</i>		Kruške <i>Pear</i>		Šljive <i>Plum</i>		Breskve <i>Peach</i>		Orasi <i>Walnut</i>	
	ukupan prinos,t <i>total pro- duction, t</i>	prinos kg/stablu <i>yield kg/tree</i>	ukupan prinos,t <i>total pro- duction, t</i>	prinos kg/stablu <i>yield kg/tree</i>	ukupan prinos,t <i>total pro- duction, t</i>	prinos kg/stablu <i>yield kg/tree</i>	ukupan prinos,t <i>total pro- duction, t</i>	prinos kg/stablu <i>yield kg/tree</i>	ukupan prinos,t <i>total pro- duction, t</i>	prinos kg/stablu <i>yield kg/tree</i>
<b>UNSKO-SANSKI KANTON</b>	<b>668</b>	<b>4.6</b>	<b>199</b>	<b>3.4</b>	<b>2,387</b>	<b>3.2</b>	<b>5</b>	<b>1.3</b>	<b>155</b>	<b>2.0</b>
Grad Bihać	116	13.0	75	10.0	1,068	11.0	-	-	7	9.0
Bosanska Krupa	-	-	8	2.0	-	-	-	-	-	-
Bosanski Petrovac	5	5.0	8	5.0	18	0.5	-	-	11	10.0
Bužim	23	6.5	12	6.0	40	5.0	-	-	17	4.0
Cazin	112	2.0	51	2.0	-	-	-	-	-	-
Ključ	36	2.0	6	1.0	-	-	-	-	15	3.0
Sanski Most	377	16.1	39	11.2	1,262	10.1	5	4.5	44	7.1
Velika Kladuša	-	-	-	-	-	-	-	-	63	5.0
<b>KANTON POSAVSKI</b>	<b>269</b>	<b>10.2</b>	<b>150</b>	<b>12.9</b>	<b>1,182</b>	<b>8.4</b>	<b>27</b>	<b>8.6</b>	<b>40</b>	<b>7.9</b>
Domaljevac-Šamac	65	10.0	10	5.0	300	10.0	4	5.0	5	2.0
Odžak	143	15.0	119	17.0	564	12.0	19	15.0	22	20.0
Orašje	62	6.0	21	8.0	318	5.0	5	4.0	13	9.0
<b>TUZLANSKI KANTON</b>	<b>14,088</b>	<b>9.5</b>	<b>4,586</b>	<b>7.3</b>	<b>19,116</b>	<b>7.0</b>	<b>306</b>	<b>6.1</b>	<b>538</b>	<b>7.3</b>
Banovići	43	5.0	14	3.0	102	2.0	-	-	-	-
Čelić	111	6.0	74	4.0	3,200	8.0	53	7.0	40	10.0
Doboj Istok	48	5.0	39	6.0	280	10.0	2	5.0	28	10.0
Gračanica	336	7.0	132	4.0	328	4.0	17	5.0	41	4.0
Gradačac	9,040	8.0	2,520	6.0	8,850	6.1	99	4.0	160	9.0
Kalesija	126	6.0	103	10.0	910	10.0	41	8.0	61	12.0
Kladanj	216	30.0	58	20.0	270	20.0	-	-	-	-
Lukavac	1,500	50.0	328	40.0	900	30.0	47	21.0	61	11.0
Sapna	84	4.0	90	5.0	80	2.0	1	3.0	24	8.0
Srebrenik	79	2.7	66	7.0	204	2.0	2	1.5	12	4.0
Teočak	480	15.0	156	12.0	850	10.0	5	25.0	12	1.0
Grad Tuzla	1,155	15.0	437	15.0	2,928	10.0	36	10.0	92	10.0
Živinice	870	15.0	570	10.0	214	5.0	5	3.0	8	5.0
<b>ZENIČKO-DOBOJSKI KANTON</b>	<b>2,856</b>	<b>6.1</b>	<b>937</b>	<b>5.2</b>	<b>1,960</b>	<b>3.4</b>	<b>19</b>	<b>3.6</b>	<b>325</b>	<b>7.5</b>
Breza	158	4.0	98	4.0	125	3.0	-	-	14	3.0
Doboj Jug	13	2.0	2	2.0	23	2.0	-	-	-	-
Kakanj	284	6.0	144	5.0	61	1.0	2	1.0	13	5.0
Maglaj	248	4.7	40	2.5	57	4.0	-	-	10	3.8
Olovo	120	4.0	30	2.0	-	-	-	-	10	5.0
Tešanj	329	7.0	138	6.0	100	1.0	-	-	11	4.0
Usora	12	2.0	3	1.0	-	-	0	0.5	9	3.0
Vareš	62	20.0	45	15.0	-	-	-	-	16	20.0
Visoko	316	3.8	85	2.6	360	4.0	-	-	21	3.9
Zavidovići	45	3.0	18	3.0	20	1.0	2	7.0	5	2.0
Grad Zenica	969	14.7	311	13.7	997	10.0	13	10.5	212	15.0
Žepče	301	4.0	23	4.0	217	3.0	1	2.0	4	1.5
<b>BOSANSKO- PODRINJSKI KABA</b>	<b>1,451</b>	<b>11.2</b>	<b>291</b>	<b>5.2</b>	<b>431</b>	<b>1.9</b>	<b>-</b>	<b>-</b>	<b>83</b>	<b>1.7</b>
Foča	444	6.0	160	4.0	80	0.5	-	-	40.0	1.0
Goražde	955	22.4	123	10.0	343	5.0	-	-	41	5.0
Pale	52	4.0	8	2.0	8	2.0	-	-	2.0	2.0

**PRINOSI USJEVA, VOĆA I GROŽĐA PO KANTONIMA I OPĆINAMA U 2019. GODINI (nastavak)**  
**CROP, FRUIT AND GRAPES PRODUCTION BY CANTONS AND MUNICIPALITIES IN 2019. (continued)**

	Jabuke <i>Apple</i>		Kruške <i>Pear</i>		Šjive <i>Plum</i>		Breskve <i>Peach</i>		Orasi <i>Walnut</i>	
	ukupan prinos,t <i>total pro- duction, t</i>	prinos kg/stablu <i>yield kg/tree</i>	ukupan prinos,t <i>total pro- duction, t</i>	prinos kg/stablu <i>yield kg/tree</i>	ukupan prinos,t <i>total pro- duction, t</i>	prinos kg/stablu <i>yield kg/tree</i>	ukupan prinos,t <i>total pro- duction, t</i>	prinos kg/stablu <i>yield kg/tree</i>	ukupan prinos,t <i>total pro- duction, t</i>	prinos kg/stablu <i>yield kg/tree</i>
<b>SREDNJOBOSANSKI KANTON</b>	<b>757</b>	<b>3.1</b>	<b>286</b>	<b>2.5</b>	<b>620</b>	<b>1.4</b>	<b>0</b>	<b>1.0</b>	<b>88</b>	<b>2.5</b>
Bugojno	-	-	-	-	-	-	-	-	-	-
Busovača	-	-	-	-	-	-	-	-	-	-
Dobretići	1	10.0	1	10.0	3	10.0	-	-	1	15.0
Donji Vakuf	42	2.0	15	2.0	12	1.0	-	-	-	-
Fojnica	224	7.0	53	6.0	13	5.0	-	-	20	4.0
Gornji Vakuf	-	-	-	-	-	-	-	-	-	-
Jajce	137	6.0	81	5.0	195	4.0	-	-	27	7.0
Kiseljak	-	-	-	-	-	-	-	-	-	-
Kreševo	45	10.0	42	10.0	-	-	0	1.0	-	-
Novi Travnik	99	17.0	22	13.0	115	10.0	-	-	1	2.0
Travnik	200	8.0	66	3.0	270	3.0	0	2.0	18	4.0
Vitez	10	1.5	6	1.0	13	0.5	-	-	21	10
<b>HERCEGOVAČKO- NERETVANSKI KANTON</b>	<b>9,306</b>	<b>12.5</b>	<b>159</b>	<b>1.7</b>	<b>1,298</b>	<b>2.5</b>	<b>8,678</b>	<b>19.8</b>	<b>118</b>	<b>3.5</b>
Čapljina	3,002	10.9	25	4.3	390	65.0	6,706	21.1	25	50.0
Čitluk	13	10.0	8	9.5	19	12.5	16	10.0	14	8.3
Grad Mostar	297	12.5	23	4.3	45	5.8	827	19.0	29	6.5
Jablanica	6	2.0	2	1.0	-	-	-	-	4	2.0
Konjic	-	-	74	1.0	204	1.0	-	-	44	2.0
Neum	18	70.0	8	50.0	4	42.0	2	24.0	2	30.0
Prozor	25	3.0	19	3.0	261	1.0	1	2.0	-	-
Ravno	5,733	17.1	-	-	-	-	-	-	-	-
Stolac	213	25.0	-	-	375	25.0	1,125	15.0	-	-
<b>ZAPADNO- HERCEGOVAČKI KANTON</b>	<b>344</b>	<b>9.4</b>	<b>41</b>	<b>4.4</b>	<b>224</b>	<b>6.8</b>	<b>208</b>	<b>12.6</b>	<b>188</b>	<b>8.8</b>
Grude	21	2.5	8	2.0	14	2.0	6	2.5	10	2.0
Ljubuški	91	23.0	14	12.0	46	15.0	124	18.0	38	17.0
Posušje	32	8.0	5	5.0	102	10.0	-	-	10	8.0
Široki Brijeg	200	10.0	14	4.5	63	5.0	77	11.0	130	10.0
<b>KANTON SARAJEVO</b>	<b>2,165</b>	<b>8.6</b>	<b>1,376</b>	<b>6.9</b>	<b>1,202</b>	<b>3.7</b>	<b>9</b>	<b>2.5</b>	<b>117</b>	<b>4.5</b>
Centar Sarajevo	193	16.0	189	17.0	70	7.0	0	2.0	8	10.0
Hadžići	-	-	-	-	-	-	-	-	-	-
Ilidža	336	3.0	400	4.0	620	4.0	3	1.0	24	2.0
Ilijaš	660	20.0	161	10.0	168	2.0	-	-	7	5.0
Novi Grad Sarajevo	337	20.2	249	19.3	140	9.4	5	14.3	4	5.1
Novo Sarajevo	39	10.0	20	7.0	6	5.0	-	-	6	6.0
Stari Grad Sarajevo	575	15.0	310	10.0	154	5.0	0	3.0	22	6.0
Trnovo	19	9.0	14	7.0	10	4.0	-	-	0	4.0
Vogošća	6	5.0	34	10.0	34	5.0	-	-	45	10.0
<b>KANTON 10</b>	<b>99</b>	<b>3.6</b>	<b>34</b>	<b>3.4</b>	<b>109</b>	<b>1.3</b>	<b>-</b>	<b>-</b>	<b>78</b>	<b>3.2</b>
Bosansko Grahovo	-	-	-	-	-	-	-	-	-	-
Drvar	-	-	-	-	-	-	-	-	-	-
Glamoč	5	5.0	1	3.0	5	2.0	-	-	-	-
Kupres	-	-	-	-	-	-	-	-	-	-
Livno	16	2.2	3	1.5	25	1.0	-	-	12	1.5
Tomislavgrad	78	6.0	31	6.0	79	6.0	-	-	66	6.0



**PRINOSI USJEVA, VOĆA I GROŽĐA PO KANTONIMA I OPĆINAMA U 2019. GODINI (nastavak)**  
**CROP, FRUIT AND GRAPES PRODUCTION BY CANTONS AND MUNICIPALITIES IN 2019. (continued)**

	Trešnje <i>Cherry</i>		Višnje <i>Sour cherry</i>		Kajsije/marelice <i>Apricot</i>		Grožđe <i>Grapes</i>	
	ukupan prinos, t <i>total pro- duction, t</i>	prinos kg/stablu <i>yield kg/tree</i>	ukupan prinos, t <i>total pro- duction, t</i>	prinos kg/stablu <i>yield kg/tree</i>	ukupan prinos, t <i>total pro- duction, t</i>	prinos kg/stablu <i>yield kg/tree</i>	ukupan prinos, t <i>total pro- duction, t</i>	prinos kg/čokotu <i>yield kg/vine</i>
<b>UNSKO-SANSKI KANTON</b>	<b>220</b>	<b>6.7</b>	<b>63</b>	<b>7.8</b>	<b>7</b>	<b>4.1</b>	<b>50</b>	<b>2.3</b>
Grad Bihać	2	5.0	2	5.0	-	-	-	-
Bosanska Krupa	2	2.0	2	2.0	1	5.0	5	0.5
Bosanski Petrovac	-	-	-	-	-	-	-	-
Bužim	13	5.0	3	4.0	-	-	-	-
Cazin	95	8.0	3	8.0	6	4.0	20	4.0
Ključ	9	2.0	1	4.0	-	-	-	-
Sanski Most	98	15.4	52	10.5	-	-	25	3.5
Velika Kladuša	-	-	-	-	-	-	-	-
<b>KANTON POSAVSKI</b>	<b>27</b>	<b>9.5</b>	<b>76</b>	<b>14.2</b>	<b>28</b>	<b>14.6</b>	<b>50</b>	<b>8.2</b>
Domaljevac-Šamac	8	5.0	3	5.0	7	10.0	-	-
Odžak	15	17.0	68	17.0	19	20.0	33	7.9
Orašje	4	12.0	6	7.0	2	8.0	17	9.0
<b>TUZLANSKI KANTON</b>	<b>2,733</b>	<b>13.0</b>	<b>1,026</b>	<b>9.9</b>	<b>389</b>	<b>9.9</b>	<b>87</b>	<b>2.6</b>
Banovići	52	11.5	37	10.0	-	-	-	-
Čelić	104	16.0	75	8.0	14	10.0	-	-
Doboj Istok	98	15.0	18	10.0	7	10.0	-	-
Gračanica	24	12.0	5	8.5	1	3.0	-	-
Gradačac	750	10.0	58	7.0	250	10.0	35	4.0
Kalesija	23	3.0	21	4.0	3	2.0	-	-
Kladanj	11	20.0	-	-	-	-	-	-
Lukavac	60	20.0	46	17.0	24	12.0	-	-
Sapna	7	2.0	3	3.0	2	5.0	-	-
Srebrenik	25	4.0	14	4.0	3	2.0	2	1.0
Teočak	55	10.0	18	6.0	30	20.0	-	-
Grad Tuzla	385	30.0	179	20.0	50	15.0	5	1.2
Živinice	1,140	15.0	552	10.0	7	4.0	45	2.4
<b>ZENIČKO-DOBOJSKI KANTON</b>	<b>509</b>	<b>7.9</b>	<b>270</b>	<b>5.8</b>	<b>21</b>	<b>8.1</b>	<b>281</b>	<b>1.9</b>
Breza	48	15.0	24	20.0	5	7.0	-	-
Doboj Jug	1	3.0	1	3.0	-	-	-	-
Kakanj	48	11.0	40	9.0	-	-	0	1.2
Maglaj	10	4.0	3	2.0	-	-	-	-
Olovo	-	-	-	-	-	-	1	2.0
Tešanj	60	9.0	36	7.0	-	-	-	-
Usora	1	2.0	2	2.0	1	2.0	1	0.3
Vareš	-	-	-	-	-	-	-	-
Visoko	24	4.4	85	4.7	-	-	-	-
Zavidovići	50	10.0	20	5.0	-	-	-	-
Grad Zenica	203	18.0	48	9.9	14	15.0	-	-
Žepče	63	3.0	12	2.0	1	2.0	279	2.0
<b>BOSANSKO- PODRINJSKI KANTON</b>	<b>301</b>	<b>10.0</b>	<b>65</b>	<b>7.8</b>	<b>0</b>	<b>1.0</b>	<b>-</b>	<b>-</b>
Foča	10	1.0	2	1.0	0	1.0	-	-
Goražde	290	15.0	63	10.0	-	-	-	-
Pale	1	1.5	0	0.5	-	-	-	-

**PRINOSI USJEVA, VOĆA I GROŽĐA PO KANTONIMA I OPĆINAMA U 2019. GODINI (nastavak)**  
**CROP, FRUIT AND GRAPES PRODUCTION BY CANTONS AND MUNICIPALITIES IN 2019. (continued)**

	Trešnje <i>Cherry</i>		Višnje <i>Sour cherry</i>		Kajsije/marelice <i>Apricot</i>		Grožđe <i>Grapes</i>	
	ukupan prinos, t <i>total pro- duction, t</i>	prinos kg/stablu <i>yield kg/tree</i>	ukupan prinos, t <i>total pro- duction, t</i>	prinos kg/stablu <i>yield kg/tree</i>	ukupan prinos, t <i>total pro- duction, t</i>	prinos kg/stablu <i>yield kg/tree</i>	ukupan prinos, t <i>total pro- duction, t</i>	prinos kg/čokotu <i>yield kg/vine</i>
<b>SREDNJOBOSANSKI KANTON</b>	<b>108</b>	<b>5.8</b>	<b>46</b>	<b>4.3</b>	-	-	<b>3</b>	<b>0.5</b>
Bugojno	14	10.0	3	10.0	-	-	-	-
Busovača	24	20.0	5	10.0	-	-	-	-
Dobretići	0	16.0	-	-	-	-	-	-
Donji Vakuf	2	2.0	4	4.0	-	-	-	-
Fojnica	20	30.0	4	18.0	-	-	-	-
Gornji Vakuf	-	-	-	-	-	-	-	-
Jajce	-	-	1	1.5	-	-	3	0.5
Kiseljak	-	-	-	-	-	-	-	-
Kreševo	2	6.0	4	5.0	-	-	-	-
Novi Travnik	10	10.0	9	10.0	-	-	-	-
Travnik	7	4.0	5	4.0	-	-	-	-
Vitez	30	12.0	12	12.0	-	-	-	-
<b>HERCEGOVAČKO- NERETVANSKI KANTON</b>	<b>1,606</b>	<b>11.9</b>	<b>224</b>	<b>7.6</b>	<b>222</b>	<b>11.5</b>	<b>29,013</b>	<b>3.2</b>
Čapljina	105	6.0	25	10.0	10	5.0	9,326	5.1
Čitluk	24	15.0	53	5.0	12	20.0	11,644	2.7
Grad Mostar	733	11.9	66	8.0	38	8.0	4,419	3.1
Jablanica	20	8.0	6	6.0	2	2.0	-	-
Konjic	141	6.0	-	-	-	-	-	-
Neum	12	40.0	1	20	3	50.0	150	0.9
Prozor	9	2.0	5	2.0	-	-	-	-
Ravno	-	-	-	-	-	-	671	2.5
Stolac	563	25.0	68	15.0	158	15.0	2,804	2.8
<b>ZAPADNO- HERCEGOVAČKI KANTON</b>	<b>438</b>	<b>12.9</b>	<b>96</b>	<b>8.8</b>	<b>50</b>	<b>10.6</b>	<b>6,696</b>	<b>1.7</b>
Grude	48	6.0	11	3.1	8	5.0	569	1.5
Ljubuški	99	18.0	38	15.0	34	14.0	3,040	1.4
Posušje	29	10.0	7	8.0	-	-	25	1.2
Široki Brijeg	263	15.0	40	10.0	9	10.0	3,061	2.3
<b>KANTON SARAJEVO</b>	<b>271</b>	<b>6.2</b>	<b>219</b>	<b>5.1</b>	<b>7</b>	<b>2.0</b>	<b>6</b>	<b>7.0</b>
Centar Sarajevo	11	8.5	27	8.5	2	2.5	-	-
Hadžići	-	-	-	-	-	-	-	-
Ilidža	77	3.0	75	3.0	5	2.0	6	7.0
Ilijaš	53	18.0	22	10.0	-	-	-	-
Novi Grad Sarajevo	34	5.8	28	6.3	-	-	-	-
Novo Sarajevo	49	15.0	18	9.0	1	1.0	-	-
Stari Grad Sarajevo	33	11.0	39	9.0	0	6.0	-	-
Trnovo	5	10.0	4	8.0	-	-	-	-
Vogošća	10	18.0	5	15.0	-	-	-	-
<b>KANTON 10</b>	<b>9</b>	<b>3.6</b>	<b>4</b>	<b>3.4</b>	-	-	<b>1</b>	<b>1.8</b>
Bosansko Grahovo	-	-	-	-	-	-	-	-
Drvar	-	-	-	-	-	-	1	1.8
Glamoč	-	-	-	-	-	-	-	-
Kupres	-	-	-	-	-	-	-	-
Livno	5	2.5	1	2.0	-	-	-	-
Tomislavgrad	5	10.0	3	10.0	-	-	-	-