

**Bosna i Hercegovina  
Federacija Bosne i Hercegovine  
FEDERALNI ZAVOD ZA STATISTIKU**

**ISSN 1512-5106**

*Bosnia and Herzegovina  
Federation of Bosnia and Herzegovina  
FEDERAL OFFICE OF STATISTICS*

**ZAPOSLENOST, NEZAPOSLENOST I PLAĆA  
U FEDERACIJI BOSNE I HERCEGOVINE  
U 2008. GODINI**

*EMPLOYMENT, UNEMPLOYMENT AND WAGE  
IN FEDERATION OF BOSNIA AND HERZEGOVINA  
IN 2008 YEAR*

**Sarajevo, juni/lipanj 2009.godine**  
*Sarajevo, Juny 2009*

**STATISTIČKI BILTEN**  
*STATISTICAL BULLETIN*

**IZDAJE I ŠTAMPA/TISKA FEDERALNI ZAVOD ZA STATISTIKU**  
***PUBLISHED AND PRINTED BY THE FEDERAL OFFICE OF STATISTICS***  
Zelenih beretki 26, 71000 Sarajevo  
Tel/Phone/Fax +387 33 65 77 04

**ODGOVARA DIREKTOR: Derviš Đurđević**  
***PERSON RESPONSIBLE: Derviš Đurđević , Director general***

**MOLIMO KORISNIKE OVE PUBLIKACIJE DA PRILIKOM KORIŠĆENJA PODATAKA NAVEDU IZVOR**  
***THOSE USING DATA FROM THIS ISSUE ARE REQUESTED TO STATE THE SOURCE***

## **PREDGOVOR**

U ovom biltenu Federalni zavod za statistiku objavljuje podatke o broju zaposlenih, starosnoj strukturi i stepenu/stupnju stručnog obrazovanja zaposlenih, prosječnoj neto i bruto plaći i ukupnom broju nezaposlenih osoba.

Podaci o zaposlenosti i plaćama rezultat su obrade Mjesečnih i Godišnjeg istraživanja o zaposlenima i plaći koje poslovni subjekti popunjavaju na osnovu propisanih evidencija.

Godišnji prosjek broja zaposlenih predstavlja aritmetičku sredinu mjesečnih stanja.

U ukupan broj zaposlenih na području Federacije Bosne i Hercegovine uključeni su zaposleni u odbrani/obrani, s tim da ovi podaci nisu razvrstani po kantonima i općinama.

Podaci o zaposlenima, starosnoj strukturi i stepenu/stupnju stručnog obrazovanja zaposlenih, prosječnoj neto i bruto plaći kao i podaci o zaposlenima prema vrsti radnog odnosa i radnog vremena prezentirani su po područjima i odjeljcima Klasifikacije djelatnosti (NACE Rev.1.1).

Podaci o ukupnom broju nezaposlenih preuzeti su od Zavoda za zapošljavanje.

U cilju boljeg razumijevanja podataka prezentiranih u ovom Biltenu, korisnike podataka upućujemo na data metodološka objašnjenja.

## PREFACE

This bulletin is a publication of Federal Office of Statistics which presents data on persons in employment, employment according to the age and professional qualifications, average net and gross wages data and unemployment data.

Employment, average net and gross wages data have been collected by monthly and annual questionnaire what are business subject fill out on the basis of prescribed evidence.

The annual average of employees is the arithmetic mean of monthly data.

Number of employees in defence is included in total number of employees in Federation B&H, but not in cantons and municipalities.

All of data are presented according to Classification of activities (NACE Rev.1.1).

Data of unemployment have been taken over from Employment Office.

With a view of understanding the contents of the individual data, the users of this data are recommended on the methodology which is given in this Bulletin.

**S A D R Ő A J**  
**C O N T E N S**

	<b>STRANA</b>
	<b>PAGE</b>
<b>METODOLOŠKA OBJAŠNENJA .....</b>	<b>10</b>
<i>NOTES ON METHODOLOGY</i>	
<b>1.FEDERACIJA BOSNE I HERCEGOVINE</b>	
<i>FEDERATION OF BOSNIA AND HERZEGOVINA</i>	
<b>1.1 Zaposlenost, nezaposlenost, neto i bruto plaća po kantonima i spolu.....</b>	<b>13</b>
<i>Employment, unemployment, net and gross wage by cantons and sex</i>	
<b>1.2 Zaposleni prema stepenu/stupnju stručnog obrazovanja po kantonima i spolu.....</b>	<b>14</b>
<i>Employed according to professional qualifications by cantons and sex</i>	
<b>1.3 Zaposleni prema intervalima starosti po kantonima i spolu.....</b>	<b>15</b>
<i>Employed according to age by cantons and sex</i>	
<b>1.4 Zaposlenost i plaća po djelatnostima .....</b>	<b>16</b>
<i>Employment and wage by activities</i>	
<b>1.5 Zaposleni prema stepenu/stupnju stručnog obrazovanja, djelatnostima i spolu .....</b>	<b>20</b>
<i>Employed according to professional qualifications, activities and sex</i>	
<b>1.6 Zaposleni prema intervalima starosti, djelatnostima i spolu.....</b>	<b>30</b>
<i>Employed according to age, activities and sex</i>	
<b>1.7 Zaposleni prema vrsti radnog odnosa po djelatnostima.....</b>	<b>40</b>
<i>Employed according to work status by activities</i>	
<b>1.8 Zaposleni prema vrsti radnog vremena po djelatnostima.....</b>	<b>41</b>
<i>Employed according to type of work time by activities</i>	
<b>1.9 Nezaposleni prema stepenu/stupnju stručnog obrazovanja po kantonima i spolu...</b>	<b>42</b>
<i>Unemployed according to professional qualifications by cantons and sex</i>	
<b>1.10 Nezaposleni prema intervalima starosti po kantonima .....</b>	<b>43</b>
<i>Unemployed according to age by cantons</i>	
<b>2. UNSKO-SANSKI KANTON</b>	
<i>UNSKO-SANSKI CANTON</i>	
<b>2.1 Zaposlenost, nezaposlenost, neto i bruto plaća po općinama i spolu.....</b>	<b>45</b>
<i>Employment, unemployment, net and gross wage by municipality and sex</i>	
<b>2.2 Zaposleni prema stepenu/stupnju stručnog obrazovanja po općinama i spolu.....</b>	<b>46</b>
<i>Employed according to professional qualifications by municipality and sex</i>	
<b>2.3 Zaposleni prema intervalima starosti po općinama i spolu.....</b>	<b>47</b>
<i>Employed according to age by municipality and sex</i>	
<b>2.4 Zaposlenost i plaća po djelatnostima .....</b>	<b>48</b>
<i>Employment and wage by activities</i>	
<b>2.5 Zaposleni prema stepenu/stupnju stručnog obrazovanja, djelatnostima i spolu .....</b>	<b>50</b>
<i>Employed by professional qualifications, activities and sex</i>	
<b>2.6 Zaposleni prema intervalima starosti, djelatnostima i spolu.....</b>	<b>52</b>
<i>Employed according to age, activities and sex</i>	
<b>3. KANTON POSAVSKI</b>	
<i>CANTON POSAVSKI</i>	
<b>3.1 Zaposlenost, nezaposlenost, neto i bruto plaća po općinama i spolu.....</b>	<b>55</b>
<i>Employment, unemployment, net and gross wage by municipality and sex</i>	
<b>3.2 Zaposleni prema stepenu/stupnju stručnog obrazovanja po općinama i spolu.....</b>	<b>56</b>
<i>Employed according to professional qualifications by municipality and sex</i>	
<b>3.3 Zaposleni prema intervalima starosti po općinama i spolu.....</b>	<b>57</b>
<i>Employed according to age by municipality and sex</i>	
<b>3.4 Zaposlenost i plaća po djelatnostima .....</b>	<b>58</b>
<i>Employment and wage by activities</i>	
<b>3.5 Zaposleni prema stepenu/stupnju stručnog obrazovanja, djelatnostima i spolu .....</b>	<b>60</b>
<i>Employed according to professional qualifications, activities and sex</i>	
<b>3.6 Zaposleni prema intervalima starosti, djelatnostima i spolu.....</b>	<b>62</b>
<i>Employed according to age, activities and sex</i>	

<b>4. TUZLANSKI KANTON</b>	
<i>TUZLANSKI CANTON</i>	
4.1 Zaposlenost, nezaposlenost, neto i bruto plaća po općinama i spolu.....	65
<i>Employment, unemployment, net and gross wage by municipality and sex</i>	
4.2 Zaposleni prema stepenu/stupnju stručnog obrazovanja po općinama i spolu.....	66
<i>Employed according to professional qualifications by municipality and se;</i>	
4.3 Zaposleni prema intervalima starosti po općinama i spolu.....	67
<i>Employed according to age by municipality and sex</i>	
4.4 Zaposlenost i plaća po djelatnostima .....	68
<i>Employment and wage by activities</i>	
4.5 Zaposleni prema stepenu/stupnju stručnog obrazovanja, djelatnostima i spolu .....	70
<i>Employed according to professional qualifications, activities and se)</i>	
4.6 Zaposleni prema intervalima starosti, djelatnostima i spolu.....	72
<i>Employed according to age, activities and sex</i>	
<b>5. ZENIČKO-DOBOJSKI KANTON</b>	
<i>ZENICKO-DOBOJSKI CANTON</i>	
5.1 Zaposlenost, nezaposlenost, neto i bruto plaća po općinama i spolu.....	75
<i>Employment, unemployment, net and gross wage by municipality and sex</i>	
5.2 Zaposleni prema stepenu/stupnju stručnog obrazovanja po općinama i spolu.....	76
<i>Employed according to professional qualifications by municipality and se;</i>	
5.3 Zaposleni prema intervalima starosti po općinama i spolu.....	77
<i>Employed according to age by municipality and sex</i>	
5.4 Zaposlenost i plaća po djelatnostima .....	78
<i>Employment and wage by activities</i>	
5.5 Zaposleni prema stepenu/stupnju stručnog obrazovanja, djelatnostima i spolu .....	80
<i>Employed according to professional qualifications, activities and se)</i>	
5.6 Zaposleni prema intervalima starosti, djelatnostima i spolu.....	82
<i>Employed according to age, activities and sex</i>	
<b>6. BOSANSKO-PODRINJSKI KANTON</b>	
<i>BOSANSKO-PODRINJSKI KANTON</i>	
6.1 Zaposlenost, nezaposlenost, neto i bruto plaća po općinama i spolu.....	85
<i>Employment, unemployment, net and gross wage by municipality and sex</i>	
6.2 Zaposleni prema stepenu/stupnju stručnog obrazovanja po općinama i spolu.....	86
<i>Employed according to professional qualifications by municipality and se;</i>	
6.3 Zaposleni prema intervalima starosti po općinama i spolu.....	87
<i>Employed according to age by municipality and sex</i>	
6.4 Zaposlenost i plaća po djelatnostima .....	88
<i>Employment and wage by activities</i>	
6.5 Zaposleni prema stepenu/stupnju stručnog obrazovanja, djelatnostima i spolu .....	90
<i>Employed according to professional qualifications, activities and se)</i>	
6.6 Zaposleni prema intervalima starosti, djelatnostima i spolu.....	92
<i>Employed according to age, activities and sex</i>	
<b>7. SREDNJOBOSANSKI KANTON</b>	
<i>SREDNJOBOSANSKI CANTON</i>	
7.1 Zaposlenost, nezaposlenost, neto i bruto plaća po općinama i spolu.....	95
<i>Employment, unemployment, net and gross wage by municipality and sex</i>	
7.2 Zaposleni prema stepenu/stupnju stručnog obrazovanja po općinama i spolu.....	96
<i>Employed according to professional qualifications by municipality and se;</i>	
7.3 Zaposleni prema intervalima starosti po općinama i spolu.....	97
<i>Employed according to age by municipality and sex</i>	
7.4 Zaposlenost i plaća po djelatnostima .....	98
<i>Employment and wage by activities</i>	
7.5 Zaposleni prema stepenu/stupnju stručnog obrazovanja, djelatnostima i spolu .....	100
<i>Employed according to professional qualifications, activities and se)</i>	
7.6 Zaposleni prema intervalima starosti, djelatnostima i spolu.....	102
<i>Employed according to age, activities and sex</i>	
<b>8. HERCEGOVAČKO-NERETVANSKI KANTON</b>	
<i>HERCEGOVAČKO-NERETVANSKI CANTON</i>	
8.1 Zaposlenost, nezaposlenost, neto i bruto plaća po općinama i spolu.....	105
<i>Employment, unemployment, net and gross wage by municipality and sex</i>	
8.2 Zaposleni prema stepenu/stupnju stručnog obrazovanja po općinama i spolu.....	106
<i>Employed according to professional qualifications by municipality and se;</i>	
8.3 Zaposleni prema intervalima starosti po općinama i spolu.....	107
<i>Employed according to age by municipality and sex</i>	
8.4 Zaposlenost i plaća po djelatnostima .....	108
<i>Employment and wage by activities</i>	
8.5 Zaposleni prema stepenu/stupnju stručnog obrazovanja, djelatnostima i spolu .....	110
<i>Employed according to professional qualifications, activities and se)</i>	
8.6 Zaposleni prema intervalima starosti, djelatnostima i spolu.....	112
<i>Employed according to age, activities and sex</i>	

## 9. ZAPADNO-HERCEGOVAČKI KANTON

### ZAPADNO-HERCEGOVAČKI CANTON

<b>9.1 Zaposlenost, nezaposlenost, neto i bruto plaća po općinama i spolu.....</b>	<b>115</b>
<i>Employment, unemployment, net and gross wage by municipality and sex</i>	
<b>9.2 Zaposleni prema stepenu/stupnju stručnog obrazovanja po općinama i spolu.....</b>	<b>116</b>
<i>Employed according to professional qualifications by municipality and sex</i>	
<b>9.3 Zaposleni prema intervalima starosti po općinama i spolu.....</b>	<b>117</b>
<i>Employed according to age by municipality and sex</i>	
<b>9.4 Zaposlenost i plaća po djelatnostima .....</b>	<b>118</b>
<i>Employment and wage by activities</i>	
<b>9.5 Zaposleni prema stepenu/stupnju stručnog obrazovanja, djelatnostima i spolu .....</b>	<b>120</b>
<i>Employed according to professional qualifications, activities and sex</i>	
<b>9.6 Zaposleni prema intervalima starosti, djelatnostima i spolu.....</b>	<b>122</b>
<i>Employed according to age, activities and sex</i>	

## 10. KANTON SARAJEVO

### CANTON SARAJEVO

<b>10.1 Zaposlenost, nezaposlenost, neto i bruto plaća po općinama i spolu.....</b>	<b>125</b>
<i>Employment, unemployment, net and gross wage by municipality and sex</i>	
<b>10.2 Zaposleni prema stepenu/stupnju stručnog obrazovanja po općinama i spolu.....</b>	<b>126</b>
<i>Employed according to professional qualifications by municipality and sex</i>	
<b>10.3 Zaposleni prema intervalima starosti po općinama i spolu.....</b>	<b>127</b>
<i>Employed according to age by municipality and sex</i>	
<b>10.4 Zaposlenost i plaća po djelatnostima .....</b>	<b>128</b>
<i>Employment and wage by activities</i>	
<b>10.5 Zaposleni prema stepenu/stupnju stručnog obrazovanja, djelatnostima i spolu .....</b>	<b>130</b>
<i>Employed according to professional qualifications, activities and sex</i>	
<b>10.6 Zaposleni prema intervalima starosti, djelatnostima i spolu.....</b>	<b>132</b>
<i>Employed according to age, activities and sex</i>	

## 11. KANTON 10

### CANTON 10

<b>11.1 Zaposlenost, nezaposlenost, neto i bruto plaća po općinama i spolu.....</b>	<b>135</b>
<i>Employment, unemployment, net and gross wage by municipality and sex</i>	
<b>11.2 Zaposleni prema stepenu/stupnju stručnog obrazovanja po općinama i spolu.....</b>	<b>136</b>
<i>Employed according to professional qualifications by municipality and sex</i>	
<b>11.3 Zaposleni prema intervalima starosti po općinama i spolu.....</b>	<b>137</b>
<i>Employed according to age by municipality and sex</i>	
<b>11.4 Zaposlenost i plaća po djelatnostima .....</b>	<b>138</b>
<i>Employment and wage by activities</i>	
<b>11.5 Zaposleni prema stepenu/stupnju stručnog obrazovanja, djelatnostima i spolu .....</b>	<b>140</b>
<i>Employed according to professional qualifications, activities and sex</i>	
<b>11.6 Zaposleni prema intervalima starosti, djelatnostima i spolu.....</b>	<b>142</b>
<i>Employed according to age, activities and sex</i>	

## ZAPOSLENOST, NEZAPOSLENOST I PLAĆE

### METODOLOŠKA OBJAŠNENJA

#### Izvori i metode prikupljanja podataka

Podaci o broju zaposlenih prikupljaju se provođenjem redovnog/redovitog Mjesečnog istraživanja o zaposlenima i plaći (Rad-1) u pravnim osobama, i istraživanja o fizičkim osobama - vlasnicima koji samostalno obavljaju djelatnost - profesiju i osobama koje su kod njih zaposlene (Rad-15).

Broj zaposlenih u pravnim osobama rezultat je obrade podataka iz redovnog Mjesečnog istraživanja (Rad-1), koji pravne osobe popunjavaju na osnovu propisanih evidencija. Istraživanjem su obuhvaćene pravne osobe svih oblika vlasništva, tijela državne vlasti svih nivoa, ustanove i druge organizacije.

Podaci o broju zaposlenih u obrtu i djelatnostima slobodnih profesija rezultat su obrade istraživanja Rad-15, i preuzimaju se od Zavoda zdravstvenog osiguranja.

U podatke o zaposlenima uključeni su zaposlenici (uključujući zaposlenike u odbrani/obrani i policiji) i vlasnici obrta i slobodnih profesija.

Podaci o zaposlenima prema stepenu/stupnju stručnog obrazovanja i starosnim grupama kao i podaci o zaposlenima prema vrsti radnog odnosa i radnog vremena dobiveni su na osnovu Godišnjeg istraživanja o zaposlenima i plaći (Rad-1G) u pravnim osobama, sa stanjem 31. mart/ožujak.

Ovim istraživanjem ne obuhvaćaju se zaposleni u odbrani/obrani, kao ni zaposleni u obrtu.

Podaci o nezaposlenima preuzimaju se od Federalnog zavoda za zapošljavanje.

Podaci o prosječnoj neto i bruto plaći po zaposlenom obračunavaju se na osnovu podataka redovnog/redovitog Mjesečnog istraživanja o zaposlenima i plaći (Rad-1) koje se provodi na teritoriji Federacije Bosne i Hercegovine.

Istraživanjem su obuhvaćene pravne osobe svih oblika vlasništva, tijela državne vlasti svih nivoa, ustanove i druge organizacije, po organizaciono teritorijalnom principu na nivou općine.

Ovim istraživanjem obuhvaćene su neto i bruto plaće zaposlenih u pravnim osobama koji imaju zasnovan radni odnos bez obzira na vrstu radnog odnosa i dužinu radnog vremena.

Nisu obuhvaćene plaće zaposlenih u odbrani/obrani kao ni plaće zaposlenih u obrtu.

#### Definicije

##### **Pod pojmom zaposleni obuhvaćaju se zaposlenici i vlasnici.**

**Zaposlenik** je fizička osoba koja ima zasnovan radni odnos s poslodavcem na neodređeno ili određeno vrijeme, a poslove obavlja u punom, nepunom ili skraćenom radnom vremenu.

**Vlasnici** su osobe koje imaju vlastiti obrt ili samostalno obavljaju profesionalnu aktivnost sa ili bez zaposlenika.

**Nezaposlene osobe** su osobe koje traže zaposlenje i prijavljene su Zavodu za zapošljavanje.

**Prosječna mjesečna neto plaća** je prosječan iznos koji zaposlenici primaju kao plaću za izvršene poslove po osnovi radnog odnosa i naknade za: godišnji odmor, državne praznike, plaćeni dopust, čekanje i zastoj bez krivnje zaposlenog, bolovanje na teret poslodavca i sl.

Ne obuhvaća primanja koja terete materijalne troškove, naknade za bolovanje koje ne snosi poslodavac i primanja po osnovu/temelju ugovora o djelu.

**Prosječna mjesečna bruto plaća** obuhvaća neto plaću i dobrinose iz bruto plaće.

## **EMPLOYMENT, UNEMPLOYMENT AND WAGES**

### **NOTES ON METHODOLOGY**

#### **Sources and methods of data collection**

*Data on persons in employment are obtained by regular Monthly survey on employment and wages (Rad-1) in legal entities, and Survey on persons employed in crafts and trades and free lances (Rad-15).*

*The number of persons employed in legal entities are collected through regular Monthly survey (Rad-1) filled in by legal entities according to the records of persons in employment. The survey includes legal entities of all types of ownership, government bodies, institutions and other organizations.*

*Data on persons employed in crafts and trades and free lances are collected by the Report Rad-15 which are taken over from the records of the Office for Health Insurance.*

*The number of persons in employment includes all employees (including employees in defence and police) and employers (owners of crafts and trades and free lances).*

*Data on persons in employment according to qualification and age, and data about employed according to work status and to type of work time are collected by Annual survey (Rad-1G) with the situation 31. March.*

*The above mentioned survey does not include persons in employment in the defence and crafts.*

*Data on unemployment are obtained from the Employment service for Federation BiH.*

*Data on average net and gross wage per worker are obtained on the basis of regular Monthly surveys (Rad-1) on the territory of Federation B&H.*

*Data on wages are collected through report forms filled in by legal entities of all types of ownership, government bodies, institutions and other organizations according to local unit.*

*Data on wages are filled in on the basis of their respective payrolls and cover net and gross payments of person in employment, irrespective of a type of employment and a number of working hours.*

*It does not include wages of persons in employment in the defence and crafts.*

#### **Definitions**

**Persons in employment include employees and employers.**

**Employee** is a person employed by an employer for a fixed or unspecified period of time, irrespective of whether he works full time or less than full time.

**Employer** is owner crafts or trade or free lances with or without employees.

**Unemployed persons** represent total persons as job-seekers registered with the employment services.

**Average monthly net wage** is amount received by the persons in paid employment earned for the work done during regular working hours as well as for annual leave, paid leave, public holidays and day offs defined by law, job stop caused against person's will and no fault of his own. Net wage per worker does not include payments from material costs, sick which is not paid by firm and payments by agreement of service.

**Average monthly gross wage contains net wage and contributions from gross wage.**

**1. FEDERACIJA BOSNE I HERCEGOVINE**  
 FEDERATION OF BOSNIA AND HERZEGOVINA

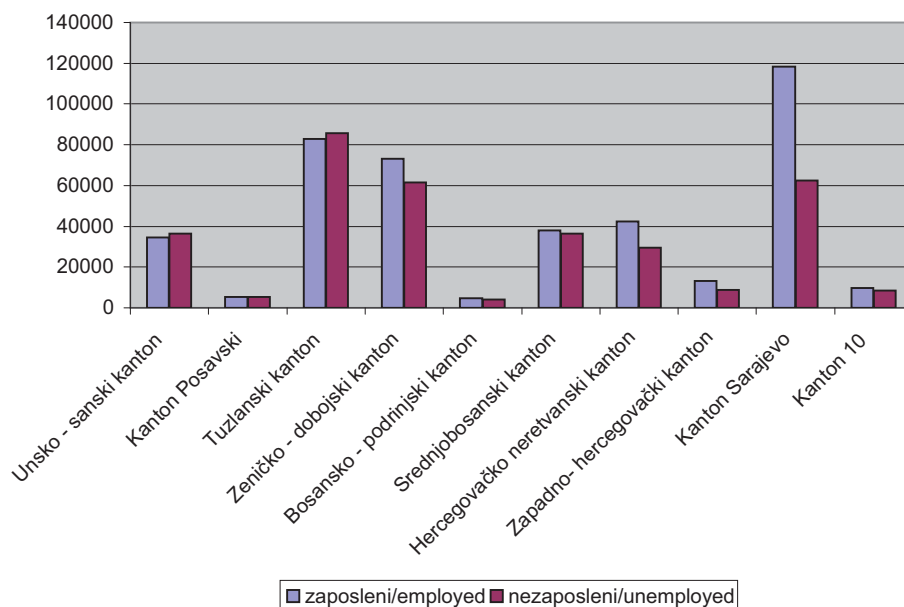
**1.1 ZAPOSLENOST, NEZAPOSLENOST, NETO I BRUTO PLAĆA U FEDERACIJI BOSNE I HERCEGOVIN  
 PO KANTONIMA I SPOLU U 2008.**

EMPLOYMENT, UNEMPLOYMENT, NET AND GROSS WAGE IN FEDERATION OF THE BOSNIA AND HERZEGOVINA  
 BY CANTONS AND SEX IN 2008.

Godišnji prosjek  
 Average for year

	Broj zaposlenih Number of employed persons		Broj nezaposlenih stanje , 31.12. 2008. Number of unemployed situation, 31.12. 2008.		Neto plaća Net wage	Bruto plaća Gross wage
	Ukupno Total	Zene Female	Ukupno Total	Zene Female		
<b>Federacija BiH</b> <i>Federation B&amp;H</i>	<b>430745</b>	<b>163045</b>	<b>338643</b>	<b>175451</b>	<b>751,30</b>	<b>1104,85</b>
<b>Unsko-sanski kantoni</b> <i>Unsko-sanski canton</i>	34634	13857	36277	18121	685,98	1008,79
<b>Kanton Posavski</b> <i>Canton Posavski</i>	5362	2265	5436	2137	655,60	964,12
<b>Tuzlanski kantoni</b> <i>Tuzlanski canton</i>	82993	27864	85711	44201	707,10	1039,85
<b>Zeničko-dobojski kantoni</b> <i>Zeničko-dobojski canton</i>	73267	24409	61529	31184	621,15	913,46
<b>Bosansko-podrinjski kantoni</b> <i>Bosansko-podrinjski canton</i>	4778	1936	4164	2245	705,81	1037,96
<b>Srednjobosanski kantoni</b> <i>Srednjobosanski canton</i>	37974	14829	36482	16132	608,01	894,13
<b>Hercegovačko-neretvanski kantoni</b> <i>Hercegovačko-neretvanski canton</i>	42531	17855	29403	14261	821,87	1208,63
<b>Zapadno-hercegovački kantoni</b> <i>Zapadno-hercegovački canton</i>	13112	5042	8702	4602	616,26	906,26
<b>Kanton Sarajevo</b> <i>Canton Sarajevo</i>	118418	51568	62475	38663	941,34	1384,32
<b>Kanton 10</b> <i>Canton 10</i>	9676	3420	8464	3905	675,53	993,43

**Zaposlenost i nezaposlenost u FBiH po kantonima**  
 Employment and unemployment in FB&H by cantons



**1. FEDERACIJA BOSNE I HERCEGOVINE**  
 FEDERATION OF BOSNIA AND HERZEGOVINA

**1.2 ZAPOSLENI PREMA STEPENU/STUPNJU STRUČNOG OBRAZOVANJA PO KANTONIMA, MART/OŽUJAK 2008.**  
 EMPLOYED ACCORDING TO PROFESSIONAL QUALIFICATIONS BY CANTONS, MARCH 2008.

		UKUPNO TOTAL	V S S University			VŠS Higher	SSS Seco- ndary	NSS Eleme- ntary	VKV Highly skilled	KV Skilled	PKV Semi- skilled	NKV Unski- lled
			svoga all	doktori doctors	magistri masters							
<b>Federacija BiH</b>	svoga/all	<b>365418</b>	<b>52644</b>	<b>1079</b>	<b>1216</b>	<b>26225</b>	<b>146836</b>	<b>13431</b>	<b>16715</b>	<b>73317</b>	<b>10936</b>	<b>25314</b>
<i>Federation B&amp;H</i>	žene/women	<b>139994</b>	<b>26162</b>	<b>330</b>	<b>496</b>	<b>14806</b>	<b>63795</b>	<b>6669</b>	<b>1160</b>	<b>13865</b>	<b>3196</b>	<b>10341</b>
<b>Unsko-sanski kanton</b>	svoga/all	<b>28929</b>	3264	56	96	3315	12717	1288	580	3979	640	3146
<i>Unsko-sanski kanton</i>	žene/women	<b>11750</b>	1497	12	38	1953	5506	619	45	661	175	1294
<b>Kanton Posavski</b>	svoga/all	<b>4680</b>	513	-	6	457	2620	213	51	574	44	208
<i>Kanton Posavski</i>	žene/women	<b>1932</b>	193	-	2	249	1196	88	2	104	21	79
<b>Tuzlanski kanton</b>	svoga/all	<b>72993</b>	8627	353	370	4037	27536	1403	4319	18348	2743	5980
<i>Tuzlanski kanton</i>	žene/women	<b>24144</b>	3857	111	155	2237	10841	452	285	3310	1010	2152
<b>Zeničko-dobojski kanton</b>	svoga/all	<b>64847</b>	6334	106	138	4040	22110	3341	4545	16437	3010	5030
<i>Zeničko-dobojski kanton</i>	žene/women	<b>22176</b>	2972	31	55	2207	9431	1629	327	3211	583	1816
<b>Bosansko-podrinjski kanton</b>	svoga/all	<b>4136</b>	501	-	6	296	1852	148	233	750	208	148
<i>Bosansko-podrinjski kanton</i>	žene/women	<b>1701</b>	221	-	4	153	861	97	8	190	108	63
<b>Srednjobosanski kanton</b>	svoga/all	<b>31954</b>	3102	101	30	2476	12574	1681	1084	7031	1290	2716
<i>Srednjobosanski kanton</i>	žene/women	<b>12378</b>	1386	39	8	1345	5408	697	45	1581	679	1237
<b>Hercegovačko-neretvanski kanton</b>	svoga/all	<b>37048</b>	6243	116	178	3372	14840	903	1571	6724	1153	2242
<i>Hercegovačko-neretvanski kanton</i>	žene/women	<b>15219</b>	3177	29	71	1976	6928	465	98	1358	345	872
<b>Zapadno-hercegovački kanton</b>	svoga/all	<b>11063</b>	1215	30	7	1061	6366	147	141	1783	72	278
<i>Zapadno-hercegovački kanton</i>	žene/women	<b>4133</b>	515	12	2	615	2585	55	13	256	-	94
<b>Kanton Sarajevo</b>	svoga/all	<b>101304</b>	21759	276	377	6199	42459	3938	4014	16279	1686	4970
<i>Kanton Sarajevo</i>	žene/women	<b>43540</b>	11882	71	159	3541	19613	2403	327	2997	265	2512
<b>Kanton 10</b>	svoga/all	<b>8464</b>	1086	41	8	972	3762	369	177	1412	90	596
<i>Kanton 10</i>	žene/women	<b>3021</b>	462	25	2	530	1426	164	10	197	10	222

**1. FEDERACIJA BOSNE I HERCEGOVINE**  
 FEDERATION OF BOSNIA AND HERZEGOVINA

**1.3 ZAPOSLENI PREMA INTERVALIMA STAROSTI PO KANTONIMA, MART/OŽUJAK 2008.**  
 EMPLOYED ACCORDING TO AGE BY CANTONS, MARCH 2008.

		UKUPNO TOTAL	do 19 to 19	20-24	25-29	30-34	35-39	40-44	45-49	50-54	55-59	60-64	65 i više 65 and over
<b>Federacija BiH</b>	<i>svega/all</i>	<b>365418</b>	<b>381</b>	<b>19859</b>	<b>42398</b>	<b>48943</b>	<b>51127</b>	<b>57717</b>	<b>59842</b>	<b>45949</b>	<b>28430</b>	<b>9624</b>	<b>1148</b>
<i>Federation B&amp;H</i>	<i>žene/women</i>	<b>139994</b>	<b>185</b>	<b>6972</b>	<b>17741</b>	<b>19941</b>	<b>19591</b>	<b>21847</b>	<b>23141</b>	<b>17141</b>	<b>9894</b>	<b>3235</b>	<b>306</b>
<b>Unsko-sanski kanton</b>	<i>svega/all</i>	<b>28929</b>	<b>37</b>	<b>1587</b>	<b>3351</b>	<b>4268</b>	<b>4418</b>	<b>4973</b>	<b>4566</b>	<b>3081</b>	<b>1839</b>	<b>750</b>	<b>59</b>
<i>Unsko-sanski canton</i>	<i>žene/women</i>	<b>11750</b>	<b>9</b>	<b>735</b>	<b>1495</b>	<b>1738</b>	<b>1755</b>	<b>2027</b>	<b>1976</b>	<b>1166</b>	<b>608</b>	<b>231</b>	<b>10</b>
<b>Kanton Posavski</b>	<i>svega/all</i>	<b>4680</b>	<b>1</b>	<b>293</b>	<b>669</b>	<b>629</b>	<b>810</b>	<b>864</b>	<b>626</b>	<b>394</b>	<b>234</b>	<b>145</b>	<b>15</b>
<i>Canton Posavski</i>	<i>žene/women</i>	<b>1932</b>	<b>-</b>	<b>145</b>	<b>312</b>	<b>285</b>	<b>275</b>	<b>363</b>	<b>259</b>	<b>146</b>	<b>88</b>	<b>56</b>	<b>3</b>
<b>Tuzlanski kanton</b>	<i>svega/all</i>	<b>72993</b>	<b>58</b>	<b>3679</b>	<b>7721</b>	<b>9000</b>	<b>9853</b>	<b>11613</b>	<b>13326</b>	<b>9674</b>	<b>6208</b>	<b>1757</b>	<b>104</b>
<i>Tuzlanski canton</i>	<i>žene/women</i>	<b>24144</b>	<b>30</b>	<b>1019</b>	<b>2624</b>	<b>3238</b>	<b>3337</b>	<b>3836</b>	<b>4668</b>	<b>3138</b>	<b>1766</b>	<b>459</b>	<b>29</b>
<b>Zeničko-dobojski kanton</b>	<i>svega/all</i>	<b>64847</b>	<b>52</b>	<b>3910</b>	<b>7154</b>	<b>8086</b>	<b>8839</b>	<b>10979</b>	<b>11784</b>	<b>8447</b>	<b>4353</b>	<b>1122</b>	<b>121</b>
<i>Zeničko-dobojski canton</i>	<i>žene/women</i>	<b>22176</b>	<b>26</b>	<b>1391</b>	<b>2897</b>	<b>3063</b>	<b>2948</b>	<b>3516</b>	<b>3918</b>	<b>2875</b>	<b>1217</b>	<b>303</b>	<b>22</b>
<b>Bosansko-podrinjski kanton</b>	<i>svega/all</i>	<b>4136</b>	<b>-</b>	<b>255</b>	<b>588</b>	<b>521</b>	<b>496</b>	<b>687</b>	<b>643</b>	<b>575</b>	<b>280</b>	<b>89</b>	<b>2</b>
<i>Bosansko-podrinjski canton</i>	<i>žene/women</i>	<b>1701</b>	<b>-</b>	<b>91</b>	<b>292</b>	<b>232</b>	<b>209</b>	<b>281</b>	<b>241</b>	<b>218</b>	<b>110</b>	<b>27</b>	<b>-</b>
<b>Srednjobosanski kanton</b>	<i>svega/all</i>	<b>31954</b>	<b>11</b>	<b>2836</b>	<b>4250</b>	<b>4350</b>	<b>4608</b>	<b>5239</b>	<b>4886</b>	<b>3238</b>	<b>1879</b>	<b>589</b>	<b>68</b>
<i>Srednjobosanski canton</i>	<i>žene/women</i>	<b>12378</b>	<b>6</b>	<b>1029</b>	<b>1811</b>	<b>1730</b>	<b>1588</b>	<b>2070</b>	<b>1995</b>	<b>1217</b>	<b>718</b>	<b>200</b>	<b>14</b>
<b>Hercegovačko-neretvanski kanton</b>	<i>svega/all</i>	<b>37048</b>	<b>9</b>	<b>1142</b>	<b>4184</b>	<b>5168</b>	<b>5173</b>	<b>5703</b>	<b>6333</b>	<b>4953</b>	<b>3056</b>	<b>1209</b>	<b>118</b>
<i>Hercegovačko-neretvanski canton</i>	<i>žene/women</i>	<b>15219</b>	<b>-</b>	<b>446</b>	<b>1920</b>	<b>2327</b>	<b>2106</b>	<b>2257</b>	<b>2701</b>	<b>1921</b>	<b>1101</b>	<b>401</b>	<b>39</b>
<b>Zapadno-hercegovački kanton</b>	<i>svega/all</i>	<b>11063</b>	<b>3</b>	<b>759</b>	<b>1364</b>	<b>1817</b>	<b>1888</b>	<b>1876</b>	<b>1545</b>	<b>1069</b>	<b>535</b>	<b>192</b>	<b>15</b>
<i>Zapadno-hercegovački canton</i>	<i>žene/women</i>	<b>4133</b>	<b>1</b>	<b>380</b>	<b>620</b>	<b>719</b>	<b>678</b>	<b>654</b>	<b>519</b>	<b>349</b>	<b>149</b>	<b>60</b>	<b>4</b>
<b>Kanton Sarajevo</b>	<i>svega/all</i>	<b>101304</b>	<b>208</b>	<b>5042</b>	<b>12131</b>	<b>13909</b>	<b>13821</b>	<b>14553</b>	<b>14825</b>	<b>13377</b>	<b>9365</b>	<b>3452</b>	<b>621</b>
<i>Canton Sarajevo</i>	<i>žene/women</i>	<b>43540</b>	<b>111</b>	<b>1603</b>	<b>5407</b>	<b>6170</b>	<b>6256</b>	<b>6377</b>	<b>6394</b>	<b>5726</b>	<b>3929</b>	<b>1391</b>	<b>176</b>
<b>Kanton 10</b>	<i>svega/all</i>	<b>8464</b>	<b>2</b>	<b>356</b>	<b>986</b>	<b>1195</b>	<b>1221</b>	<b>1230</b>	<b>1308</b>	<b>1141</b>	<b>681</b>	<b>319</b>	<b>25</b>
<i>Canton 10</i>	<i>žene/women</i>	<b>3021</b>	<b>2</b>	<b>133</b>	<b>363</b>	<b>439</b>	<b>439</b>	<b>466</b>	<b>470</b>	<b>385</b>	<b>208</b>	<b>107</b>	<b>9</b>

**1. FEDERACIJA BOSNE I HERCEGOVINE**  
 FEDERATION OF BOSNIA AND HERZEGOVINA

**1.4 ZAPOSLENOST I PLAĆA U FEDERACIJI BOSNE I HERCEGOVINE**  
**PO PODRUČJIMA I ODJELJCIMA KD U 2008.**  
 EMPLOYMENT AND WAGE IN THE FEDERATION OF BOSNIA AND HERZEGOVINA  
 BY THE CEA IN 2008.

**Godišnji prosjek**  
 Average for year

	Broj zaposlenih <i>Number of employed persons</i>	Neto plaća <i>Net wage</i>	Bruto plaća <i>Gross wage</i>	
<b>UKUPNO</b>	<b>430745</b>	<b>751,30</b>	<b>1104,85</b>	<b>TOTAL</b>
<b>A Poljoprivreda, lov i šumarstvo</b>	<b>9487</b>	<b>697,50</b>	<b>1025,73</b>	<i>Agriculture, hunt and forestry</i>
01 Poljoprivreda, lov i odgovarajuće uslužne djelatnosti	3962	582,13	856,08	<i>Agriculture, hunt and corresponding service</i>
02 Šumarstvo i šumarske usluge	5525	727,00	1069,12	<i>Forestry and corresponding service</i>
<b>B Ribarstvo</b>	<b>166</b>	<b>471,26</b>	<b>693,02</b>	<i>Fishing</i>
05 Ribarstvo, mrijestilišta i ribnjaci; usluge u ribarstvu	166	471,26	693,02	<i>Fishing, operation of fish hatcheries and service</i>
<b>C Rudarstvo</b>	<b>15129</b>	<b>711,97</b>	<b>1047,01</b>	<i>Mining</i>
10 Vađenje uglja / ugljena i treseta	12220	738,19	1085,57	<i>Mining of coal and peat</i>
13 Vađenje ruda metala	392	579,07	851,57	<i>Mining of metal ore</i>
14 Vađenje ostalih ruda i kamena	2517	591,91	870,46	<i>Other mining and quarrying</i>
<b>D Prerađivačka industrija</b>	<b>87695</b>	<b>542,84</b>	<b>798,29</b>	<i>Manufacturing</i>
15 Proizvodnja hrane i pića	13590	572,79	842,35	<i>Manufacture of food and beverages</i>
16 Proizvodnja duhanskih proizvoda	725	1518,89	2233,67	<i>Manufacture of tobacco products</i>
17 Proizvodnja tekstila	4471	404,69	595,14	<i>Manufacture of textiles</i>
18 i bojenje krzna	6596	352,45	518,31	<i>Manufacture of clothing; dressing and dyeing of fur</i>
19 Prerada kože, izrada galanterije i obuće	6056	393,58	578,79	<i>Processing of leather, manufacture of haberdashery and footwear</i>
20 Prerada drveta/drva i proizvodnja proizvoda od drveta/drva osim namještaja	8666	388,52	571,35	<i>Processing of wood and manufacture of wood products except furniture</i>
21 Proizvodnja celuloze, papira i proizvoda od papira	1282	574,81	845,31	<i>Manufacture of pulp, paper and paper products</i>
22 Izdavačka i štamparska/ tiskarska djelatnost	2913	640,88	942,47	<i>Publishing, printing and reproduction of recorded media</i>
23 Proizvodnja koksa, naftnih derivata i nuklearnog goriva	1249	719,32	1057,82	<i>Manufacture of coke, refined petroleum products and nuclear fuel</i>

**1. FEDERACIJA BOSNE I HERCEGOVINE**  
 FEDERATION OF BOSNIA AND HERZEGOVINA

**1.4 ZAPOSLENOST I PLAĆA U FEDERACIJI BOSNE I HERCEGOVINE**  
**PO PODRUČJIMA I ODJELJCIMA KD U 2008.**  
 EMPLOYMENT AND WAGE IN THE FEDERATION OF BOSNIA AND HERZEGOVINA  
 BY THE CEA IN 2008.

nastavak  
 continued

	Broj zaposlenih <i>Number of employed persons</i>	Neto plaća <i>Net wage</i>	Bruto plaća <i>Gross wage</i>	
24	3238	733,11	1078,10	Proizvodnja hemikalija/kemikalija i hemijskih / kemijskih proizvoda <i>Manufacture of chemicals and chemical products</i>
25	2616	506,89	745,42	Proizvodnja proizvoda od gume i plastičnih masa <i>Manufacture of rubber and plastics products</i>
26	4827	644,25	947,43	Proizvodnja ostalih nemetalnih mineralnih proizvoda <i>Manufacture of other non-metallic mineral products</i>
27	3631	946,96	1392,58	Proizvodnja metala <i>Manufacture of basic metals</i>
28	11805	535,58	787,61	Proizvodnja proizvoda od metala, osim mašina/strojeva i opreme <i>Manufacture of metal products except machine and equipment</i>
29	4795	525,10	772,20	Proizvodnja mašina/strojeva i uređaja d. n. <i>Manufacture of machinery and equipment, n.e.c.</i>
30	618	768,52	1130,18	Proizvodnja kancelarijskih mašina /strojeva i računara/računala <i>Manufacture of office equipment and computers</i>
31	1522	586,81	862,95	Proizvodnja električnih mašina/ strojeva i aparata, d. n. <i>Manufacture of electrical machinery and apparatus n.e.c.</i>
32	59	913,79	1343,81	Proizvodnja radiotelevizijskih i komunikacijskih aparata i opreme <i>Manufacture of radio TV and communication equipment and apparatus</i>
33	607	545,14	801,67	Proizvodnja medicinsk.preciznih, optičkih instrumenata, satova <i>Manufacture of medical, precision and optical instruments, watches and clocks</i>
34	1872	609,83	896,80	Proizvodnja motornih vozila, prikolica i poluprikolica <i>Manufacture of motor vehicles, trailers, semi-trailers</i>
35	443	453,77	667,30	Proizvodnja ostalih prijevoznih sredstava <i>Manufacture of other means of transportation</i>
36	5624	419,83	617,40	Proizvodnja namještaja, prerađivačka industrija, d.n. <i>Manufacture of furniture, manufacturing n.e.c.</i>
37	490	565,92	832,23	Reciklaža <i>Recycling</i>
E	<b>13216</b>	<b>1190,50</b>	<b>1750,74</b>	Snabdjevanje/opskrba električ. energijom, gasom/plinom i vodom <i>Electricity, gas and water supply</i>
40	8769	1409,48	2072,76	Snabdjevanje / opskrba elektr. energijom, gasom/plinom, parom i toplom vodom <i>Electricity, gas, steam and hot water supply</i>
41	4447	753,75	1108,46	Sakupljanje, prečišćavanje i distribucija vode <i>Gathering, refining and distribution water</i>

1. FEDERACIJA BOSNE I HERCEGOVINE  
FEDERATION OF BOSNIA AND HERZEGOVINA

1.4 ZAPOSLENOST I PLAĆA U FEDERACIJI BOSNE I HERCEGOVINE  
PO PODRUČJIMA I ODJELJCIMA KD U 2008.  
EMPLOYMENT AND WAGE IN THE FEDERATION OF BOSNIA AND HERZEGOVINA  
BY THE CEA IN 2008.

nastavak  
continued

	Broj zaposlenih Number of employed persons	Neto plaća Net wage	Bruto plaća Gross wage		
<b>F</b>	<b>Građevinarstvo</b>	<b>27526</b>	<b>495,31</b>	<b>728,39</b>	<i>Construction</i>
45	Građevinarstvo	27526	495,31	728,39	<i>Construction</i>
<b>G</b>	<b>Trgovina na veliko i malo; popravak motornih vozila i motocikla, te predmeta za ličnu/osobnu upotr./ uporabu i domać./kućanstvo</b>	<b>76959</b>	<b>512,12</b>	<b>753,12</b>	<i>Wholesale and retail trade; motorcycles and personal and household goods</i>
	Trgovina motornim vozilima i motociklima, održavanje i popravak motornih vozila i motocikla;				<i>Sale, maintenance and repair of and motorcycles; retail sale of automotive fuel</i>
50	Trgovina na malo gorivima	8014	559,90	823,39	
	Trgovina na veliko i posredovanje u trgovini, osim trgovine motornim vozilima i motociklima				<i>Wholesale trade and commission trade, except of motor vehicles and motorcycles</i>
51	motornim vozilima i motociklima	31222	513,93	755,78	
	Trgovina na malo, osim trgovine motornim vozilima i motociklima; popravak predmeta za ličnu /osobnu upotrebu/uporabu i				<i>Retail trade, except of motor vehicles and motor-cycles; repair of personal and household goods</i>
52	domaćinstva/kućanstva	37723	493,24	725,36	
<b>H</b>	<b>Ugostiteljstvo</b>	<b>17641</b>	<b>505,99</b>	<b>744,11</b>	<i>Catering trades</i>
55	Ugostiteljstvo	17641	505,99	744,11	<i>Catering trades</i>
<b>I</b>	<b>Saobraćaj/Promet, skladišt. i veze</b>	<b>28898</b>	<b>922,48</b>	<b>1356,59</b>	<i>Transport, storage and communication</i>
	Kopneni prijevoz; cjevovodni trans.				<i>Land transport, transport via pipelines</i>
60		17767	674,87	992,46	
62	Zračni prijevoz	124	1365,70	2008,38	<i>Air transport</i>
	Prateće i pomoćne djelatnosti u prijevozu; djelat. putničkih agencija				<i>Supporting and auxiliary transport activities; activit. of travel agencies</i>
63		2456	931,29	1369,54	
	Poštanske aktivnosti i telekomunikacije				<i>Post and telecommunications</i>
64		8551	1289,30	1896,02	
<b>J</b>	<b>Finans./Financijsko posredovanje</b>	<b>9989</b>	<b>1256,57</b>	<b>1847,90</b>	<i>Financial intermediation</i>
	Finans./Financijsko posredovanje, osim osiguranja i penzijskih				<i>Financial intermediation, except insurance and pension funding</i>
65	/mirovinskih fondova	7548	1334,70	1962,80	
	Osiguranje i penzijski/mirovinski fondovi, osim obavezn./obveznog				<i>Insurance and pension funding, except compulsory social security</i>
66	socijalnog osiguranja	2161	959,10	1410,44	

1. FEDERACIJA BOSNE I HERCEGOVINE  
FEDERATION OF BOSNIA AND HERZEGOVINA

1.4 ZAPOSLENOST I PLAĆA U FEDERACIJI BOSNE I HERCEGOVINE  
PO PODRUČJIMA I ODJELJCIMA KD U 2008.  
EMPLOYMENT AND WAGE IN THE FEDERATION OF BOSNIA AND HERZEGOVINA  
BY THE CEA IN 2008.

nastavak  
continued

	Broj zaposlenih Number of employed persons	Neto plaća Net wage	Bruto plaća Gross wage	
				<i>Activities auxiliary to financial intermediation</i>
67 Pomoćne djelatnosti u finansijsk. /financijskom posredovanju	280	1471,93	2164,60	
<b>K</b> Poslovanje nekretninama, iznajmljivanje i poslovne usluge	<b>16108</b>	<b>736,50</b>	<b>1083,09</b>	<i>Real estate, renting and business activities</i>
70 Poslovanje nekretninama Iznajmljivanje mašina/strojeva i opreme, bez rukovaoca; iznajmljivanje predmeta za ličnu/ osobnu upotrebu/uporabu i	1035	703,22	1034,15	<i>Real estate activities</i>
71 domaćinstvo/kućanstvo Računarske/Računalne i srodne	425	607,05	892,73	<i>Renting of machinery and equipment without operator and of personal and household goods</i>
72 aktivnosti	1561	969,13	1425,20	<i>Computer and related activities</i>
73 Istraživanje i razvoj	1273	782,93	1151,37	<i>Research and development</i>
74 Ostale poslovne djelatnosti	11814	714,63	1050,93	<i>Other business activities</i>
<b>L</b> Javna uprava i odbrana/obrana; obavez./obvezno socij.osiguranje	<b>45069</b>	<b>1053,82</b>	<b>1549,74</b>	<i>Public administration and defence; compulsory social security</i>
Javna uprava i odbrana/obrana; 75 obavez./obvezno socij.osiguranje	45069	1053,82	1549,74	<i>Public administration and defence; compulsory social security</i>
<b>M</b> Obrazovanje	<b>35413</b>	<b>795,81</b>	<b>1170,30</b>	<i>Education</i>
80 Obrazovanje	35413	795,81	1170,30	<i>Education</i>
<b>N</b> Zdravstvena i socijalna zaštita/skrb	<b>27855</b>	<b>909,84</b>	<b>1338,01</b>	<i>Health and social welfare</i>
85 Zdravstvena i socijalna zaštita/skrb	27855	909,84	1338,01	<i>Health and social welfare</i>
<b>O</b> Ostale javne, društvene, socijalne i lične/osobne uslužne djelatnosti	<b>16123</b>	<b>726,10</b>	<b>1067,80</b>	<i>Other community, social and personal service activities</i>
90 Uklanjanje otpadnih voda, odvoz smeća i slične djelatnosti	2920	681,64	1002,41	<i>Sewage and refuse disposal, sanitation and similar activities</i>
91 Djelatnost organizacija na bazi učlanjenja, d.n.	736	1015,81	1493,84	<i>Activities of membership organizations n.e.c.</i>
92 Rekreativne, kulturne i sportske/ športske djelatnosti	7469	702,94	1033,73	<i>Recreational, cultural and sporting activities</i>
93 Ostale uslužne djelatnosti	4998	869,23	1278,28	<i>Other service activities</i>
<b>P</b> Privatna domaćinstva sa zaposlenim osobama	<b>114</b>	-	-	<i>Private households with employed persons</i>
95 Privatna domaćinstva sa zaposlenim osobama	114	-	-	<i>Private households with employed persons</i>
<b>Q</b> Eksteritorijalne organizacije i tijela	<b>1279</b>	-	-	<i>Extra-teritorial organizations bodies</i>
99 Eksteritorijalne organizacije i tijela	1279	-	-	<i>Extra-teritorial organizations bodies</i>
<b>00</b> Neraspoređeno po djelatnostima KD	<b>2078</b>	-	-	<i>Unclassified according to activities KD</i>

**1. FEDERACIJA BOSNE I HERCEGOVINE**  
*FEDERATION OF BOSNIA AND HERZEGOVINA*

**1.5 ZAPOSLENI PREMA STEPENU/STUPNJU STRUČNOG**  
*EMPLOYED ACCORDING TO PROFESSIONAL*

		UKUPNO <i>TOTAL</i>	V S S <i>University</i>			VŠS <i>Higher</i>	
			svoga <i>all</i>	doktori <i>doctors</i>	magistri <i>masters</i>		
<b>UKUPNO</b>		svoga	<b>365418</b>	<b>52644</b>	<b>1079</b>	<b>1216</b>	<b>26225</b>
		žene	<b>139994</b>	<b>26162</b>	<b>330</b>	<b>496</b>	<b>14806</b>
<b>A</b>	<b>Poljoprivreda, lov i šumarstvo</b>	svoga	<b>7322</b>	<b>679</b>	<b>2</b>	<b>14</b>	<b>139</b>
		žene	<b>1220</b>	<b>183</b>	-	<b>2</b>	<b>59</b>
O1	Poljoprivreda, lov i odgovarajuće uslužne djelatnosti	svoga	2012	193	1	4	65
		žene	602	50	-	1	26
O2	Šumarstvo i šumarske usluge	svoga	5310	486	1	10	74
		žene	618	133	-	1	33
<b>B</b>	<b>Ribarstvo</b>	svoga	<b>140</b>	<b>9</b>	-	-	<b>4</b>
		žene	<b>49</b>	<b>3</b>	-	-	<b>2</b>
O5	Ribarstvo, mrijestilišta i ribnjaci; usluge u ribarstvu	svoga	140	9	-	-	4
		žene	49	3	-	-	2
<b>C</b>	<b>Rudarstvo</b>	svoga	<b>15108</b>	<b>769</b>	<b>12</b>	<b>36</b>	<b>207</b>
		žene	<b>1191</b>	<b>157</b>	-	<b>1</b>	<b>58</b>
10	Vađenje uglja / ugljena i treseta	svoga	12212	608	9	27	150
		žene	863	125	-	1	40
11	Vađenje sirove nafte i zemnog gasa; uslužne djelatnosti vezane za vađenje nafte i gasa, osim istraživačkih radova	svoga	-	-	-	-	-
		žene	-	-	-	-	-
12	Vađenje ruda urana i torijuma	svoga	-	-	-	-	-
		žene	-	-	-	-	-
13	Vađenje ruda metala	svoga	397	18	-	1	4
		žene	31	4	-	-	1
14	Vađenje ostalih ruda i kamena	svoga	2499	143	3	8	53
		žene	297	28	-	-	17
<b>D</b>	<b>Prerađivačka industrija</b>	svoga	<b>82801</b>	<b>4154</b>	<b>8</b>	<b>64</b>	<b>1822</b>
		žene	<b>25943</b>	<b>1405</b>	<b>1</b>	<b>10</b>	<b>632</b>
15	Proizvodnja hrane i pića	svoga	11319	606	2	19	285
		žene	4114	259	-	6	118
16	Proizvodnja duhanskih proizvoda	svoga	722	80	-	-	38
		žene	286	30	-	-	14
17	Proizvodnja tekstila	svoga	4480	61	-	-	82
		žene	3061	15	-	-	36

**OBRAZOVANJA I DJELATNOSTIMA, MART/OŽUJAK 2008.**  
**QUALIFICATIONS AND ACTIVITIES, MARCH 2008.**

<b>SSS</b> <i>Secondary</i>	<b>NSS</b> <i>Elementary</i>	<b>VKV</b> <i>Highly skilled</i>	<b>KV</b> <i>Skilled</i>	<b>PKV</b> <i>Semi-skilled</i>	<b>NKV</b> <i>Unskilled</i>		
<b>146836</b>	<b>13431</b>	<b>16715</b>	<b>73317</b>	<b>10936</b>	<b>25314</b>	<i>all</i>	<b>TOTAL</b>
<b>63795</b>	<b>6669</b>	<b>1160</b>	<b>13865</b>	<b>3196</b>	<b>10341</b>	<i>women</i>	
<b>2785</b>	<b>600</b>	<b>69</b>	<b>1623</b>	<b>400</b>	<b>1027</b>	<i>all</i>	<i>Agriculture, hunting and forestry</i>
<b>605</b>	<b>67</b>	<b>5</b>	<b>97</b>	<b>37</b>	<b>167</b>	<i>women</i>	
810	112	29	412	46	345	<i>all</i>	<i>Agriculture, hunting and</i>
269	47	2	78	24	106	<i>women</i>	<i>corresponding service</i>
1975	488	40	1211	354	682	<i>all</i>	<i>Forestry and corresponding</i>
336	20	3	19	13	61	<i>women</i>	<i>service</i>
<b>78</b>	<b>17</b>	<b>1</b>	<b>10</b>	-	<b>21</b>	<i>all</i>	<i>Fishing</i>
<b>33</b>	<b>3</b>	-	<b>2</b>	-	<b>6</b>	<i>women</i>	
78	17	1	10	-	21	<i>all</i>	<i>Fishing, operation of fish</i>
33	3	-	2	-	6	<i>women</i>	<i>hatcheries and fish farms; service incidental to fishing</i>
<b>3653</b>	<b>234</b>	<b>1436</b>	<b>5814</b>	<b>906</b>	<b>2089</b>	<i>all</i>	<i>Mining</i>
<b>682</b>	<b>21</b>	<b>12</b>	<b>122</b>	<b>39</b>	<b>100</b>	<i>women</i>	
2614	62	1182	4975	804	1817	<i>all</i>	<i>Mining of coal and peat</i>
497	12	10	79	32	68	<i>women</i>	
-	-	-	-	-	-	<i>all</i>	<i>Extraction of crude petroleum</i>
-	-	-	-	-	-	<i>women</i>	<i>and natural gas</i>
-	-	-	-	-	-	<i>all</i>	<i>Mining of uranium and thorium</i>
-	-	-	-	-	-	<i>women</i>	
116	21	3	159	21	55	<i>all</i>	<i>Mining of metal ore</i>
13	-	-	7	-	6	<i>women</i>	
923	151	251	680	81	217	<i>all</i>	<i>Other mining and quarrying</i>
172	9	2	36	7	26	<i>women</i>	
<b>27956</b>	<b>3844</b>	<b>4676</b>	<b>26906</b>	<b>5181</b>	<b>8262</b>	<i>all</i>	<i>Manufacturing</i>
<b>9878</b>	<b>1677</b>	<b>294</b>	<b>6375</b>	<b>2320</b>	<b>3362</b>	<i>women</i>	
4883	476	267	2966	299	1537	<i>all</i>	<i>Manufacture of food and</i>
1989	182	32	771	65	698	<i>women</i>	<i>beverages</i>
207	5	58	124	22	188	<i>all</i>	<i>Manufacture of tobacco products</i>
83	2	-	27	8	122	<i>women</i>	
1347	955	108	1249	138	540	<i>all</i>	<i>Manufacture of textiles</i>
732	691	77	932	108	470	<i>women</i>	

**1. FEDERACIJA BOSNE I HERCEGOVINE**  
*FEDERATION OF BOSNIA AND HERZEGOVINA*

**1.5 ZAPOSLENI PREMA STEPENU/STUPNJU STRUČNOG**  
*EMPLOYED ACCORDING TO PROFESSIONAL*

		UKUPNO <i>TOTAL</i>	V S S <i>University</i>			VŠS <i>Higher</i>
			svoga <i>all</i>	doktori <i>doctors</i>	magistri <i>masters</i>	
18 Proizvodnja odjeće; dorada i bojenje krzna	svoga	6122	76	-	1	84
	žene	4864	23	-	-	40
19 Prerada kože, izrada galanterije i obuće	svoga	6048	53	-	-	68
	žene	4013	18	-	-	28
20 Prerada drveta/drva i proizvodnja proizvoda od drveta/drva osim namještaja	svoga	8269	147	1	1	153
	žene	1076	31	-	-	33
21 Proizvodnja celuloze, papira i proizvoda od papira	svoga	1251	81	1	1	25
	žene	277	29	-	-	9
22 Izdavačka i štamparska/ tiskarska djelatnost	svoga	2721	418	1	4	112
	žene	1095	224	-	-	46
23 Proizvodnja koksa, naftnih derivata i nuklearnog goriva	svoga	1213	89	-	-	17
	žene	195	29	-	-	8
24 Proizvodnja hemikalija/kemikalija i hemijskih / kemijskih proizvoda	svoga	3191	492	-	10	87
	žene	1099	247	-	-	36
25 Proizvodnja proizvoda od gume i plastičnih masa	svoga	2451	110	-	1	122
	žene	550	20	-	-	39
26 Proizvodnja ostalih nemetalnih mineralnih proizvoda	svoga	4486	236	-	3	87
	žene	539	69	-	-	39
27 Proizvodnja metala	svoga	3485	274	3	7	71
	žene	352	88	1	-	20
28 Proizvodnja proizvoda od metala, osim mašina/strojeva i opreme	svoga	11288	506	-	5	216
	žene	1124	122	-	2	63
29 Proizvodnja mašina/strojeva i uređaja d. n.	svoga	4791	287	-	3	109
	žene	679	48	-	1	27
30 Proizvodnja kancelarijskih mašina /strojeva i računara/računala	svoga	595	114	-	1	49
	žene	159	30	-	-	15
31 Proizvodnja električnih mašina/ strojeva i aparata, d. n.	svoga	1531	127	-	-	64
	žene	397	18	-	-	21
32 Proizvodnja radiotelevizijskih i komunikacijskih aparata i opreme	svoga	56	5	-	-	6
	žene	22	2	-	-	1
33 Proizvodnja medicinsk.preciznih, optičkih instrumenata, satova	svoga	542	42	-	1	12
	žene	337	14	-	-	2

**OBRAZOVANJA I DJELATNOSTIMA, MART/OŽUJAK 2008.**  
**QUALIFICATIONS AND ACTIVITIES, MARCH 2008.**

**nastavak**  
*continued*

<b>SSS</b> <i>Secondary</i>	<b>NSS</b> <i>Elementary</i>	<b>VKV</b> <i>Highly skilled</i>	<b>KV</b> <i>Skilled</i>	<b>PKV</b> <i>Semi-skilled</i>	<b>NKV</b> <i>Unskilled</i>		
1774	310	67	2075	799	937	<i>all</i>	<i>Manufacture of clothing;</i>
1401	280	23	1558	761	778	<i>women</i>	<i>dressing and dyeing of fur</i>
1438	228	112	2661	907	581	<i>all</i>	<i>Processing of leather,</i>
976	131	68	1803	616	373	<i>women</i>	<i>manufacture of haberdashery and footwear</i>
2888	548	190	2533	491	1319	<i>all</i>	<i>Processing of wood and</i>
457	44	5	215	72	219	<i>women</i>	<i>manufacture of wood products except furniture</i>
280	24	217	430	116	78	<i>all</i>	<i>Manufacture of pulp, paper and</i>
99	17	7	45	27	44	<i>women</i>	<i>paper products</i>
1441	79	110	384	84	93	<i>all</i>	<i>Publishing, printing and</i>
592	46	22	66	55	44	<i>women</i>	<i>reproduction of recorded media</i>
354	17	170	364	78	124	<i>all</i>	<i>Manufacture of coke, refined</i>
107	6	11	23	4	7	<i>women</i>	<i>petroleum products and nuclear fuel</i>
1023	59	332	733	237	228	<i>all</i>	<i>Manufacture of chemicals</i>
427	24	2	145	135	83	<i>women</i>	<i>and chemical products</i>
1378	61	79	563	16	122	<i>all</i>	<i>Manufacture of rubber and</i>
378	12	7	61	2	31	<i>women</i>	<i>plastic products</i>
1503	183	209	1536	159	573	<i>all</i>	<i>Manufacture of other non-metallic</i>
297	24	1	53	12	44	<i>women</i>	<i>mineral products</i>
1120	45	375	1203	175	222	<i>all</i>	<i>Manufacture of basic metals</i>
177	10	8	21	9	19	<i>women</i>	
3038	277	1311	4665	716	559	<i>all</i>	<i>Manufacture of metal products</i>
584	46	11	108	143	47	<i>women</i>	<i>except machine and equipment</i>
1002	90	683	2022	323	275	<i>all</i>	<i>Manufacture of machinery and</i>
299	35	8	110	60	92	<i>women</i>	<i>equipment, n.e.c.</i>
379	37	5	8	-	3	<i>all</i>	<i>Manufacture of office</i>
102	8	2	1	-	1	<i>women</i>	<i>equipment and computers</i>
460	116	118	491	42	113	<i>all</i>	<i>Manufacture of electrical</i>
153	37	-	58	30	80	<i>women</i>	<i>machinery and apparatus n.e.c.</i>
33	6	-	4	1	1	<i>all</i>	<i>Manufacture of radio TV and</i>
15	1	-	1	1	1	<i>women</i>	<i>communication equipment and apparatus</i>
284	6	38	34	23	103	<i>all</i>	<i>Manufacture of medical, precision</i>
205	6	5	3	3	99	<i>women</i>	<i>and optical instruments, watches</i>

**1. FEDERACIJA BOSNE I HERCEGOVINE**  
*FEDERATION OF BOSNIA AND HERZEGOVINA*

**1.5 ZAPOSLENI PREMA STEPENU/STUPNJU STRUČNOG**  
*EMPLOYED ACCORDING TO PROFESSIONAL*

		UKUPNO <i>TOTAL</i>	V S S <i>University</i>			VŠS <i>Higher</i>	
			svega <i>all</i>	doktori <i>doctors</i>	magistri <i>masters</i>		
34	Proizvodnja motornih vozila, prikolica i poluprikolica	svega	1824	166	-	3	29
		žene	401	39	-	-	7
35	Proizvodnja ostalih prijevoznih sredstava	svega	427	17	-	-	7
		žene	56	3	-	-	-
36	Proizvodnja namještaja, prerađivačka industrija, d.n.	svega	5512	140	-	2	78
		žene	1168	41	-	1	21
37	Reciklaža	svega	477	27	-	2	21
		žene	79	6	-	-	9
E	Snabdjevanje/opskrba električ. energijom, gasom/plinom i vodom	svega	<b>13111</b>	<b>1630</b>	<b>10</b>	<b>54</b>	<b>520</b>
		žene	<b>2480</b>	<b>523</b>	-	<b>13</b>	<b>182</b>
40	Snabdjevanje / opskrba elektr. energijom, gasom/plinom, parom i toplom vodom	svega	8696	1290	9	49	352
		žene	1754	399	-	12	120
41	Sakupljanje, prečišćavanje i distribucija vode	svega	4415	340	1	5	168
		žene	726	124	-	1	62
F	Građevinarstvo	svega	<b>24941</b>	<b>1202</b>	<b>4</b>	<b>14</b>	<b>702</b>
		žene	<b>2219</b>	<b>322</b>	-	<b>3</b>	<b>184</b>
45	Građevinarstvo	svega	24941	1202	4	14	702
		žene	2219	322	-	3	184
G	Trgovina na veliko i malo; popravak motornih vozila i motocikla, te predmeta za ličnu/osobnu upotr./ uporabu i domać./kućanstvo	svega	<b>57753</b>	<b>3340</b>	<b>16</b>	<b>147</b>	<b>1681</b>
		žene	<b>25901</b>	<b>1613</b>	<b>4</b>	<b>96</b>	<b>774</b>
50	Trgovina motornim vozilima i motociklima, održavanje i popravak motornih vozila i motocikla; trgovina na malo gorivima	svega	6854	488	-	7	288
		žene	1296	121	-	-	90
51	Trgovina na veliko i posredovanje u trgovini, osim trgovine motornim vozilima i motociklima	svega	30290	1836	16	78	944
		žene	12463	810	4	47	460
52	Trgovina na malo, osim trgovine motornim vozilima i motociklima; popravak predmeta za ličnu /osobnu upotrebu/uporabu i domaćinstva/kućanstva	svega	20609	1016	-	62	449
		žene	12142	682	-	49	224
H	Ugostiteljstvo	svega	<b>5107</b>	<b>190</b>	-	<b>1</b>	<b>190</b>
		žene	<b>2609</b>	<b>93</b>	-	-	<b>78</b>
55	Ugostiteljstvo	svega	5107	190	-	1	190
		žene	2609	93	-	-	78

**OBRAZOVANJA I DJELATNOSTIMA, MART/OŽUJAK 2008.**  
**QUALIFICATIONS AND ACTIVITIES, MARCH 2008.**

**nastavak**  
*continued*

<b>SSS</b> <i>Secondary</i>	<b>NSS</b> <i>Elementary</i>	<b>VKV</b> <i>Highly skilled</i>	<b>KV</b> <i>Skilled</i>	<b>PKV</b> <i>Semi-skilled</i>	<b>NKV</b> <i>Unskilled</i>		
409	27	91	825	213	64	<i>all</i>	<i>Manufacture of motor vehicles, trailers, semi-trailers</i>
121	10	1	55	150	18	<i>women</i>	
134	11	37	192	9	20	<i>all</i>	<i>Manufacture of other means of transportation</i>
36	-	-	14	2	1	<i>women</i>	
2396	219	90	1750	297	542	<i>all</i>	<i>Manufacture of furniture, manufacturing n.e.c.</i>
599	54	4	303	55	91	<i>women</i>	
185	65	9	94	36	40	<i>all</i>	<i>Recycling</i>
49	11	-	2	2	-	<i>women</i>	
<b>3612</b>	<b>303</b>	<b>2678</b>	<b>2790</b>	<b>462</b>	<b>1116</b>	<i>all</i>	<i>Electricity, gas and water supply</i>
<b>1351</b>	<b>53</b>	<b>18</b>	<b>127</b>	<b>90</b>	<b>136</b>	<i>women</i>	
2412	66	2338	1574	308	356	<i>all</i>	<i>Electricity, gas, steam and hot water supply</i>
927	20	18	94	82	94	<i>women</i>	
1200	237	340	1216	154	760	<i>all</i>	<i>Gathering, refining and distribution water</i>
424	33	-	33	8	42	<i>women</i>	
<b>8435</b>	<b>1060</b>	<b>1659</b>	<b>8017</b>	<b>1390</b>	<b>2476</b>	<i>all</i>	<i>Construction</i>
<b>1373</b>	<b>99</b>	<b>12</b>	<b>112</b>	<b>25</b>	<b>92</b>	<i>women</i>	
8435	1060	1659	8017	1390	2476	<i>all</i>	<i>Construction</i>
1373	99	12	112	25	92	<i>women</i>	
<b>35146</b>	<b>1679</b>	<b>1455</b>	<b>11864</b>	<b>527</b>	<b>2061</b>	<i>all</i>	<i>Wholesale and retail trade; motorcycles and personal and household goods</i>
<b>16964</b>	<b>741</b>	<b>390</b>	<b>4556</b>	<b>58</b>	<b>805</b>	<i>women</i>	
3631	218	325	1694	55	155	<i>all</i>	<i>Sale, maintenance and repair of and motorcycles; retail sale of automotive fuel</i>
905	52	-	90	1	37	<i>women</i>	
17762	965	782	6416	414	1171	<i>all</i>	<i>Wholesale trade and commission trade, except of motor vehicles and motorcycles</i>
7761	417	218	2404	32	361	<i>women</i>	
13753	496	348	3754	58	735	<i>all</i>	<i>Retail trade, except of motor vehicles and motorcycles; repair of personal and household goods</i>
8298	272	172	2062	25	407	<i>women</i>	
<b>1986</b>	<b>299</b>	<b>414</b>	<b>1416</b>	<b>81</b>	<b>531</b>	<i>all</i>	<i>Catering trades</i>
<b>1054</b>	<b>226</b>	<b>118</b>	<b>665</b>	<b>58</b>	<b>317</b>	<i>women</i>	
1986	299	414	1416	81	531	<i>all</i>	<i>Catering trades</i>
1054	226	118	665	58	317	<i>women</i>	

**1. FEDERACIJA BOSNE I HERCEGOVINE**  
**FEDERATION OF BOSNIA AND HERZEGOVINA**

**1.5 ZAPOSLENI PREMA STEPENU/STUPNJU STRUČNOG**  
**EMPLOYED ACCORDING TO PROFESSIONAL**

			UKUPNO <i>TOTAL</i>	V S S <i>University</i>			VŠS <i>Higher</i>
				svoga <i>all</i>	doktori <i>doctors</i>	magistri <i>masters</i>	
<b>I</b>	Saobraćaj/Promet, skladišt. i veze	svoga	<b>25745</b>	<b>2162</b>	<b>8</b>	<b>38</b>	<b>1469</b>
		žene	<b>5486</b>	<b>793</b>	-	<b>8</b>	<b>531</b>
60	Kopneni prijevoz; cjevovodni trans.	svoga	14987	608	3	7	421
		žene	1986	208	-	1	107
61	Pomorski i riječni prijevoz	svoga	-	-	-	-	-
		žene	-	-	-	-	-
62	Zračni prijevoz	svoga	116	21	-	-	17
		žene	47	5	-	-	3
63	Prateće i pomoćne djelatnosti u prijevozu; djelat. putničkih agencija	svoga	2365	202	1	4	182
		žene	752	78	-	2	70
64	Poštanske aktivnosti i telekomunikacije	svoga	8277	1331	4	27	849
		žene	2701	502	-	5	351
<b>J</b>	Finans./Financijsko posredovanje	svoga	<b>9560</b>	<b>3415</b>	<b>4</b>	<b>47</b>	<b>938</b>
		žene	<b>6251</b>	<b>2127</b>	-	<b>17</b>	<b>627</b>
65	Finans./Financijsko posredovanje, osim osiguranja i penzijskih /mirovinskih fondova	svoga	7371	2783	4	42	734
		žene	5076	1824	-	16	537
66	Osiguranje i penzijski/mirovinski fondovi, osim obavezn./obveznog socijalnog osiguranja	svoga	1924	514	-	5	181
		žene	1023	233	-	1	81
67	Pomoćne djelatnosti u finansijsk./financijskom posredovanju	svoga	265	118	-	-	23
		žene	152	70	-	-	9
<b>K</b>	Poslovanje nekretninama, iznajmljivanje i poslovne usluge	svoga	<b>13909</b>	<b>3178</b>	<b>35</b>	<b>102</b>	<b>750</b>
		žene	<b>4883</b>	<b>1305</b>	<b>7</b>	<b>29</b>	<b>353</b>
70	Poslovanje nekretninama	svoga	1028	128	-	-	50
		žene	409	56	-	-	26
71	Iznajmljivanje mašina/strojeva i opreme, bez rukovaoca; iznajmljivanje predmeta za ličnu/ osobnu upotrebu/uporabu i domaćinstvo/kućanstvo	svoga	219	25	-	-	4
		žene	74	16	-	-	2
72	Računarske/Računalne i srodne aktivnosti	svoga	1191	355	2	12	88
		žene	365	130	-	5	26
73	Istraživanje i razvoj	svoga	1220	333	19	37	47
		žene	470	149	5	15	17
74	Ostale poslovne djelatnosti	svoga	10251	2337	14	53	561
		žene	3565	954	2	9	282

**OBRAZOVANJA I DJELATNOSTIMA, MART/OŽUJAK 2008.**  
**QUALIFICATIONS AND ACTIVITIES, MARCH 2008.**

**nastavak**  
*continued*

<b>SSS</b> <i>Secondary</i>	<b>NSS</b> <i>Elementary</i>	<b>VKV</b> <i>Highly skilled</i>	<b>KV</b> <i>Skilled</i>	<b>PKV</b> <i>Semi-skilled</i>	<b>NKV</b> <i>Unskilled</i>		
<b>10209</b>	<b>1036</b>	<b>1952</b>	<b>7159</b>	<b>948</b>	<b>810</b>	<i>all</i>	<i>Transport, storage and communication</i>
<b>3178</b>	<b>394</b>	<b>48</b>	<b>290</b>	<b>19</b>	<b>233</b>	<i>women</i>	
5432	432	1043	5539	859	653	<i>all</i>	<i>Land transport, transport via pipelines</i>
1150	140	16	163	18	184	<i>women</i>	
-	-	-	-	-	-	<i>all</i>	<i>Water transport</i>
-	-	-	-	-	-	<i>women</i>	
63	-	3	8	1	3	<i>all</i>	<i>Air transport</i>
36	-	-	1	-	2	<i>women</i>	
1396	91	56	389	20	29	<i>all</i>	<i>Supporting and auxiliary transport activities; activit. of travel agencies</i>
515	38	-	37	-	14	<i>women</i>	
3318	513	850	1223	68	125	<i>all</i>	<i>Post and telecommunitacions</i>
1477	216	32	89	1	33	<i>women</i>	
<b>4907</b>	<b>86</b>	<b>47</b>	<b>118</b>	<b>2</b>	<b>47</b>	<i>all</i>	<i>Finacial intermediation</i>
<b>3333</b>	<b>76</b>	<b>7</b>	<b>39</b>	<b>-</b>	<b>42</b>	<i>women</i>	
3651	54	32	78	1	38	<i>all</i>	<i>Finacial intermediation, except insurance and pension funding</i>
2607	45	2	28	-	33	<i>women</i>	
1139	29	11	40	1	9	<i>all</i>	<i>Insurance and pension funding, except compulsory social security</i>
656	28	5	11	-	9	<i>women</i>	
117	3	4	-	-	-	<i>all</i>	<i>Activities auxiliary to financial intermediation</i>
70	3	-	-	-	-	<i>women</i>	
<b>6914</b>	<b>875</b>	<b>330</b>	<b>1390</b>	<b>68</b>	<b>404</b>	<i>all</i>	<i>Real estate, renting and business activities</i>
<b>2207</b>	<b>569</b>	<b>32</b>	<b>162</b>	<b>36</b>	<b>219</b>	<i>women</i>	
359	128	26	208	22	107	<i>all</i>	<i>Real estate activities</i>
146	57	1	40	6	77	<i>women</i>	
152	3	16	10	-	9	<i>all</i>	<i>Renting of machinery and equipment without operator and of personal and household goods</i>
42	-	5	-	-	9	<i>women</i>	
669	28	8	39	-	4	<i>all</i>	<i>Computer and related activities</i>
185	14	2	5	-	3	<i>women</i>	
375	268	55	72	-	70	<i>all</i>	<i>Research and development</i>
149	94	6	21	-	34	<i>women</i>	
5359	448	225	1061	46	214	<i>all</i>	<i>Other business activites</i>
1685	404	18	96	30	96	<i>women</i>	

**1. FEDERACIJA BOSNE I HERCEGOVINE**  
*FEDERATION OF BOSNIA AND HERZEGOVINA*

**1.5 ZAPOSLENI PREMA STEPENU/STUPNJU STRUČNOG**  
*EMPLOYED ACCORDING TO PROFESSIONAL*

			UKUPNO <i>TOTAL</i>	V S S <i>University</i>			VŠS <i>Higher</i>
				svoga <i>all</i>	doktori <i>doctors</i>	magistri <i>masters</i>	
L	Javna uprava i odbrana/obrana; obavez./obvezno socij.osiguranje	svoga	36655	10762	20	49	3561
		žene	15069	5018	3	8	1408
75	Javna uprava i odbrana/obrana; obavez./obvezno socij.osiguranje	svoga	36655	10762	20	49	3561
		žene	15069	5018	3	8	1408
M	Obrazovanje	svoga	35143	13427	616	414	11770
		žene	22815	8006	164	180	8181
80	Obrazovanje	svoga	35143	13427	616	414	11770
		žene	22815	8006	164	180	8181
N	Zdravstvena i socijalna zaštita/skrb	svoga	26731	5948	340	210	1956
		žene	19168	3686	150	116	1479
85	Zdravstvena i socijalna zaštita/skrb	svoga	26731	5948	340	210	1956
		žene	19168	3686	150	116	1479
O	Ostale javne, društvene, socijalne i lične/osobne uslužne djelatnosti	svoga	11392	1779	4	26	516
		žene	4710	928	1	13	258
90	Uklanjanje otpadnih voda, odvoz smeća i slične djelatnosti	svoga	2814	107	-	-	65
		žene	274	38	-	-	22
91	Djelatnost organizacija na bazi učlanjenja, d.n.	svoga	713	324	-	5	43
		žene	324	133	-	2	25
92	Rekreativne, kulturne i sportske/ športske djelatnosti	svoga	7165	1321	4	21	377
		žene	3862	743	1	11	203
93	Ostale uslužne djelatnosti	svoga	700	27	-	-	31
		žene	250	14	-	-	8

**OBRAZOVANJA I DJELATNOSTIMA, MART/OŽUJAK 2008.**  
**QUALIFICATIONS AND ACTIVITIES, MARCH 2008.**

**nastavak**  
*continued*

<b>SSS</b> <i>Secondary</i>	<b>NSS</b> <i>Elementary</i>	<b>VKV</b> <i>Highly skilled</i>	<b>KV</b> <i>Skilled</i>	<b>PKV</b> <i>Semi-skilled</i>	<b>NKV</b> <i>Unskilled</i>		
<b>17941</b>	<b>884</b>	<b>427</b>	<b>2338</b>	<b>139</b>	<b>603</b>	<i>all</i>	<i>Public administration and defence;</i>
<b>7005</b>	<b>729</b>	<b>18</b>	<b>290</b>	<b>97</b>	<b>504</b>	<i>women</i>	<i>compulsory social security</i>
17941	884	427	2338	139	603	<i>all</i>	<i>Public administration and defence;</i>
7005	729	18	290	97	504	<i>women</i>	<i>compulsory social security</i>
<b>4660</b>	<b>1232</b>	<b>704</b>	<b>902</b>	<b>127</b>	<b>2321</b>	<i>all</i>	<i>Education</i>
<b>3075</b>	<b>1077</b>	<b>123</b>	<b>277</b>	<b>83</b>	<b>1993</b>	<i>women</i>	
4660	1232	704	902	127	2321	<i>all</i>	<i>Education</i>
3075	1077	123	277	83	1993	<i>women</i>	
<b>13136</b>	<b>749</b>	<b>566</b>	<b>1422</b>	<b>459</b>	<b>2495</b>	<i>all</i>	<i>Health and social welfare</i>
<b>10325</b>	<b>636</b>	<b>61</b>	<b>431</b>	<b>314</b>	<b>2236</b>	<i>women</i>	
13136	749	566	1422	459	2495	<i>all</i>	<i>Health and social welfare</i>
10325	636	61	431	314	2236	<i>women</i>	
<b>5418</b>	<b>533</b>	<b>301</b>	<b>1548</b>	<b>246</b>	<b>1051</b>	<i>all</i>	<i>Other community, social and</i>
<b>2732</b>	<b>301</b>	<b>22</b>	<b>320</b>	<b>20</b>	<b>129</b>	<i>women</i>	<i>personal service activities</i>
535	119	127	825	155	881	<i>all</i>	<i>Sewage and refuse disposal,</i>
150	8	2	12	7	35	<i>women</i>	<i>sanitation and similar activities</i>
250	69	7	12	2	6	<i>all</i>	<i>Activities of membership</i>
110	50	-	-	1	5	<i>women</i>	<i>organizations n.e.c.</i>
4318	343	113	552	16	125	<i>all</i>	<i>Recreational, cultural and</i>
2336	242	13	231	8	86	<i>women</i>	<i>sporting activities</i>
315	2	54	159	73	39	<i>all</i>	<i>Other service activities</i>
136	1	7	77	4	3	<i>women</i>	

1.6 ZAPOSLENI PREMA INTERVALIMA STAROSTI  
EMPLOYED ACCORDING TO AGE

		UKUPNO TOTAL	do 19 to 19	20-24	25-29	30-34	35-39
UKUPNO	svoga	365418	381	19859	42398	48943	51127
	žene	139994	185	6972	17741	19941	19591
A Poljoprivreda, lov i šumarstvo	svoga	7322	4	196	564	739	973
	žene	1220	-	37	95	89	153
O1 Poljoprivreda, lov i odgovarajuće uslužne djelatnosti	svoga	2012	4	51	168	196	197
	žene	602	-	19	57	39	62
O2 Šumarstvo i šumarske usluge	svoga	5310	-	145	396	543	776
	žene	618	-	18	38	50	91
B Ribarstvo	svoga	140	-	3	20	28	22
	žene	49	-	-	7	11	11
O5 Ribarstvo, mrijestilišta i ribnjaci; usluge u ribarstvu	svoga	140	-	3	20	28	22
	žene	49	-	-	7	11	11
C Rudarstvo	svoga	15108	1	404	1011	1434	1940
	žene	1191	-	13	69	92	109
10 Vađenje uglja / ugljena i treseta	svoga	12212	1	322	735	1125	1567
	žene	863	-	9	37	54	80
11 Vađenje sirove nafte i zemnog gas uslužne djelatnosti vezane za vađenje nafte i gasa, osim istraživačkih radova	svoga	-	-	-	-	-	-
	žene	-	-	-	-	-	-
12 Vađenje ruda urana i torijuma	svoga	-	-	-	-	-	-
	žene	-	-	-	-	-	-
13 Vađenje ruda metala	svoga	397	-	2	28	59	50
	žene	31	-	-	2	3	2
14 Vađenje ostalih ruda i kamena	svoga	2499	-	80	248	250	323
	žene	297	-	4	30	35	27
D Prerađivačka industrija	svoga	82801	108	6827	10657	10130	10285
	žene	25943	58	2013	3536	3536	3566
15 Proizvodnja hrane i pića	svoga	11319	1	760	1711	1627	1590
	žene	4114	-	191	584	550	634
16 Proizvodnja duhanskih proizvoda	svoga	722	-	21	39	45	40
	žene	286	-	3	6	12	17
17 Proizvodnja tekstila	svoga	4480	2	416	735	773	563
	žene	3061	-	287	541	509	403

I DJELATNOSTIMA, MART/OŽUJAK 2008.  
AND ACTIVITIES, MARCH 2008.

40-44	45-49	50-54	55-59	60-64	65 i više 65 and over		
<b>57717</b>	<b>59842</b>	<b>45949</b>	<b>28430</b>	<b>9624</b>	<b>1148</b>	<i>all</i>	<b>TOTAL</b>
<b>21847</b>	<b>23141</b>	<b>17141</b>	<b>9894</b>	<b>3235</b>	<b>306</b>	<i>women</i>	
<b>1393</b>	<b>1483</b>	<b>1086</b>	<b>657</b>	<b>211</b>	<b>16</b>	<i>all</i>	<i>Agriculture, hunting and forestry</i>
<b>276</b>	<b>269</b>	<b>190</b>	<b>90</b>	<b>19</b>	<b>2</b>	<i>women</i>	
355	406	333	208	85	9	<i>all</i>	<i>Agriculture, hunting and</i>
134	135	95	50	11	-	<i>women</i>	<i>corresponding service</i>
1038	1077	753	449	126	7	<i>all</i>	<i>Forestry and corresponding</i>
142	134	95	40	8	2	<i>women</i>	<i>service</i>
<b>26</b>	<b>16</b>	<b>10</b>	<b>11</b>	<b>3</b>	<b>1</b>	<i>all</i>	<i>Fishing</i>
<b>12</b>	<b>4</b>	<b>3</b>	<b>1</b>	<b>-</b>	<b>-</b>	<i>women</i>	
26	16	10	11	3	1	<i>all</i>	<i>Fishing, operation of fish</i>
12	4	3	1	-	-	<i>women</i>	<i>hatcheries and fish farms; service incidental to fishing</i>
<b>3243</b>	<b>3679</b>	<b>2082</b>	<b>1061</b>	<b>250</b>	<b>3</b>	<i>all</i>	<i>Mining</i>
<b>223</b>	<b>291</b>	<b>256</b>	<b>112</b>	<b>26</b>	<b>-</b>	<i>women</i>	
2661	3068	1702	837	192	2	<i>all</i>	<i>Mining of coal and peat</i>
180	226	198	72	7	-	<i>women</i>	
-	-	-	-	-	-	<i>all</i>	<i>Extraction of crude petroleum</i>
-	-	-	-	-	-	<i>women</i>	<i>and natural gas</i>
-	-	-	-	-	-	<i>all</i>	<i>Mining of uranium and thorium</i>
-	-	-	-	-	-	<i>women</i>	
65	101	53	36	3	-	<i>all</i>	<i>Mining of metal ore</i>
6	11	4	3	-	-	<i>women</i>	
517	510	327	188	55	1	<i>all</i>	<i>Other mining and quarrying</i>
37	54	54	37	19	-	<i>women</i>	
<b>13388</b>	<b>14209</b>	<b>10538</b>	<b>5504</b>	<b>1043</b>	<b>112</b>	<i>all</i>	<i>Manufacturing</i>
<b>4465</b>	<b>4579</b>	<b>2961</b>	<b>1077</b>	<b>136</b>	<b>16</b>	<i>women</i>	
1818	1665	1187	736	173	51	<i>all</i>	<i>Manufacture of food and</i>
755	727	428	203	31	11	<i>women</i>	<i>beverages</i>
87	172	152	135	29	2	<i>all</i>	<i>Manufacture of tobacco products</i>
36	65	86	50	11	-	<i>women</i>	
806	672	347	131	32	3	<i>all</i>	<i>Manufacture of textiles</i>
562	467	245	42	5	-	<i>women</i>	

1.6 ZAPOSLENI PREMA INTERVALIMA STAROSTI  
EMPLOYED ACCORDING TO AGE

		UKUPNO TOTAL	do 19 to 19	20-24	25-29	30-34	35-39
18 Proizvodnja odjeće; dorada i bojenje krzna	svoga	6122	22	723	846	956	957
	žene	4864	19	605	690	753	735
19 Prerada kože, izrada galanterije i obuće	svoga	6048	34	616	858	844	967
	žene	4013	30	416	558	602	680
20 Prerada drveta/drva i proizvodnja proizvoda od drveta/drva osim namještaja	svoga	8269	20	710	1089	1194	1280
	žene	1076	-	63	98	132	159
21 Proizvodnja celuloze, papira i proizvoda od papira	svoga	1251	-	82	107	64	57
	žene	277	-	12	14	8	15
22 Izdavačka i štamparska/ tiskarska djelatnost	svoga	2721	-	189	358	391	354
	žene	1095	-	43	146	178	141
23 Proizvodnja koksa, naftnih derivata i nuklearnog goriva	svoga	1213	1	58	61	74	58
	žene	195	-	2	10	8	7
24 Proizvodnja hemikalija/kemikalija i hemijskih / kemijskih proizvoda	svoga	3191	11	143	314	301	249
	žene	1099	9	42	129	111	103
25 Proizvodnja proizvoda od gume i plastičnih masa	svoga	2451	1	257	440	387	318
	žene	550	-	53	98	85	73
26 Proizvodnja ostalih nemetalnih mineralnih proizvoda	svoga	4486	1	204	488	489	628
	žene	539	-	17	67	60	56
27 Proizvodnja metala	svoga	3485	-	175	286	282	279
	žene	352	-	7	14	30	29
28 Proizvodnja proizvoda od metala, osim mašina/strojeva i opreme	svoga	11288	1	910	1159	1064	1322
	žene	1124	-	36	111	123	125
29 Proizvodnja mašina/strojeva i uređaja d. n.	svoga	4791	1	393	406	421	418
	žene	679	-	76	48	76	77
30 Proizvodnja kancelarijskih mašina /strojeva i računara/računala	svoga	595	-	69	185	129	81
	žene	159	-	9	28	35	34
31 Proizvodnja električnih mašina/ strojeva i aparata, d. n.	svoga	1531	-	94	160	109	118
	žene	397	-	11	41	30	35
32 Proizvodnja radiotelevizijskih i komunikacijskih aparata i opreme	svoga	56	-	1	2	14	15
	žene	22	-	1	-	1	5
33 Proizvodnja medicinsk.preciznih, optičkih instrumenata, satova	svoga	542	-	40	204	81	70
	žene	337	-	28	181	44	33
34 Proizvodnja motornih vozila, prikolica i poluprikolica	svoga	1824	5	178	224	145	131
	žene	401	-	25	36	23	17

I DJELATNOSTIMA, MART/OŽUJAK 2008.  
AND ACTIVITIES, MARCH 2008.

nastavak  
continued

40-44	45-49	50-54	55-59	60-64	65 i više 65 and over		
922	782	589	274	45	6	all	Manufacture of clothing;
771	635	458	181	15	2	women	dressing and dyeing of fur
935	901	648	221	23	1	all	Processing of leather,
654	637	348	80	8	-	women	manufacture of haberdashery and footwear
1354	1197	853	479	89	4	all	Processing of wood and
245	217	122	37	3	-	women	manufacture of wood products except furniture
247	370	204	109	11	-	all	Manufacture of pulp, paper and
53	104	56	12	3	-	women	paper products
419	442	293	210	60	5	all	Publishing, printing and
179	190	130	78	10	-	women	reproduction of recorded media
206	345	222	148	36	4	all	Manufacture of coke, refined
26	71	44	25	1	1	women	petroleum products and nuclear fuel
518	647	626	319	59	4	all	Manufacture of chemicals
170	224	206	91	13	1	women	and chemical products
395	271	231	135	14	2	all	Manufacture of rubber and
125	75	29	11	1	-	women	plastic products
799	778	668	361	65	5	all	Manufacture of other non-metallic
93	127	94	22	3	-	women	mineral products
649	832	616	290	69	7	all	Manufacture of basic metals
59	91	77	38	7	-	women	
1848	2212	1743	883	142	4	all	Manufacture of metal products
172	243	226	82	6	-	women	except machine and equipment
851	1081	794	351	72	3	all	Manufacture of machinery and
123	141	91	40	7	-	women	equipment, n.e.c.
58	42	14	12	5	-	all	Manufacture of office
20	22	7	4	-	-	women	equipment and computers
219	310	335	160	26	-	all	Manufacture of electrical
54	99	107	16	4	-	women	machinery and apparatus n.e.c.
8	9	7	-	-	-	all	Manufacture of radio TV and
3	6	6	-	-	-	women	communication equipment and apparatus
45	42	34	17	9	-	all	Manufacture of medical, precision
21	15	13	2	-	-	women	and optical instruments, watches and clocks
265	413	290	136	32	5	all	Manufacture of motor vehicles,
64	139	70	24	3	-	women	trailers, semi-trailers

1.6 ZAPOSLENI PREMA INTERVALIMA STAROSTI  
EMPLOYED ACCORDING TO AGE

		UKUPNO TOTAL	do 19 to 19	20-24	25-29	30-34	35-39	
35	Proizvodnja ostalih prijevoznih sredstava	svoga	427	1	7	40	33	52
		žene	56	-	-	10	11	6
36	Proizvodnja namještaja, prerađivačka industrija, d.n.	svoga	5512	7	761	873	653	659
		žene	1168	-	83	116	147	172
37	Reciklaža	svoga	477	-	20	72	54	79
		žene	79	-	3	10	8	10
E	Snabdjevanje/opskrba električ. energijom, gasom/plinom i vodom	svoga	<b>13111</b>	<b>1</b>	<b>223</b>	<b>744</b>	<b>1080</b>	<b>1554</b>
		žene	<b>2480</b>	<b>1</b>	<b>18</b>	<b>166</b>	<b>229</b>	<b>289</b>
40	Snabdjevanje / opskrba elektr. energijom, gasom/plinom, parom i toplom vodom	svoga	8696	1	106	416	632	954
		žene	1754	1	12	104	144	209
41	Sakupljanje, prečišćavanje i distribucija vode	svoga	4415	-	117	328	448	600
		žene	726	-	6	62	85	80
F	Građevinarstvo	svoga	<b>24941</b>	<b>17</b>	<b>1736</b>	<b>3033</b>	<b>3260</b>	<b>3369</b>
		žene	<b>2219</b>	-	<b>105</b>	<b>270</b>	<b>231</b>	<b>255</b>
45	Građevinarstvo	svoga	24941	17	1736	3033	3260	3369
		žene	2219	-	105	270	231	255
G	Trgovina na veliko i malo; poprava motornih vozila i motocikla, te predmeta za ličnu/osobnu upotr./ uporabu i domać./kućanstvo	svoga	<b>57753</b>	<b>166</b>	<b>5698</b>	<b>10279</b>	<b>9972</b>	<b>8692</b>
		žene	<b>25901</b>	<b>116</b>	<b>2852</b>	<b>5077</b>	<b>4530</b>	<b>3810</b>
50	Trgovina motornim vozilima i motociklima, održavanje i popravak motornih vozila i motocikla; trgovina na malo gorivima	svoga	6854	6	437	947	1099	976
		žene	1296	-	76	184	221	155
51	Trgovina na veliko i posredovanje u trgovini, osim trgovine motornim vozilima i motociklima	svoga	30290	149	3158	5662	5121	4558
		žene	12463	108	1512	2591	2111	1715
52	Trgovina na malo, osim trgovine motornim vozilima i motociklima; popravak predmeta za ličnu /osobnu upotrebu/uporabu i domaćinstva/kućanstva	svoga	20609	11	2103	3670	3752	3158
		žene	12142	8	1264	2302	2198	1940
H	Ugostiteljstvo	svoga	<b>5107</b>	<b>22</b>	<b>331</b>	<b>532</b>	<b>604</b>	<b>727</b>
		žene	<b>2609</b>	<b>3</b>	<b>115</b>	<b>253</b>	<b>338</b>	<b>362</b>
55	Ugostiteljstvo	svoga	5107	22	331	532	604	727
		žene	2609	3	115	253	338	362
I	Saobraćaj/Promet, skladišt. i veze	svoga	<b>25745</b>	<b>3</b>	<b>738</b>	<b>2032</b>	<b>2870</b>	<b>3535</b>
		žene	<b>5486</b>	-	<b>94</b>	<b>399</b>	<b>605</b>	<b>759</b>
60	Kopneni prijevoz; cjevovodni trans	svoga	14987	2	502	1162	1587	1994
		žene	1986	-	41	123	172	271

I DJELATNOSTIMA, MART/OŽUJAK 2008.  
AND ACTIVITIES, MARCH 2008.

nastavak  
continued

40-44	45-49	50-54	55-59	60-64	65 i više 65 and over		
82	58	78	70	6	-	all	Manufacture of other means
11	10	6	2	-	-	women	of transportation
804	887	537	289	36	6	all	Manufacture of furniture,
255	257	99	33	5	1	women	manufacturing n.e.c.
53	81	70	38	10	-	all	Recycling
14	17	13	4	-	-	women	
<b>2145</b>	<b>2752</b>	<b>2315</b>	<b>1733</b>	<b>547</b>	<b>17</b>	all	Electricity, gas and water supply
<b>401</b>	<b>576</b>	<b>442</b>	<b>288</b>	<b>66</b>	<b>4</b>	women	
1410	1951	1645	1213	362	6	all	Electricity, gas, steam and hot
278	409	336	212	47	2	women	water supply
735	801	670	520	185	11	all	Gathering, refining and
123	167	106	76	19	2	women	distribution water
<b>3714</b>	<b>3776</b>	<b>3340</b>	<b>2263</b>	<b>394</b>	<b>39</b>	all	Construction
<b>358</b>	<b>434</b>	<b>363</b>	<b>183</b>	<b>20</b>	-	women	
3714	3776	3340	2263	394	39	all	Construction
358	434	363	183	20	-	women	
<b>8181</b>	<b>6930</b>	<b>4876</b>	<b>2362</b>	<b>524</b>	<b>73</b>	all	Wholesale and retail trade;
<b>3682</b>	<b>3003</b>	<b>1962</b>	<b>711</b>	<b>143</b>	<b>15</b>	women	motorcycles and personal and household goods
1033	916	879	450	100	11	all	Sale, maintenance and repair of
220	224	140	56	16	4	women	and motorcycles; retail sale of automotive fuel
4378	3508	2299	1180	243	34	all	Wholesale trade and commission
1858	1379	833	296	54	6	women	trade, except of motor vehicles and motorcycles
2770	2506	1698	732	181	28	all	Retail trade, except of motor
1604	1400	989	359	73	5	women	vehicles and motor-cycles; repair of personal and household goods
<b>920</b>	<b>874</b>	<b>702</b>	<b>315</b>	<b>66</b>	<b>14</b>	all	Catering trades
<b>491</b>	<b>487</b>	<b>387</b>	<b>142</b>	<b>24</b>	<b>7</b>	women	
920	874	702	315	66	14	all	Catering trades
491	487	387	142	24	7	women	
<b>4729</b>	<b>4916</b>	<b>3802</b>	<b>2407</b>	<b>667</b>	<b>46</b>	all	Transport, storage and
<b>976</b>	<b>1196</b>	<b>851</b>	<b>489</b>	<b>112</b>	<b>5</b>	women	communication
2740	2922	2230	1457	365	26	all	Land transport, transport
331	477	327	201	41	2	women	via pipelines

1. FEDERACIJA BOSNE I HERCEGOVINE  
FEDERATION OF BOSNIA AND HERZEGOVINA

1.6 ZAPOSLENI PREMA INTERVALIMA STAROSTI  
EMPLOYED ACCORDING TO AGE

		UKUPNO TOTAL	do 19 to 19	20-24	25-29	30-34	35-39
61	Pomorski i riječni prijevoz	svoga	-	-	-	-	-
		žene	-	-	-	-	-
62	Zračni prijevoz	svoga	116	-	6	15	14
		žene	47	-	4	9	5
63	Prateće i pomoćne djelatnosti u prijevozu; djelat. putničkih agencija	svoga	2365	-	98	271	415
		žene	752	-	17	107	145
64	Poštanske aktivnosti i telekomunikacije	svoga	8277	1	132	584	843
		žene	2701	-	32	160	277
J	Finans./Financijsko posredovanje	svoga	<b>9560</b>	-	<b>476</b>	<b>1562</b>	<b>1704</b>
		žene	<b>6251</b>	-	<b>292</b>	<b>1034</b>	<b>1104</b>
65	Finans./Financijsko posredovanje, osim osiguranja i penzijskih/mirovinskih fondova	svoga	7371	-	332	1263	1399
		žene	5076	-	213	864	914
66	Osiguranje i penzijski/mirovinski fondovi, osim obavezn./obveznog socijalnog osiguranja	svoga	1924	-	93	267	254
		žene	1023	-	49	153	151
67	Pomoćne djelatnosti u finansijsk./financijskom posredovanju	svoga	265	-	51	32	51
		žene	152	-	30	17	39
K	Poslovanje nekretninama, iznajmljivanje i poslovne usluge	svoga	<b>13909</b>	<b>14</b>	<b>910</b>	<b>1915</b>	<b>1988</b>
		žene	<b>4883</b>	<b>2</b>	<b>120</b>	<b>480</b>	<b>619</b>
70	Poslovanje nekretninama	svoga	1028	-	20	69	92
		žene	409	-	5	27	50
71	Iznajmljivanje mašina/strojeva i opreme, bez rukovaoca; iznajmljivanje predmeta za ličnu/osobnu upotrebu/uporabu i domaćinstvo/kućanstvo	svoga	219	-	18	57	23
		žene	74	-	8	4	10
72	Računarske/Računalne i srodne aktivnosti	svoga	1191	-	105	260	230
		žene	365	-	19	76	64
73	Istraživanje i razvoj	svoga	1220	5	42	107	200
		žene	470	2	14	71	44
74	Ostale poslovne djelatnosti	svoga	10251	9	725	1422	1443
		žene	3565	-	74	302	451
L	Javna uprava i odbrana/odbrana; obavez./obvezno socij.osiguranje	svoga	<b>36655</b>	<b>4</b>	<b>368</b>	<b>2086</b>	<b>4966</b>
		žene	<b>15069</b>	-	<b>129</b>	<b>912</b>	<b>1717</b>
75	Javna uprava i odbrana/odbrana; obavez./obvezno socij.osiguranje	svoga	36655	4	368	2086	4966
		žene	15069	-	129	912	1717

I DJELATNOSTIMA, MART/OŽUJAK 2008.  
AND ACTIVITIES, MARCH 2008.

nastavak  
continued

40-44	45-49	50-54	55-59	60-64	65 i više 65 and over		
-	-	-	-	-	-	all	Water transport
-	-	-	-	-	-	women	
17	15	16	6	2	-	all	Air transport
5	6	6	1	-	-	women	
345	324	270	142	64	12	all	Supporting and auxiliary transport activities; activit. of travel agencies
117	115	80	37	17	-	women	
1627	1655	1286	802	236	8	all	Post and telecommunicações
523	598	438	250	54	3	women	
<b>1076</b>	<b>1410</b>	<b>1227</b>	<b>628</b>	<b>171</b>	<b>12</b>	all	Finacial intermediation
<b>732</b>	<b>1018</b>	<b>811</b>	<b>367</b>	<b>75</b>	<b>3</b>	women	
777	1075	951	471	114	9	all	Finacial intermediation, except insurance and pension funding
560	824	679	301	59	3	women	
263	296	261	150	54	3	all	Insurance and pension funding, except compulsory social security
155	172	120	63	16	-	women	
36	39	15	7	3	-	all	Activities auxiliary to financial intermediation
17	22	12	3	-	-	women	
<b>1674</b>	<b>1925</b>	<b>1891</b>	<b>1297</b>	<b>557</b>	<b>55</b>	all	Real estate, renting and business activities
<b>699</b>	<b>870</b>	<b>780</b>	<b>541</b>	<b>167</b>	<b>8</b>	women	
163	210	186	99	41	-	all	Real estate activities
87	94	62	23	10	-	women	
40	18	18	15	-	-	all	Renting of machinery and equipment without operator and of personal and household goods
10	14	11	10	-	-	women	
142	90	95	72	27	-	all	Computer and related activities
37	35	41	35	7	-	women	
137	143	157	151	75	15	all	Research and development
70	80	48	53	24	1	women	
1192	1464	1435	960	414	40	all	Other business activites
495	647	618	420	126	7	women	
<b>6739</b>	<b>6655</b>	<b>4889</b>	<b>2902</b>	<b>1227</b>	<b>267</b>	all	Public administration and defence; compulsory social security
<b>2619</b>	<b>3271</b>	<b>2443</b>	<b>1445</b>	<b>495</b>	<b>94</b>	women	
6739	6655	4889	2902	1227	267	all	Public administration and defence; compulsory social security
2619	3271	2443	1445	495	94	women	

1.6 ZAPOSLENI PREMA INTERVALIMA STAROSTI  
EMPLOYED ACCORDING TO AGE

			UKUPNO TOTAL	do 19 to 19	20-24	25-29	30-34	35-39
<b>M</b>	Obrazovanje	svoga	<b>35143</b>	<b>7</b>	<b>536</b>	<b>4199</b>	<b>5276</b>	<b>4908</b>
		žene	<b>22815</b>	<b>4</b>	<b>342</b>	<b>3022</b>	<b>3764</b>	<b>3414</b>
80	Obrazovanje	svoga	35143	7	536	4199	5276	4908
		žene	22815	4	342	3022	3764	3414
<b>N</b>	Zdrastvena i socijalna zaštita/skrb	svoga	<b>26731</b>	<b>2</b>	<b>593</b>	<b>2347</b>	<b>3197</b>	<b>4017</b>
		žene	<b>19168</b>	-	<b>373</b>	<b>1639</b>	<b>2298</b>	<b>2829</b>
85	Zdrastvena i socijalna zaštita/skrb	svoga	26731	2	593	2347	3197	4017
		žene	19168	-	373	1639	2298	2829
<b>O</b>	Ostale javne, društvene, socijalne i lične/osobne uslužne djelatnosti	svoga	<b>11392</b>	<b>32</b>	<b>820</b>	<b>1417</b>	<b>1695</b>	<b>1576</b>
		žene	<b>4710</b>	<b>1</b>	<b>469</b>	<b>782</b>	<b>778</b>	<b>678</b>
90	Uklanjanje otpadnih voda, odvoz smeća i slične djelatnosti	svoga	2814	31	161	189	294	358
		žene	274	-	3	21	24	27
91	Djelatnost organizacija na bazi učlanjenja, d.n.	svoga	713	-	10	71	64	95
		žene	324	-	2	31	32	51
92	Rekreativne, kulturne i sportske/ športske djelatnosti	svoga	7165	1	594	1073	1277	1044
		žene	3862	1	454	692	705	576
93	Ostale uslužne djelatnosti	svoga	700	-	55	84	60	79
		žene	250	-	10	38	17	24

I DJELATNOSTIMA, MART/OŽUJAK 2008.  
AND ACTIVITIES, MARCH 2008.

nastavak  
continued

40-44	45-49	50-54	55-59	60-64	65 i više 65 and over		
<b>4322</b>	<b>4776</b>	<b>4203</b>	<b>3946</b>	<b>2636</b>	<b>334</b>	<i>all</i>	<i>Education</i>
<b>2906</b>	<b>2985</b>	<b>2464</b>	<b>2464</b>	<b>1343</b>	<b>107</b>	<i>women</i>	
4322	4776	4203	3946	2636	334	<i>all</i>	<i>Education</i>
2906	2985	2464	2464	1343	107	<i>women</i>	
<b>4546</b>	<b>4938</b>	<b>3656</b>	<b>2413</b>	<b>893</b>	<b>129</b>	<i>all</i>	<i>Health and social welfare</i>
<b>3429</b>	<b>3586</b>	<b>2750</b>	<b>1722</b>	<b>503</b>	<b>39</b>	<i>women</i>	
4546	4938	3656	2413	893	129	<i>all</i>	<i>Health and social welfare</i>
3429	3586	2750	1722	503	39	<i>women</i>	
<b>1621</b>	<b>1503</b>	<b>1332</b>	<b>931</b>	<b>435</b>	<b>30</b>	<i>all</i>	<i>Other community, social and</i>
<b>578</b>	<b>572</b>	<b>478</b>	<b>262</b>	<b>106</b>	<b>6</b>	<i>women</i>	<i>personal service activities</i>
521	441	419	260	134	6	<i>all</i>	<i>Sewage and refuse disposal,</i>
51	54	52	33	9	-	<i>women</i>	<i>sanitation and similar activities</i>
91	106	107	118	45	6	<i>all</i>	<i>Activities of membership</i>
39	59	56	42	11	1	<i>women</i>	<i>organizations n.e.c.</i>
922	852	661	481	242	18	<i>all</i>	<i>Recreational, cultural and</i>
453	420	295	177	84	5	<i>women</i>	<i>sporting activities</i>
87	104	145	72	14	-	<i>all</i>	<i>Other service activities</i>
35	39	75	10	2	-	<i>women</i>	

1.7 ZAPOSLENI PREMA VRSTI RADNOG ODNOSA U FEDERACIJI BOSNE I HERCEGOVINE  
PO PODRUČJIMA KD, MART/OŽUJAK 2008.  
EMPLOYED ACCORDING TO WORK STATUS IN THE FEDERATION OF BOSNIA AND HERZEGOVINA  
BY THE CEA, MARCH 2008.

		ukupno total	neodređeno vrijeme indefinite	određeno vrijeme definite	pripravnic i trainees		
<b>UKUPNO</b>	<b>svoga</b>	<b>365418</b>	<b>333835</b>	<b>29034</b>	<b>2549</b>	<i>all</i>	<b>TOTAL</b>
	<b>žene</b>	<b>139994</b>	<b>128398</b>	<b>10460</b>	<b>1136</b>	<i>women</i>	
<b>A Poljoprivreda, lov i šumarstvo</b>	<b>svoga</b>	<b>7322</b>	6692	589	40	<i>all</i>	<i>Agriculture, hunting and forestry</i>
	<b>žene</b>	<b>1220</b>	1184	31	5	<i>women</i>	
<b>B Ribarstvo</b>	<b>svoga</b>	<b>140</b>	130	10	-	<i>all</i>	<i>Fishing</i>
	<b>žene</b>	<b>49</b>	42	7	-	<i>women</i>	
<b>C Rudarstvo</b>	<b>svoga</b>	<b>15108</b>	13928	1169	11	<i>all</i>	<i>Mining</i>
	<b>žene</b>	<b>1191</b>	1158	31	2	<i>women</i>	
<b>D Prerađivačka industrija</b>	<b>svoga</b>	<b>82801</b>	73264	9125	412	<i>all</i>	<i>Manufacturing</i>
	<b>žene</b>	<b>25943</b>	23028	2870	45	<i>women</i>	
<b>E Snabdjevanje/opskrba električ. energij.,gasom/plinom i vodom</b>	<b>svoga</b>	<b>13111</b>	12842	222	47	<i>all</i>	<i>Electricity, gas and water supply</i>
	<b>žene</b>	<b>2480</b>	2428	37	15	<i>women</i>	
<b>F Građevinarstvo</b>	<b>svoga</b>	<b>24941</b>	22021	2876	45	<i>all</i>	<i>Construction</i>
	<b>žene</b>	<b>2219</b>	2114	95	10	<i>women</i>	
<b>G Trgov.na veliko i malo;popravak motornih vozila i motocikla, te predmeta za ličnu/osobnu upotr./ uporabu i domać./kućanstvo</b>	<b>svoga</b>	<b>57753</b>	50902	6744	106	<i>all</i>	<i>Wholesale and retail trade; motorcycles and personal and household goods</i>
	<b>žene</b>	<b>25901</b>	22272	3577	52	<i>women</i>	
<b>H Ugostiteljstvo</b>	<b>svoga</b>	<b>5107</b>	4875	232	-	<i>all</i>	<i>Catering trades</i>
	<b>žene</b>	<b>2609</b>	2491	118	-	<i>women</i>	
<b>I Saobraćaj/Promet, skladiš. i veze</b>	<b>svoga</b>	<b>25745</b>	24288	1301	156	<i>all</i>	<i>Transport, storage and communication</i>
	<b>žene</b>	<b>5486</b>	5252	206	28	<i>women</i>	
<b>J Finans./Financijsko posredovanje</b>	<b>svoga</b>	<b>9560</b>	9174	334	52	<i>all</i>	<i>Finacial intermediation</i>
	<b>žene</b>	<b>6251</b>	6045	176	30	<i>women</i>	
<b>K Poslovanje nekretninama, iznajmljivanje i poslovne usluge</b>	<b>svoga</b>	<b>13909</b>	12470	1189	250	<i>all</i>	<i>Real estate, renting and business activities</i>
	<b>žene</b>	<b>4883</b>	4531	332	20	<i>women</i>	
<b>L Javna uprava i odbrana/obrana; obavez./obvezno socij.osiguranje</b>	<b>svoga</b>	<b>36655</b>	35900	387	368	<i>all</i>	<i>Public administration and defence; compulsory social security</i>
	<b>žene</b>	<b>15069</b>	14734	121	214	<i>women</i>	
<b>M Obrazovanje</b>	<b>svoga</b>	<b>35143</b>	31730	2623	790	<i>all</i>	<i>Education</i>
	<b>žene</b>	<b>22815</b>	20609	1671	535	<i>women</i>	
<b>N Zdrastvena i socijal. zaštita/skrb</b>	<b>svoga</b>	<b>26731</b>	24997	1607	127	<i>all</i>	<i>Health and social welfare</i>
	<b>žene</b>	<b>19168</b>	18127	972	69	<i>women</i>	
<b>O Ostale javne, društvene, socijal. i lične/osobne uslužne djelatnosti</b>	<b>svoga</b>	<b>11392</b>	10620	627	145	<i>all</i>	<i>Other community, social and personal service activities</i>
	<b>žene</b>	<b>4710</b>	4384	215	111	<i>women</i>	

1.8 ZAPOSLENI PREMA VRSTI RADNOG VREMENA U FEDERACIJI BOSNE I HERCEGOVINE  
PO PODRUČJIMA KD, MART/OŽUJAK 2008.  
EMPLOYED ACCORDING TO TYPE OF WORK TIME IN THE FEDERATION OF BOSNIA AND HERZEGOVINA  
BY THE CEA , MARCH 2008.

		ukupno total	puno radno vrijeme full time	nepuno radno vrijeme part time	skraćeno radno vrijeme reduced working hours		
<b>UKUPNO</b>	svoga	<b>365418</b>	<b>358468</b>	<b>6116</b>	<b>834</b>	all	<b>TOTAL</b>
	žene	<b>139994</b>	<b>136309</b>	<b>3327</b>	<b>358</b>	women	
<b>A Poljoprivreda, lov i šumarstvo</b>	svoga	<b>7322</b>	7286	34	2	all	<i>Agriculture, hunting and forestry</i>
	žene	<b>1220</b>	1209	9	2	women	
<b>B Ribarstvo</b>	svoga	<b>140</b>	126	14	-	all	<i>Fishing</i>
	žene	<b>49</b>	36	13	-	women	
<b>C Rudarstvo</b>	svoga	<b>15108</b>	15104	4	-	all	<i>Mining</i>
	žene	<b>1191</b>	1191	-	-	women	
<b>D Prerađivačka industrija</b>	svoga	<b>82801</b>	82039	709	53	all	<i>Manufacturing</i>
	žene	<b>25943</b>	25645	283	15	women	
<b>E Snabdjevanje/opskrba električ. energijom, gasom/plinom i vodom</b>	svoga	<b>13111</b>	13089	22	-	all	<i>Electricity, gas and water supply</i>
	žene	<b>2480</b>	2472	8	-	women	
<b>F Građevinarstvo</b>	svoga	<b>24941</b>	24706	235	-	all	<i>Construction</i>
	žene	<b>2219</b>	2200	19	-	women	
<b>G Trgovina na veliko i malo; popravak motornih vozila i motocikla, te predmeta za ličnu/osobnu upotr./ uporabu i domać./kućanstvo</b>	svoga	<b>57753</b>	56622	1092	39	all	<i>Wholesale and retail trade; motorcycles and personal and household goods</i>
	žene	<b>25901</b>	25199	687	15	women	
<b>H Ugostiteljstvo</b>	svoga	<b>5107</b>	4934	171	1	all	<i>Catering trades</i>
	žene	<b>2609</b>	2535	72	1	women	
<b>I Saobraćaj/Promet, skladišt. i veze</b>	svoga	<b>25745</b>	25687	53	5	all	<i>Transport, storage and communication</i>
	žene	<b>5486</b>	5478	7	1	women	
<b>J Finans./Financijsko posredovanje</b>	svoga	<b>9560</b>	9518	40	2	all	<i>Finacial intermediation</i>
	žene	<b>6251</b>	6219	30	2	women	
<b>K Poslovanje nekretninama, iznajmljivanje i poslovne usluge</b>	svoga	<b>13909</b>	13571	155	183	all	<i>Real estate, renting and business activities</i>
	žene	<b>4883</b>	4840	38	5	women	
<b>L Javna uprava i odbrana/obrana; obavez./obvezno socij.osiguranje</b>	svoga	<b>36655</b>	36639	16	-	all	<i>Public administration and defence; compulsory social security</i>
	žene	<b>15069</b>	15056	13	-	women	
<b>M Obrazovanje</b>	svoga	<b>35143</b>	31812	3304	27	all	<i>Education</i>
	žene	<b>22815</b>	20816	1982	17	women	
<b>N Zdrastvena i socijalna zaštita/skrb</b>	svoga	<b>26731</b>	26007	206	518	all	<i>Health and social welfare</i>
	žene	<b>19168</b>	18754	117	297	women	
<b>O Ostale javne, društvene, socijalne i lične/osobne uslužne djelatnosti</b>	svoga	<b>11392</b>	11328	60	4	all	<i>Other community, social and personal service activities</i>
	žene	<b>4710</b>	4659	50	1	women	

1. FEDERACIJA BOSNE I HERCEGOVINE  
FEDERATION OF BOSNIA AND HERZEGOVINA

1.9 NEZAPOSLENI PREMA STEPENU/STUPNJU STRUČNOG OBRAZOVANJA PO KANTONIMA  
Stanje, decembar/prosinac 2008.

UNEMPLOYED ACCORDING TO PROFESSIONAL QUALIFICATIONS BY CANTONS  
Situation, December 2008.

		UKUPNO TOTAL	V S S University	VŠS Higher	SSS Seco- ndary	NSS Eleme- ntary	VKV Highly skilled	KV Skilled	PKV Semi- skilled	NKV Unski- lled
<b>Federacija BiH</b>	<b>svoga/all</b>	<b>338643</b>	<b>8726</b>	<b>4373</b>	<b>76565</b>	<b>958</b>	<b>2253</b>	<b>115984</b>	<b>11119</b>	<b>118665</b>
<i>Federation B&amp;H</i>	<i>žene/women</i>	<i>175451</i>	<i>5587</i>	<i>2888</i>	<i>48019</i>	<i>876</i>	<i>288</i>	<i>49364</i>	<i>4287</i>	<i>64142</i>
<b>Unsko-sanski kanton</b>	<b>svoga/all</b>	<b>36277</b>	424	613	6578	122	202	10703	1334	16301
<i>Unsko-sanski canton</i>	<i>žene/women</i>	<i>18121</i>	290	410	4219	114	25	4596	372	8095
<b>Kanton Posavski</b>	<b>svoga/all</b>	<b>5436</b>	36	46	1072	-	8	1709	498	2067
<i>Canton Posavski</i>	<i>žene/women</i>	<i>2137</i>	12	23	618	-	-	607	254	623
<b>Tuzlanski kanton</b>	<b>svoga/all</b>	<b>85711</b>	1982	629	20115	42	523	29038	2178	31204
<i>Tuzlanski canton</i>	<i>žene/women</i>	<i>44201</i>	1230	391	12729	21	67	12511	747	16505
<b>Zeničko-dobojski kanton</b>	<b>svoga/all</b>	<b>61529</b>	845	465	11437	264	509	23725	2393	21891
<i>Zeničko-dobojski canton</i>	<i>žene/women</i>	<i>31184</i>	503	294	7212	246	73	10220	650	11986
<b>Bosansko-podrinjski kanton</b>	<b>svoga/all</b>	<b>4164</b>	72	33	980	1	26	1291	45	1716
<i>Bosansko-podrinjski canton</i>	<i>žene/women</i>	<i>2245</i>	38	26	580	-	3	559	35	1004
<b>Srednjobosanski kanton</b>	<b>svoga/all</b>	<b>36482</b>	372	302	6874	-	263	13706	815	14150
<i>Srednjobosanski canton</i>	<i>žene/women</i>	<i>16132</i>	199	189	4085	-	10	4992	276	6381
<b>Hercegovačko-neretvanski kanton</b>	<b>svoga/all</b>	<b>29403</b>	1077	741	7726	-	201	11699	3139	4820
<i>Hercegovačko-neretvanski canton</i>	<i>žene/women</i>	<i>14261</i>	712	535	4472	-	14	4545	1577	2406
<b>Zapadno-hercegovački kanton</b>	<b>svoga/all</b>	<b>8702</b>	251	346	2521	13	28	3741	142	1660
<i>Zapadno-hercegovački canton</i>	<i>žene/women</i>	<i>4602</i>	164	257	1576	10	7	1693	101	794
<b>Kanton Sarajevo</b>	<b>svoga/all</b>	<b>62475</b>	3490	895	16977	478	466	17245	491	22433
<i>Canton Sarajevo</i>	<i>žene/women</i>	<i>38663</i>	2352	597	11269	463	86	8310	238	15348
<b>Kanton 10</b>	<b>svoga/all</b>	<b>8464</b>	177	303	2285	38	27	3127	84	2423
<i>Canton 10</i>	<i>žene/women</i>	<i>3905</i>	87	166	1259	22	3	1331	37	1000

**1. FEDERACIJA BOSNE I HERCEGOVINE**  
 FEDERATION OF BOSNIA AND HERZEGOVINA

**1.10 NEZAPOSLENI PREMA INTERVALIMA STAROSTI PO KANTONIMA**

Stanje, decembar/prosinac 2008.

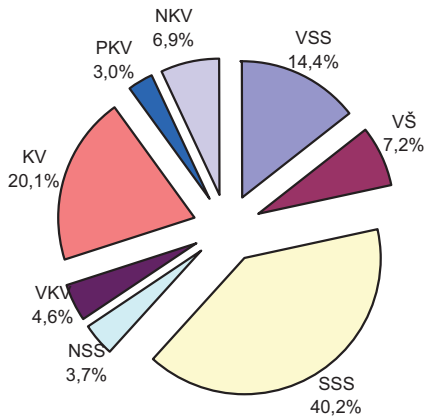
UNEMPLOYED ACCORDING TO AGE BY CANTONS

Situation, December 2008.

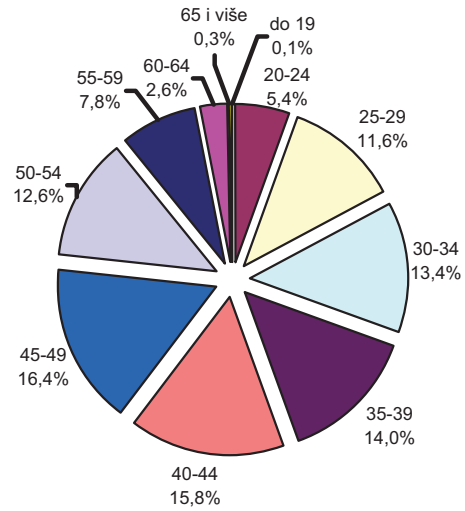
	UKUPNO TOTAL	15-18	19-20	21-24	25-27	28-30	31-35	36-40	41-45	46-50	51-55	56-60	61-65	65 i više 65 and over
<b>Federacija BiH</b> <i>Federation B&amp;H</i>	<b>338643</b>	<b>6636</b>	<b>18941</b>	<b>40154</b>	<b>30193</b>	<b>26279</b>	<b>43703</b>	<b>43342</b>	<b>42855</b>	<b>35877</b>	<b>29106</b>	<b>16321</b>	<b>5236</b>	-
<b>Unsko-sanski kanton</b> <i>Unsko-sanski canton</i>	<b>36277</b>	1242	2362	4327	2897	2558	4636	4808	4402	3912	3126	1504	503	-
<b>Kanton Posavski</b> <i>Canton Posavski</i>	<b>5436</b>	100	266	416	281	252	602	809	855	684	578	373	220	-
<b>Tuzlanski kanton</b> <i>Tuzlanski canton</i>	<b>85711</b>	2472	6220	10769	7712	7238	12186	11324	10525	7947	5348	2989	981	-
<b>Zeničko-dobojski kanton</b> <i>Zeničko-dobojski canton</i>	<b>61529</b>	2159	4357	8070	5595	4861	7955	7514	7263	6051	4609	2458	637	-
<b>Bosansko-podrinjski kanton</b> <i>Bosansko-podrinjski canton</i>	<b>4164</b>	80	280	526	383	288	475	541	541	491	394	133	32	-
<b>Srednjobosanski kanton</b> <i>Srednjobosanski canton</i>	<b>36482</b>	54	985	4586	3184	2940	4635	5048	4791	4044	3453	2064	698	-
<b>Hercegovačko-neretvanski kanton</b> <i>Hercegovačko-neretvanski canton</i>	<b>29403</b>	2	1392	2777	2945	1736	3557	3627	4621	3025	3098	1898	725	-
<b>Zapadno-hercegovački kanton</b> <i>Zapadno-hercegovački canton</i>	<b>8702</b>	261	485	979	685	531	947	1249	1302	1097	756	316	94	-
<b>Kanton Sarajevo</b> <i>Canton Sarajevo</i>	<b>62475</b>	132	2113	6725	5861	5382	7719	7121	7428	7659	6984	4139	1212	-
<b>Kanton 10</b> <i>Canton 10</i>	<b>8464</b>	134	481	979	650	493	991	1301	1127	967	760	447	134	-

**1. FEDERACIJA BOSNE I HERCEGOVINE**  
**FEDERATION OF BOSNIA AND HERZEGOVINA**

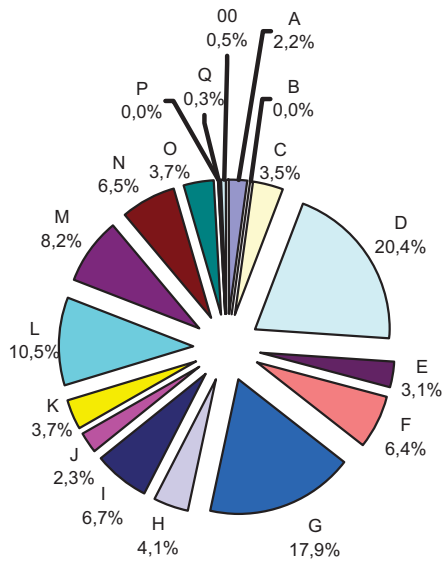
**Zaposleni prema stepenu stručnog obrazovanja u FBiH, mart/ožujak 2008**  
*Employed according to professional qualifications in FBiH, March 2008*



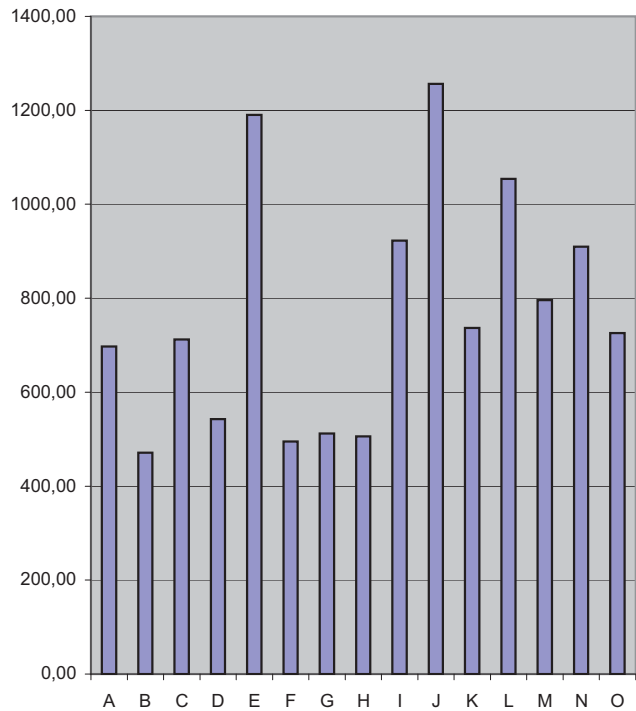
**Zaposleni prema intervalima starosti u FBiH, mart/ožujak 2008**  
*Employed according to age in FBiH, March 2008*



**Zaposlenost po područjima KD u FBiH u 2008**  
*Employment by the cea in FBiH in 2008*



**Prosječna neto plaća po područjima KD u FBiH u 2008**  
*Average net wage by the cea in FBiH in 2008*



**2. UNSKO-SANSKI KANTON**  
UNSKO-SANSKI CANTON

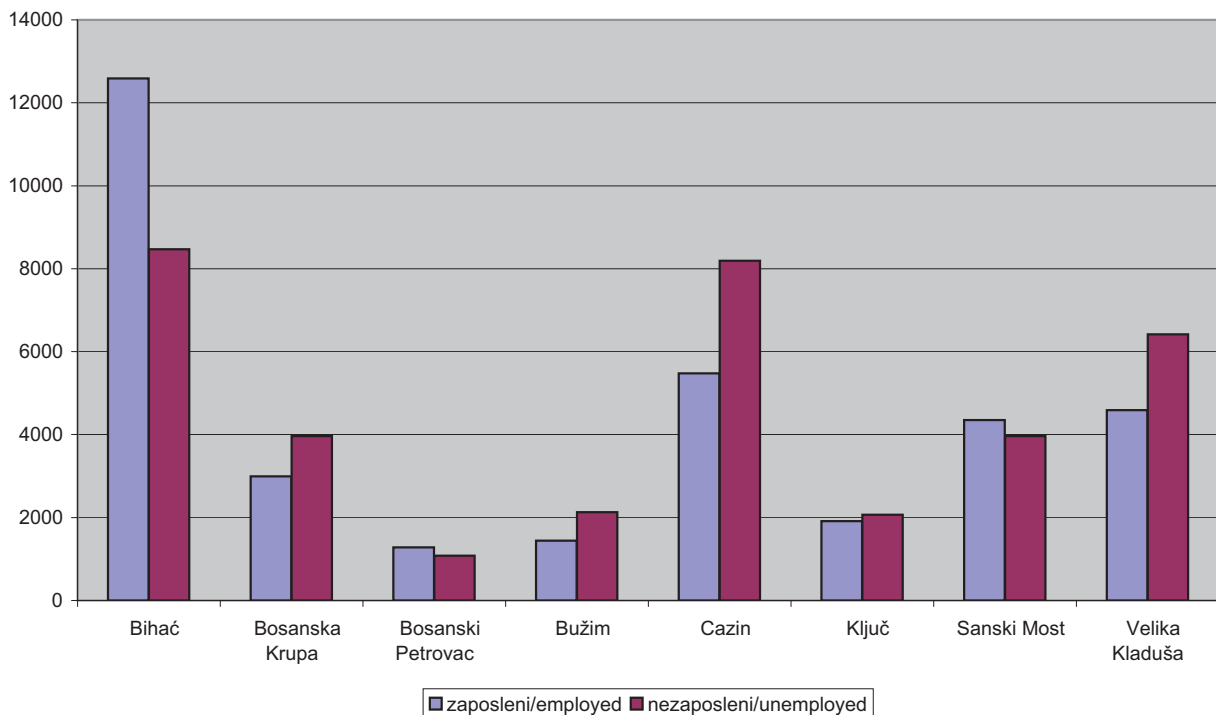
**2.1 ZAPOSLENOST, NEZAPOSLENOST, NETO I BRUTO PLAĆA U UNSKO-SANSKOM KANTONU  
PO OPĆINAMA I SPOLU U 2008.**

EMPLOYMENT, UNEMPLOYMENT, NET AND GROSS WAGE IN UNSKO-SANSKI CANTON  
BY MUNICIPALITY AND SEX IN 2008.

Godišnji prosjek  
Average for year

	Broj zaposlenih Number of employed persons		Broj nezaposlenih stanje , 31.12. 2008. Number of unemployed situation, 31.12. 2008.		Neto plaća Net wage	Bruto plaća Gross wage
	Ukupno Total	Žene Female	Ukupno Total	Žene Female		
<b>Federacija BiH</b> <i>Federation B&amp;H</i>	<b>430745</b>	<b>163045</b>	<b>338643</b>	<b>175451</b>	<b>751,30</b>	<b>1104,85</b>
<b>Unsko-sanski kanton/canton</b>	<b>34634</b>	<b>13857</b>	<b>36277</b>	<b>18121</b>	<b>685,98</b>	<b>1008,79</b>
Bihać	12588	5516	8467	4455	764,75	1124,63
Bosanska Krupa	2989	988	3964	1801	688,85	1013,01
Bosanski Petrovac	1279	388	1083	563	596,96	877,88
Bužim	1446	523	2127	844	617,01	907,37
Cazin	5478	2145	8190	3974	634,93	933,72
Ključ	1912	688	2064	1024	615,68	905,41
Sanski Most	4349	1543	3965	1920	609,71	896,63
Velika Kladuša	4593	2066	6417	3540	634,37	932,90

**Zaposlenost i nezaposlenost u Unsko-sanskom kantonu po općinama**  
*Employment and unemployment in Unsko-sanski canton by municipality*



**2. UNSKO-SANSKI KANTON**  
UNSKO-SANSKI CANTON

**2.2 ZAPOSLENI PREMA STEPENU/STUPNJU STRUČNOG OBRAZOVANJA PO OPĆINAMA, MART/OŽUJAK 2008.**  
EMPLOYED ACCORDING TO PROFESSIONAL QUALIFICATIONS BY MUNICIPALITY, MARCH 2008.

	UKUPNO TOTAL	V S S University			VŠS Higher	SSS Seco- ndary	NSS Eleme- ntary	VKV Highly skilled	KV Skilled	PKV Semi- skilled	NKV Unski- lled	
		svega all	doktori doctors	magistri masters								
<b>Unsko-sanski kanton/canton</b>	<b>svega/all</b>	<b>28929</b>	<b>3264</b>	<b>56</b>	<b>96</b>	<b>3315</b>	<b>12717</b>	<b>1288</b>	<b>580</b>	<b>3979</b>	<b>640</b>	<b>3146</b>
	<b>žene/women</b>	<b>11750</b>	<b>1497</b>	<b>12</b>	<b>38</b>	<b>1953</b>	<b>5506</b>	<b>619</b>	<b>45</b>	<b>661</b>	<b>175</b>	<b>1294</b>
Bihać	svega/all	11148	1494	50	69	972	5733	418	271	1313	216	731
	žene/women	4922	763	12	25	684	2711	133	17	227	30	357
Bosanska Krupa	svega/all	2500	308	-	4	344	1135	58	38	381	20	216
	žene/women	813	127	-	-	185	388	29	5	28	-	51
Bosanski Petrovac	svega/all	1102	86	-	1	94	456	28	15	231	13	179
	žene/women	320	41	-	-	53	151	14	2	20	3	36
Bužim	svega/all	1220	120	-	2	197	457	30	10	188	37	181
	žene/women	460	44	-	-	117	149	12	-	67	10	61
Cazin	svega/all	4471	489	3	8	673	2001	247	34	440	55	532
	žene/women	1771	202	-	6	356	842	121	1	17	7	225
Ključ	svega/all	1491	124	1	3	179	603	84	30	258	74	139
	žene/women	541	49	-	-	92	271	41	1	30	15	42
Sanski Most	svega/all	3090	310	1	9	358	1243	83	115	535	64	382
	žene/women	1096	146	-	7	212	519	35	12	64	9	99
Velika Kladuša	svega/all	3907	333	1	-	498	1089	340	67	633	161	786
	žene/women	1827	125	-	-	254	475	234	7	208	101	423

## 2. UNSKO-SANSKI KANTON

UNSKO-SANSKI CANTON

### 2.3 ZAPOSLENI PREMA INTERVALIMA STAROSTI PO OPĆINAMA, MART/OŽUJAK 2008.

EMPLOYED ACCORDING TO AGE BY MUNICIPALITY, MARCH 2008.

		UKUPNO TOTAL	do 19 to 19	20-24	25-29	30-34	35-39	40-44	45-49	50-54	55-59	60-64	65 i više 65 and over
<b>Unsko-sanski kanton/canton</b>	<b>svoga/all</b>	<b>28929</b>	<b>37</b>	<b>1587</b>	<b>3351</b>	<b>4268</b>	<b>4418</b>	<b>4973</b>	<b>4566</b>	<b>3081</b>	<b>1839</b>	<b>750</b>	<b>59</b>
	<b>žene/women</b>	<b>11750</b>	<b>9</b>	<b>735</b>	<b>1495</b>	<b>1738</b>	<b>1755</b>	<b>2027</b>	<b>1976</b>	<b>1166</b>	<b>608</b>	<b>231</b>	<b>10</b>
Bihać	svoga/all	11148	-	652	1267	1749	1590	1910	1676	1232	774	274	24
	žene/women	4922	-	296	545	729	708	808	888	530	310	102	6
Bosanska Krupa	svoga/all	2500	5	111	268	406	406	421	412	248	153	69	1
	žene/women	813	-	70	77	136	125	150	108	86	45	16	-
Bosanski Petrovac	svoga/all	1102	1	36	112	170	140	177	196	150	84	34	2
	žene/women	320	-	13	52	46	40	56	54	33	17	8	1
Bužim	svoga/all	1220	5	72	195	257	223	183	137	93	43	12	-
	žene/women	460	-	14	58	101	111	88	47	31	7	3	-
Cazin	svoga/all	4471	10	273	704	609	776	731	679	384	227	74	4
	žene/women	1771	9	134	405	282	280	223	222	119	77	20	-
Ključ	svoga/all	1491	14	72	164	193	290	238	217	171	88	39	5
	žene/women	541	-	30	78	89	93	81	80	50	30	10	-
Sanski Most	svoga/all	3090	1	131	328	383	449	539	489	378	240	141	11
	žene/women	1096	-	39	129	158	137	201	184	123	73	50	2
Velika Kladuša	svoga/all	3907	1	240	313	501	544	774	760	425	230	107	12
	žene/women	1827	-	139	151	197	261	420	393	194	49	22	1

**2. UNSKO-SANSKI KANTON**  
UNSKO-SANSKI CANTON

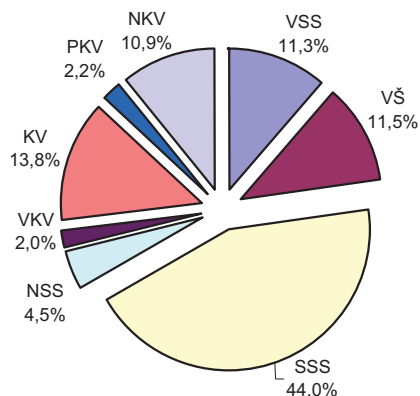
**2.4 ZAPOSLENOST I PLAĆA U UNSKO-SANSKOM KANTONU**  
**PO PODRUČJIMA KD U 2008.**  
EMPLOYMENT AND WAGE IN UNSKO-SANSKI CANTON  
BY THE CEA IN 2008.

**Godišnji prosjek**  
Average for year

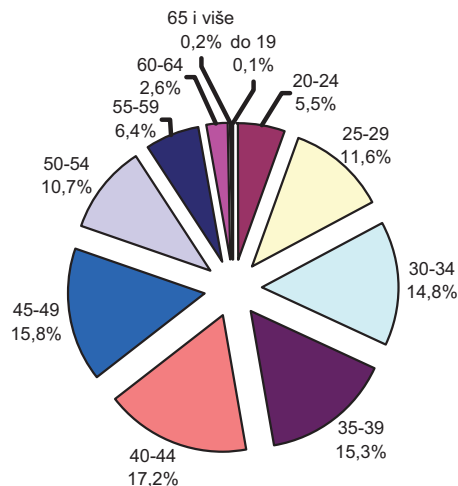
	<b>Broj zaposlenih</b> <i>Number of employed persons</i>	<b>Neto plaća</b> <i>Net wage</i>	<b>Bruto plaća</b> <i>Gross wage</i>	
<b>UKUPNO</b>	<b>34634</b>	<b>685,98</b>	<b>1008,79</b>	<b>TOTAL</b>
<b>A Poljoprivreda, lov i šumarstvo</b>	1189	687,03	1010,33	<i>Agriculture, hunt and forestry</i>
<b>B Ribarstvo</b>	50	480,24	706,23	<i>Fishing</i>
<b>C Rudarstvo</b>	155	423,19	622,33	<i>Mining</i>
<b>D Prerađivačka industrija</b>	7053	464,85	683,60	<i>Manufacturing</i>
<b>E Snabdjevanje/opskrba električ. energijom, gasom/plinom i vodom</b>	865	1.118,71	1645,17	<i>Electricity, gas and water supply</i>
<b>F Građevinarstvo</b>	2489	405,89	596,90	<i>Construction</i>
<b>G Trgovina na veliko i malo; popravak motornih vozila i motocikla, te predmeta za ličnu/osobnu upotr./ uporabu i domać./kućanstvo</b>	6922	446,74	656,96	<i>Wholesale and retail trade; motorcycles and personal and household goods</i>
<b>H Ugostiteljstvo</b>	1957	457,27	672,46	<i>Catering trades</i>
<b>I Saobraćaj/Promet, skladišt. i veze</b>	1687	960,64	1412,70	<i>Transport, storage and communication</i>
<b>J Finans./Financijsko posredovanje</b>	707	942,62	1386,20	<i>Financial intermediation</i>
<b>K Poslovanje nekretninama, iznajmljivanje i poslovne usluge</b>	901	623,48	916,89	<i>Real estate, renting and business activities</i>
<b>L Javna uprava i odbrana/obrana; obavez./obvezno socij.osiguranje</b>	3345	1.011,13	1486,95	<i>Public administration and defence; compulsory social security</i>
<b>M Obrazovanje</b>	3871	788,85	1160,08	<i>Education</i>
<b>N Zdrastvena i socijalna zaštita/skrb</b>	2358	774,66	1139,21	<i>Health and social welfare</i>
<b>O Ostale javne, društvene, socijalne i lične/osobne uslužne djelatnosti</b>	1018	658,00	967,64	<i>Other community, social and personal service activities</i>
<b>Q Eksteritorijalne organizacije i tijela</b>	-	-	-	<i>Extra-teritorial organizations bodies</i>
<b>00 Neraspoređeno po djelatnostima KD</b>	67	-	-	<i>Unclassified according to activities KD</i>

**2. UNSKO-SANSKI KANTON**  
UNSKO-SANSKI CANTON

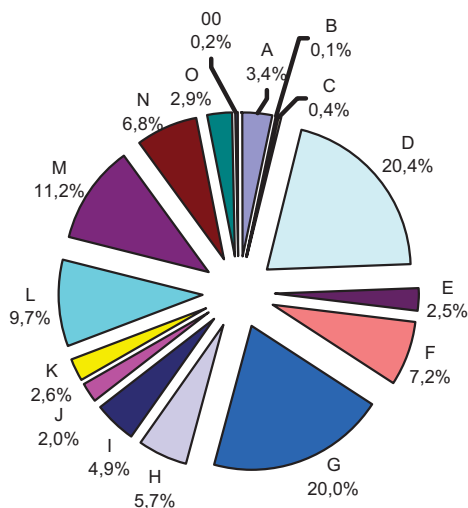
**Zaposleni prema stepenu stručnog obrazovanja u Unsko-sanskom kantonu, mart/ožujak 2008**  
*Employed according to professional qualifications in Unsko-sanski canton, March 2008*



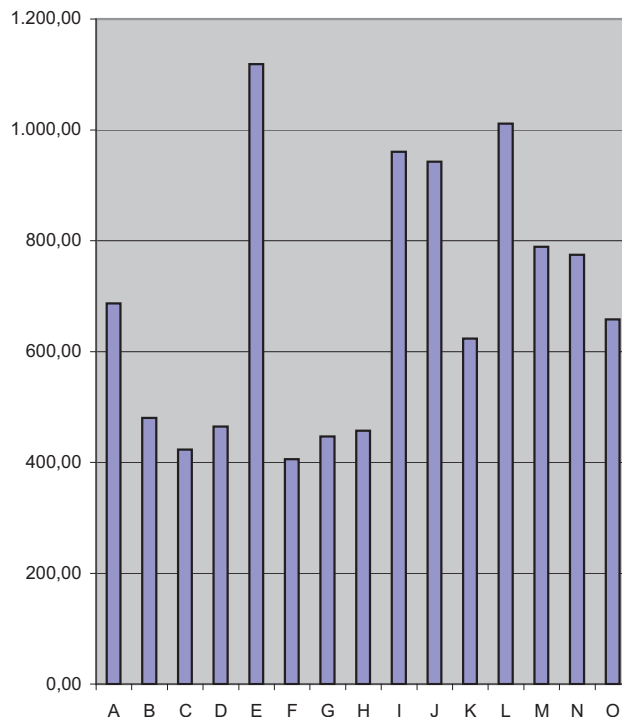
**Zaposleni prema intervalima starosti u Unsko-sanskom kantonu, mart/ožujak 2008**  
*Employed according to age in Unsko-sanski canton, March 2008*



**Zaposlenost po područjima KD u Unsko-sanskom kantonu u 2008**  
*Employment by the cea in Unsko-sanski canton in 2008*



**Prosječna neto plaća po područjima KD u Unsko-sanskom kantonu u 2008**  
*Average net wage by the cea in Unsko-sanski canton in 2008*



**2. UNSKO-SANSKI KANTON**  
UNSKO-SANSKI CANTON

**2.5 ZAPOSLENI PREMA STEPENU/STUPNJU STRUČNOG**  
EMPLOYED ACCORDING TO PROFESSIONAL

		UKUPNO <i>TOTAL</i>	V S S <i>University</i>			VŠS <i>Higher</i>	
			svega <i>all</i>	doktori <i>doctors</i>	magistri <i>masters</i>		
	UKUPNO	svega	28929	3264	56	96	3315
		žene	11750	1497	12	38	1953
A	Poljoprivreda, lov i šumarstvo	svega	988	77	-	5	17
		žene	154	23	-	-	7
B	Ribarstvo	svega	44	1	-	-	2
		žene	17	1	-	-	1
C	Rudarstvo	svega	155	4	-	-	6
		žene	14	-	-	-	2
D	Prerađivačka industrija	svega	6540	143	1	2	194
		žene	2149	30	-	-	61
E	Snabdjevanje/opskrba električ. energijom, gasom/plinom i vodom	svega	847	80	-	-	54
		žene	144	20	-	-	25
F	Građevinarstvo	svega	2004	65	-	-	69
		žene	190	17	-	-	18
G	Trgovina na veliko i malo; popravak motornih vozila i motocikla, te predmeta za ličnu/osobnu upotr./ uporabu i domać./kućanstvo	svega	5162	136	-	10	218
		žene	2591	62	-	5	110
H	Ugostiteljstvo	svega	313	5	-	-	17
		žene	125	5	-	-	5
I	Saobraćaj/Promet, skladišt. i veze	svega	1555	116	1	1	123
		žene	333	34	-	-	47
J	Finans./Financijsko posredovanje	svega	684	187	-	1	133
		žene	412	96	-	-	79
K	Poslovanje nekretninama, iznajmljivanje i poslovne usluge	svega	612	103	-	-	70
		žene	192	35	-	-	47
L	Javna uprava i odbrana/obrana; obavez./obvezno socij.osiguranje	svega	3315	735	3	4	464
		žene	1264	341	-	1	190
M	Obrazovanje	svega	3804	1094	38	54	1668
		žene	2369	559	6	22	1163
N	Zdrastvena i socijalna zaštita/skrb	svega	2262	427	13	13	225
		žene	1575	234	6	9	161
O	Ostale javne, društvene, socijalne i lične/osobne uslužne djelatnosti	svega	644	91	-	6	55
		žene	221	40	-	1	37

**OBRAZOVANJA I DJELATNOSTIMA, MART/OŽUJAK 2008.**  
**QUALIFICATIONS AND ACTIVITIES, MARCH 2008.**

<b>SSS</b> <i>Secondary</i>	<b>NSS</b> <i>Elementary</i>	<b>VKV</b> <i>Highly skilled</i>	<b>KV</b> <i>Skilled</i>	<b>PKV</b> <i>Semi-skilled</i>	<b>NKV</b> <i>Unskilled</i>		
<b>12717</b>	<b>1288</b>	<b>580</b>	<b>3979</b>	<b>640</b>	<b>3146</b>	<i>all</i>	<b>TOTAL</b>
<b>5506</b>	<b>619</b>	<b>45</b>	<b>661</b>	<b>175</b>	<b>1294</b>	<i>women</i>	
434	-	2	228	14	216	<i>all</i>	<i>Agriculture, hunting and forestry</i>
96	-	-	9	-	19	<i>women</i>	
26	-	-	8	-	7	<i>all</i>	<i>Fishing</i>
12	-	-	2	-	1	<i>women</i>	
65	12	6	35	-	27	<i>all</i>	<i>Mining</i>
5	4	-	1	-	2	<i>women</i>	
2051	372	116	1779	373	1512	<i>all</i>	<i>Manufacturing</i>
747	178	9	388	135	601	<i>women</i>	
247	5	132	229	36	64	<i>all</i>	<i>Electricity, gas and water supply</i>
87	1	-	2	4	5	<i>women</i>	
1029	211	62	256	69	243	<i>all</i>	<i>Construction</i>
133	10	-	9	-	3	<i>women</i>	
3808	251	28	386	9	326	<i>all</i>	<i>Wholesale and retail trade;</i>
1970	117	6	124	2	200	<i>women</i>	<i>motorcycles and personal and household goods</i>
155	29	12	61	12	22	<i>all</i>	<i>Catering trades</i>
69	15	2	22	5	2	<i>women</i>	
767	73	66	290	61	59	<i>all</i>	<i>Transport, storage and communication</i>
208	18	-	13	1	12	<i>women</i>	
347	4	1	5	-	7	<i>all</i>	<i>Finacial intermediation</i>
223	4	-	3	-	7	<i>women</i>	
392	3	13	15	2	14	<i>all</i>	<i>Real estate, renting and business activities</i>
98	2	-	-	-	10	<i>women</i>	
1593	88	25	363	17	30	<i>all</i>	<i>Public administration and defence;</i>
600	71	2	28	11	21	<i>women</i>	<i>compulsory social security</i>
425	182	90	79	13	253	<i>all</i>	<i>Education</i>
237	152	21	33	6	198	<i>women</i>	
1129	41	19	149	20	252	<i>all</i>	<i>Health and social welfare</i>
909	35	5	19	9	203	<i>women</i>	
249	17	8	96	14	114	<i>all</i>	<i>Other community, social and personal service activities</i>
112	12	-	8	2	10	<i>women</i>	

**2. UNSKO-SANSKI KANTON**  
UNSKO-SANSKI CANTON

**2.6 ZAPOSLENI PREMA INTERVALIMA STAROSTI**  
EMPLOYED ACCORDING TO AGE

			UKUPNO TOTAL	do 19 to 19	20-24	25-29	30-34	35-39
	<b>UKUPNO</b>	<b>svega</b>	<b>28929</b>	<b>37</b>	<b>1587</b>	<b>3351</b>	<b>4268</b>	<b>4418</b>
		<b>žene</b>	<b>11750</b>	<b>9</b>	<b>735</b>	<b>1495</b>	<b>1738</b>	<b>1755</b>
<b>A</b>	<b>Poljoprivreda, lov i šumarstvo</b>	<b>svega</b>	<b>988</b>	<b>2</b>	<b>50</b>	<b>71</b>	<b>115</b>	<b>168</b>
		<b>žene</b>	<b>154</b>	<b>-</b>	<b>12</b>	<b>11</b>	<b>10</b>	<b>28</b>
<b>B</b>	<b>Ribarstvo</b>	<b>svega</b>	<b>44</b>	<b>-</b>	<b>2</b>	<b>9</b>	<b>10</b>	<b>4</b>
		<b>žene</b>	<b>17</b>	<b>-</b>	<b>-</b>	<b>3</b>	<b>6</b>	<b>3</b>
<b>C</b>	<b>Rudarstvo</b>	<b>svega</b>	<b>155</b>	<b>-</b>	<b>3</b>	<b>28</b>	<b>14</b>	<b>21</b>
		<b>žene</b>	<b>14</b>	<b>-</b>	<b>-</b>	<b>3</b>	<b>3</b>	<b>1</b>
<b>D</b>	<b>Prerađivačka industrija</b>	<b>svega</b>	<b>6540</b>	<b>18</b>	<b>373</b>	<b>733</b>	<b>760</b>	<b>889</b>
		<b>žene</b>	<b>2149</b>	<b>-</b>	<b>118</b>	<b>280</b>	<b>211</b>	<b>285</b>
<b>E</b>	<b>Snabdjevanje/opskrba električ. energijom, gasom/plinom i vodom</b>	<b>svega</b>	<b>847</b>	<b>-</b>	<b>8</b>	<b>49</b>	<b>57</b>	<b>104</b>
		<b>žene</b>	<b>144</b>	<b>-</b>	<b>-</b>	<b>12</b>	<b>12</b>	<b>18</b>
<b>F</b>	<b>Građevinarstvo</b>	<b>svega</b>	<b>2004</b>	<b>1</b>	<b>137</b>	<b>246</b>	<b>293</b>	<b>329</b>
		<b>žene</b>	<b>190</b>	<b>-</b>	<b>3</b>	<b>20</b>	<b>21</b>	<b>34</b>
<b>G</b>	<b>Trgovina na veliko i malo; popravak motornih vozila i motocikla, te predmeta za ličnu/osobnu upotr./ uporabu i domać./kućanstvo</b>	<b>svega</b>	<b>5162</b>	<b>6</b>	<b>707</b>	<b>863</b>	<b>991</b>	<b>896</b>
		<b>žene</b>	<b>2591</b>	<b>5</b>	<b>479</b>	<b>436</b>	<b>478</b>	<b>428</b>
<b>H</b>	<b>Ugostiteljstvo</b>	<b>svega</b>	<b>313</b>	<b>-</b>	<b>22</b>	<b>46</b>	<b>42</b>	<b>49</b>
		<b>žene</b>	<b>125</b>	<b>-</b>	<b>8</b>	<b>18</b>	<b>18</b>	<b>15</b>
<b>I</b>	<b>Saobraćaj/Promet, skladišt. i veze</b>	<b>svega</b>	<b>1555</b>	<b>-</b>	<b>31</b>	<b>103</b>	<b>108</b>	<b>215</b>
		<b>žene</b>	<b>333</b>	<b>-</b>	<b>3</b>	<b>27</b>	<b>19</b>	<b>46</b>
<b>J</b>	<b>Finans./Financijsko posredovanje</b>	<b>svega</b>	<b>684</b>	<b>-</b>	<b>36</b>	<b>105</b>	<b>148</b>	<b>90</b>
		<b>žene</b>	<b>412</b>	<b>-</b>	<b>19</b>	<b>72</b>	<b>83</b>	<b>46</b>
<b>K</b>	<b>Poslovanje nekretninama, iznajmljivanje i poslovne usluge</b>	<b>svega</b>	<b>612</b>	<b>-</b>	<b>63</b>	<b>99</b>	<b>101</b>	<b>56</b>
		<b>žene</b>	<b>192</b>	<b>-</b>	<b>8</b>	<b>8</b>	<b>22</b>	<b>21</b>
<b>L</b>	<b>Javna uprava i odbrana/obrana; obavez./obvezno socij.osiguranje</b>	<b>svega</b>	<b>3315</b>	<b>4</b>	<b>34</b>	<b>237</b>	<b>611</b>	<b>595</b>
		<b>žene</b>	<b>1264</b>	<b>-</b>	<b>10</b>	<b>90</b>	<b>140</b>	<b>158</b>
<b>M</b>	<b>Obrazovanje</b>	<b>svega</b>	<b>3804</b>	<b>6</b>	<b>79</b>	<b>531</b>	<b>663</b>	<b>612</b>
		<b>žene</b>	<b>2369</b>	<b>4</b>	<b>50</b>	<b>351</b>	<b>475</b>	<b>425</b>
<b>N</b>	<b>Zdravstvena i socijalna zaštita/skrb</b>	<b>svega</b>	<b>2262</b>	<b>-</b>	<b>38</b>	<b>187</b>	<b>261</b>	<b>290</b>
		<b>žene</b>	<b>1575</b>	<b>-</b>	<b>24</b>	<b>142</b>	<b>196</b>	<b>214</b>
<b>O</b>	<b>Ostale javne, društvene, socijalne i lične/osobne uslužne djelatnosti</b>	<b>svega</b>	<b>644</b>	<b>-</b>	<b>4</b>	<b>44</b>	<b>94</b>	<b>100</b>
		<b>žene</b>	<b>221</b>	<b>-</b>	<b>1</b>	<b>22</b>	<b>44</b>	<b>33</b>

I DJELATNOSTIMA, MART/OŽUJAK 2008.  
AND ACTIVITIES, MARCH 2008.

40-44	45-49	50-54	55-59	60-64	65 i više 65 and over		
<b>4973</b>	<b>4566</b>	<b>3081</b>	<b>1839</b>	<b>750</b>	<b>59</b>	<i>all</i>	<i>TOTAL</i>
<b>2027</b>	<b>1976</b>	<b>1166</b>	<b>608</b>	<b>231</b>	<b>10</b>	<i>women</i>	
178	159	131	80	34	-	<i>all</i>	<i>Agriculture, hunting and forestry</i>
32	29	17	8	7	-	<i>women</i>	
7	6	-	4	1	1	<i>all</i>	<i>Fishing</i>
3	1	-	1	-	-	<i>women</i>	
32	21	23	8	5	-	<i>all</i>	<i>Mining</i>
2	3	1	1	-	-	<i>women</i>	
1307	1073	844	415	122	6	<i>all</i>	<i>Manufacturing</i>
512	432	259	47	5	-	<i>women</i>	
173	225	141	74	16	-	<i>all</i>	<i>Electricity, gas and water supply</i>
30	37	25	9	1	-	<i>women</i>	
376	275	185	135	27	-	<i>all</i>	<i>Construction</i>
50	33	21	7	1	-	<i>women</i>	
684	617	253	103	37	5	<i>all</i>	<i>Wholesale and retail trade; motorcycles and personal and household goods</i>
337	281	104	33	10	-	<i>women</i>	
50	37	29	24	12	2	<i>all</i>	<i>Catering trades</i>
16	20	12	10	8	-	<i>women</i>	
352	327	224	146	49	-	<i>all</i>	<i>Transport, storage and communication</i>
78	80	34	32	14	-	<i>women</i>	
74	111	69	41	10	-	<i>all</i>	<i>Financial intermediation</i>
55	73	35	26	3	-	<i>women</i>	
72	100	69	30	19	3	<i>all</i>	<i>Real estate, renting and business activities</i>
31	43	38	12	9	-	<i>women</i>	
677	557	341	177	76	6	<i>all</i>	<i>Public administration and defence; compulsory social security</i>
286	294	172	89	25	-	<i>women</i>	
475	460	349	351	252	26	<i>all</i>	<i>Education</i>
292	269	181	204	111	7	<i>women</i>	
412	481	329	195	60	9	<i>all</i>	<i>Health and social welfare</i>
273	336	242	116	29	3	<i>women</i>	
104	117	94	56	30	1	<i>all</i>	<i>Other community, social and personal service activities</i>
30	45	25	13	8	-	<i>women</i>	

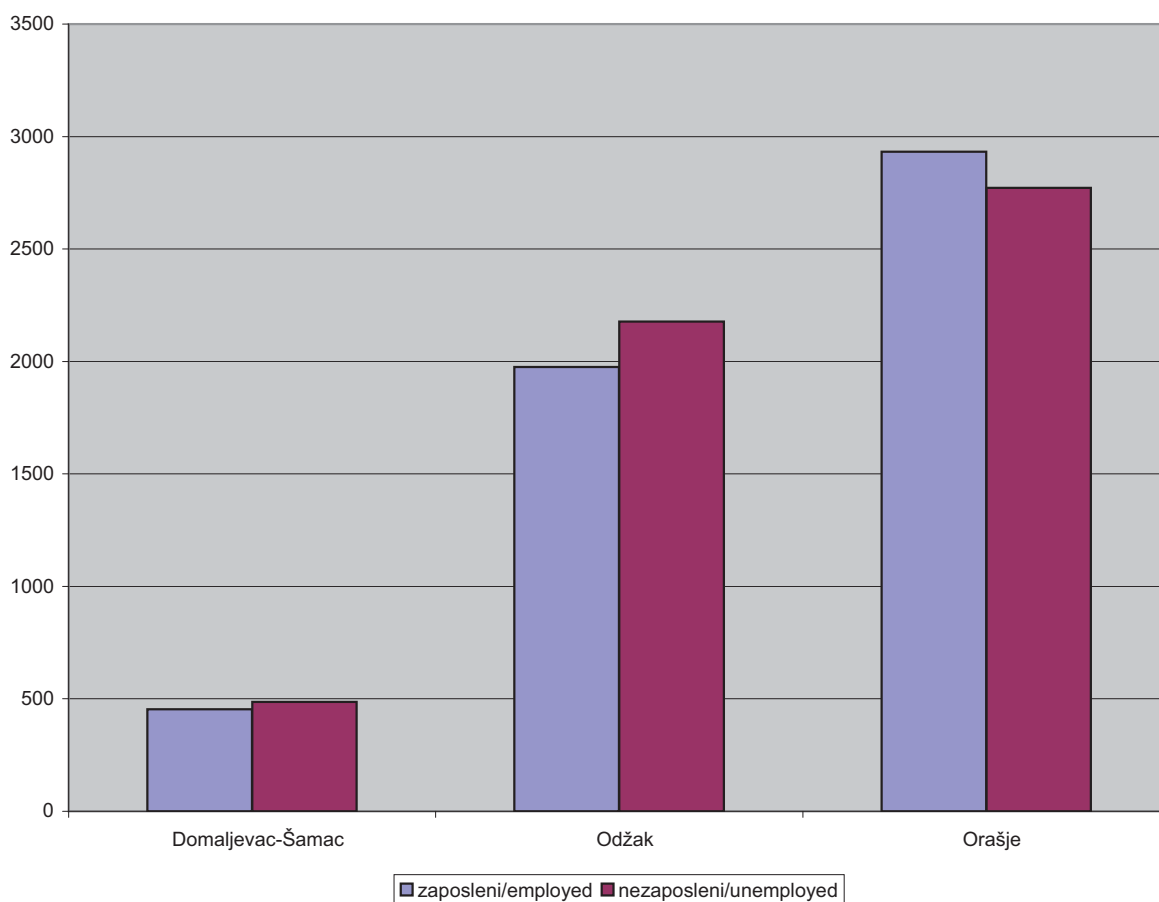
**3. KANTON POSAVSKI**  
CANTON POSAVSKI

**3.1 ZAPOSLENOST, NEZAPOSLENOST, NETO I BRUTO PLAĆA U KANTONU POSAVSKOM U 2008.**  
EMPLOYMENT, UNEMPLOYMENT, NET AND GROSS WAGE IN CANTON POSAVSKI IN 2008.

Godišnji prosjek  
Average for year

	Broj zaposlenih Number of employed persons		Broj nezaposlenih stanje , 31.12. 2008. Number of unemployed situation, 31.12. 2008.		Neto plaća Net wage	Bruto plaća Gross wage
	Ukupno Total	Žene Female	Ukupno Total	Žene Female		
<b>Federacija BiH</b> <i>Federation B&amp;H</i>	<b>430745</b>	<b>163045</b>	<b>338643</b>	<b>175451</b>	<b>751,30</b>	<b>1104,85</b>
<b>Kanton/Canton Posavski</b>	<b>5362</b>	<b>2265</b>	<b>5436</b>	<b>2137</b>	<b>655,60</b>	<b>964,12</b>
Domaljevac-Šamac	454	193	487	148	540,76	795,23
Odžak	1975	776	2177	1013	556,93	819,01
Orašje	2933	1296	2772	976	732,49	1077,19

**Zaposlenost i nezaposlenost u kantonu Posavskom po općinama**  
*Employment and unemployment in canton Posavski by municipality*



**3. KANTON POSAVSKI**  
CANTON POSAVSKI

**3.2 ZAPOSLENI PREMA STEPENU/STUPNJU STRUČNOG OBRAZOVANJA PO OPĆINAMA, MART/OŽUJAK 2008.**  
EMPLOYED ACCORDING TO PROFESSIONAL QUALIFICATIONS BY MUNICIPALITY, MARCH 2008.

		UKUPNO <i>TOTAL</i>	V S S <i>University</i>			VŠŠ <i>Higher</i>	SSS <i>Seco- ndary</i>	NSS <i>Eleme- ntary</i>	VKV <i>Highly skilled</i>	KV <i>Skilled</i>	PKV <i>Semi- skilled</i>	NKV <i>Unski- lled</i>
			svega <i>all</i>	doktori <i>doctors</i>	magistri <i>masters</i>							
Kanton/Canton Posavski	svega/all	4680	513	-	6	457	2620	213	51	574	44	208
	žene/women	1932	193	-	2	249	1196	88	2	104	21	79
Domaljevac-Šamac	svega/all	389	25	-	-	40	258	13	3	16	3	31
	žene/women	164	5	-	-	23	117	8	-	1	-	10
Odžak	svega/all	1738	142	-	2	145	958	58	30	312	23	70
	žene/women	681	58	-	1	75	420	20	2	75	12	19
Orašje	svega/all	2553	346	-	4	272	1404	142	18	246	18	107
	žene/women	1087	130	-	1	151	659	60	-	28	9	50

**3. KANTON POSAVSKI**  
CANTON POSAVSKI

**3.3 ZAPOSLENI PREMA INTERVALIMA STAROSTI PO OPĆINAMA, MART/OŽUJAK 2008.**  
EMPLOYED ACCORDING TO AGE BY MUNICIPALITY, MARCH 2008.

		UKUPNO TOTAL	do 19 to 19	20-24	25-29	30-34	35-39	40-44	45-49	50-54	55-59	60-64	65 i više 65 and over
<b>Kanton/Canton Posavski</b>	<b>svega/all</b>	<b>4680</b>	<b>1</b>	<b>293</b>	<b>669</b>	<b>629</b>	<b>810</b>	<b>864</b>	<b>626</b>	<b>394</b>	<b>234</b>	<b>145</b>	<b>15</b>
	<i>žene/women</i>	<b>1932</b>	-	<b>145</b>	<b>312</b>	<b>285</b>	<b>275</b>	<b>363</b>	<b>259</b>	<b>146</b>	<b>88</b>	<b>56</b>	<b>3</b>
Domaljevac-Šamac	<b>svega/all</b>	<b>389</b>	-	40	70	53	70	51	40	31	19	15	-
	<i>žene/women</i>	<b>164</b>	-	20	33	25	23	25	14	11	7	6	-
Odžak	<b>svega/all</b>	<b>1738</b>	1	110	246	267	308	308	208	128	78	78	6
	<i>žene/women</i>	<b>681</b>	-	54	84	117	116	131	77	47	26	28	1
Orašje	<b>svega/all</b>	<b>2553</b>	-	143	353	309	432	505	378	235	137	52	9
	<i>žene/women</i>	<b>1087</b>	-	71	195	143	136	207	168	88	55	22	2

**3. KANTON POSAVSKI**  
CANTON POSAVSKI

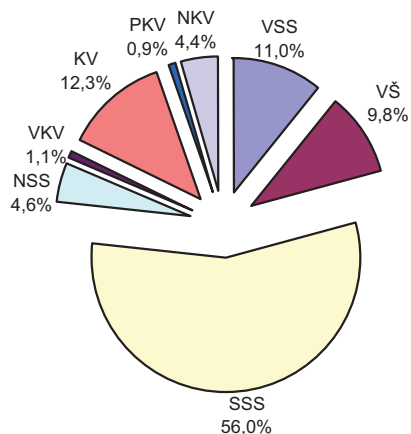
**3.4 ZAPOSLENOST I PLAĆA U KANTONU POSAVSKOM**  
**PO PODRUČJIMA KD U 2008.**  
EMPLOYMENT AND WAGE IN CANTON POSAVSKI  
BY THE CEA IN 2008.

**Godišnji prosjek**  
Average for year

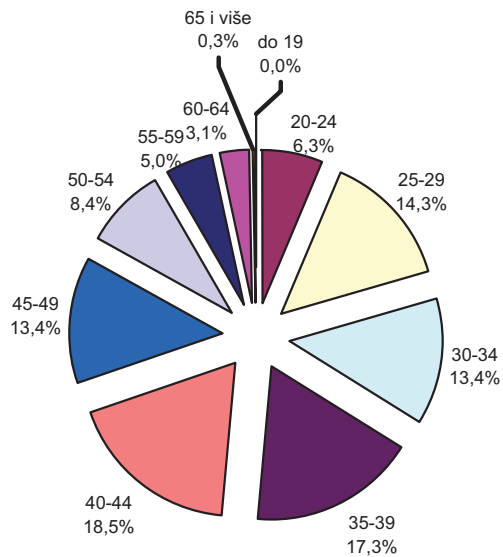
	<b>Broj zaposlenih</b> <i>Number of employed persons</i>	<b>Neto plaća</b> <i>Net wage</i>	<b>Bruto plaća</b> <i>Gross wage</i>	
<b>UKUPNO</b>	<b>5362</b>	<b>655,60</b>	<b>964,12</b>	<b>TOTAL</b>
<b>A</b> Poljoprivreda, lov i šumarstvo	102	386,22	567,97	<i>Agriculture, hunt and forestry</i>
<b>C</b> Rudarstvo	36	382,70	562,79	<i>Mining</i>
<b>D</b> Prerađivačka industrija	867	410,34	603,45	<i>Manufacturing</i>
<b>E</b> Snabdjevanje/opskrba električ. energijom, gasom/plinom i vodom	124	1309,23	1925,34	<i>Electricity, gas and water supply</i>
<b>F</b> Građevinarstvo	278	428,53	630,20	<i>Construction</i>
<b>G</b> Trgovina na veliko i malo; popravak motornih vozila i motocikla, te predmeta za ličnu/osobnu upotr./ uporabu i domač./kućanstvo	1300	430,54	633,15	<i>Wholesale and retail trade; motorcycles and personal and household goods</i>
<b>H</b> Ugostiteljstvo	276	366,38	538,80	<i>Catering trades</i>
<b>I</b> Saobraćaj/Promet, skladišt. i veze	341	858,04	1261,82	<i>Transport, storage and communication</i>
<b>J</b> Finans./Financijsko posredovanje	66	1119,42	1646,21	<i>Financial intermediation</i>
<b>K</b> Poslovanje nekretninama, iznajmljivanje i poslovne usluge	134	513,10	754,56	<i>Real estate, renting and business activities</i>
<b>L</b> Javna uprava i odbrana/obrana; obavez./obvezno socij.osiguranje	823	870,73	1280,48	<i>Public administration and defence; compulsory social security</i>
<b>M</b> Obrazovanje	456	735,16	1081,12	<i>Education</i>
<b>N</b> Zdrastvena i socijalna zaštita/skrb	391	854,23	1256,22	<i>Health and social welfare</i>
<b>O</b> Ostale javne, društvene, socijalne i lične/osobne uslužne djelatnosti	144	617,59	908,22	<i>Other community, social and personal service activities</i>
<b>P</b> Privatna domaćinstva sa zaposlenim osobama	6	-	-	<i>Private households with employed persons</i>
<b>00</b> Neraspoređeno po djelatnostima KD	18	-	-	<i>Unclassified according to activities KD</i>

### 3. KANTON POSAVSKI CANTON POSAVSKI

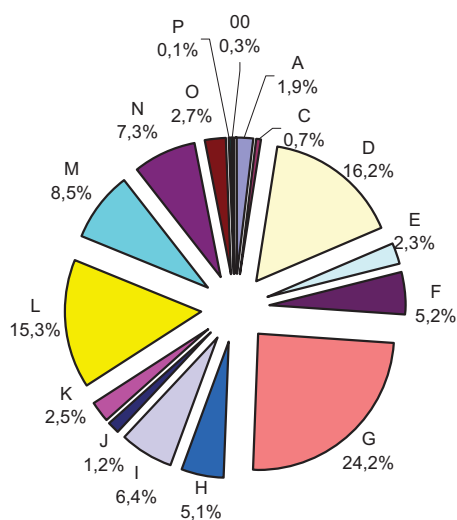
**Zaposleni prema stepenu stručnog obrazovanja u  
Kantonu Posavskom, mart/ožujak 2008**  
*Employed according to professional qualifications in  
Canton Posavski, March 2008*



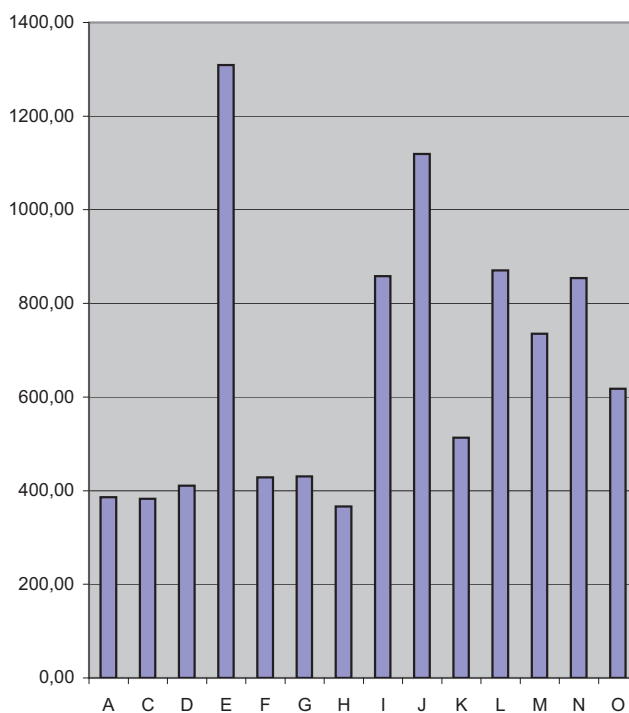
**Zaposleni prema intervalima starosti u Kantonu  
Posavskom, mart/ožujak 2008**  
*Employed according to age in Canton Posavski, March 2008*



**Zaposlenost po područjima KD u Kantonu  
Posavskom u 2008**  
*Employment by the cea in Canton Posavski in 2008*



**Prosječna neto plaća po područjima KD u Kantonu  
Posavskom, u 2008**  
*Average net wage by the cea in Canton Posavski in 2008*



**3. KANTON POSAVSKI**  
CANTON POSAVSKI

**3.5 ZAPOSLENI PREMA STEPENU/STUPNJU STRUČNOG**  
EMPLOYED ACCORDING TO PROFESSIONAL

		UKUPNO TOTAL	V S S University			VŠS Higher	
			svoga all	doktori doctors	magistri masters		
<b>UKUPNO</b>		<b>svoga</b>	<b>4680</b>	<b>513</b>	<b>-</b>	<b>6</b>	<b>457</b>
		<b>žene</b>	<b>1932</b>	<b>193</b>	<b>-</b>	<b>2</b>	<b>249</b>
<b>A</b>	<b>Poljoprivreda, lov i šumarstvo</b>	<b>svoga</b>	<b>90</b>	<b>6</b>	<b>-</b>	<b>-</b>	<b>4</b>
		<b>žene</b>	<b>13</b>	<b>1</b>	<b>-</b>	<b>-</b>	<b>1</b>
<b>B</b>	<b>Ribarstvo</b>	<b>svoga</b>	<b>-</b>	<b>-</b>	<b>-</b>	<b>-</b>	<b>-</b>
		<b>žene</b>	<b>-</b>	<b>-</b>	<b>-</b>	<b>-</b>	<b>-</b>
<b>C</b>	<b>Rudarstvo</b>	<b>svoga</b>	<b>36</b>	<b>2</b>	<b>-</b>	<b>-</b>	<b>-</b>
		<b>žene</b>	<b>2</b>	<b>-</b>	<b>-</b>	<b>-</b>	<b>-</b>
<b>D</b>	<b>Prerađivačka industrija</b>	<b>svoga</b>	<b>793</b>	<b>21</b>	<b>-</b>	<b>-</b>	<b>14</b>
		<b>žene</b>	<b>264</b>	<b>9</b>	<b>-</b>	<b>-</b>	<b>7</b>
<b>E</b>	<b>Snabdjevanje/opskrba električ. energijom, gasom/plinom i vodom</b>	<b>svoga</b>	<b>122</b>	<b>14</b>	<b>-</b>	<b>-</b>	<b>14</b>
		<b>žene</b>	<b>17</b>	<b>2</b>	<b>-</b>	<b>-</b>	<b>4</b>
<b>F</b>	<b>Građevinarstvo</b>	<b>svoga</b>	<b>238</b>	<b>8</b>	<b>-</b>	<b>-</b>	<b>5</b>
		<b>žene</b>	<b>23</b>	<b>-</b>	<b>-</b>	<b>-</b>	<b>2</b>
<b>G</b>	<b>Trgovina na veliko i malo; popravak motornih vozila i motocikla, te predmeta za ličnu/osobnu upotr./ uporabu i domać./kućanstvo</b>	<b>svoga</b>	<b>1061</b>	<b>17</b>	<b>-</b>	<b>-</b>	<b>29</b>
		<b>žene</b>	<b>557</b>	<b>6</b>	<b>-</b>	<b>-</b>	<b>14</b>
<b>H</b>	<b>Ugostiteljstvo</b>	<b>svoga</b>	<b>65</b>	<b>-</b>	<b>-</b>	<b>-</b>	<b>2</b>
		<b>žene</b>	<b>30</b>	<b>-</b>	<b>-</b>	<b>-</b>	<b>1</b>
<b>I</b>	<b>Saobraćaj/Promet, skladišt. i veze</b>	<b>svoga</b>	<b>340</b>	<b>19</b>	<b>-</b>	<b>-</b>	<b>31</b>
		<b>žene</b>	<b>98</b>	<b>4</b>	<b>-</b>	<b>-</b>	<b>8</b>
<b>J</b>	<b>Finans./Financijsko posredovanje</b>	<b>svoga</b>	<b>62</b>	<b>19</b>	<b>-</b>	<b>-</b>	<b>7</b>
		<b>žene</b>	<b>40</b>	<b>11</b>	<b>-</b>	<b>-</b>	<b>4</b>
<b>K</b>	<b>Poslovanje nekretninama, iznajmljivanje i poslovne usluge</b>	<b>svoga</b>	<b>118</b>	<b>4</b>	<b>-</b>	<b>-</b>	<b>17</b>
		<b>žene</b>	<b>34</b>	<b>-</b>	<b>-</b>	<b>-</b>	<b>5</b>
<b>L</b>	<b>Javna uprava i odbrana/odbrana; obavez./obvezno socij.osiguranje</b>	<b>svoga</b>	<b>818</b>	<b>187</b>	<b>-</b>	<b>4</b>	<b>108</b>
		<b>žene</b>	<b>279</b>	<b>69</b>	<b>-</b>	<b>1</b>	<b>40</b>
<b>M</b>	<b>Obrazovanje</b>	<b>svoga</b>	<b>452</b>	<b>134</b>	<b>-</b>	<b>-</b>	<b>187</b>
		<b>žene</b>	<b>293</b>	<b>59</b>	<b>-</b>	<b>-</b>	<b>132</b>
<b>N</b>	<b>Zdrastvena i socijalna zaštita/skrb</b>	<b>svoga</b>	<b>385</b>	<b>70</b>	<b>-</b>	<b>2</b>	<b>34</b>
		<b>žene</b>	<b>256</b>	<b>31</b>	<b>-</b>	<b>1</b>	<b>27</b>
<b>O</b>	<b>Ostale javne, društvene, socijalne i lične/osobne uslužne djelatnosti</b>	<b>svoga</b>	<b>100</b>	<b>12</b>	<b>-</b>	<b>-</b>	<b>5</b>
		<b>žene</b>	<b>26</b>	<b>1</b>	<b>-</b>	<b>-</b>	<b>4</b>

**OBRAZOVANJA I DJELATNOSTIMA, MART/OŽUJAK 2008.**  
**QUALIFICATIONS AND ACTIVITIES, MARCH 2008.**

<b>SSS</b> <i>Secondary</i>	<b>NSS</b> <i>Elementary</i>	<b>VKV</b> <i>Highly skilled</i>	<b>KV</b> <i>Skilled</i>	<b>PKV</b> <i>Semi-skilled</i>	<b>NKV</b> <i>Unskilled</i>		
<b>2620</b>	<b>213</b>	<b>51</b>	<b>574</b>	<b>44</b>	<b>208</b>	<i>all</i>	<b>TOTAL</b>
<b>1196</b>	<b>88</b>	<b>2</b>	<b>104</b>	<b>21</b>	<b>79</b>	<i>women</i>	
34	19	-	22	-	5	<i>all</i>	<i>Agriculture, hunting and forestry</i>
5	6	-	-	-	-	<i>women</i>	
-	-	-	-	-	-	<i>all</i>	<i>Fishing</i>
-	-	-	-	-	-	<i>women</i>	
4	3	-	16	-	11	<i>all</i>	<i>Mining</i>
-	-	-	1	-	1	<i>women</i>	
424	45	5	221	7	56	<i>all</i>	<i>Manufacturing</i>
174	6	-	55	1	12	<i>women</i>	
34	2	26	29	-	3	<i>all</i>	<i>Electricity, gas and water supply</i>
9	1	-	-	-	1	<i>women</i>	
121	20	-	67	7	10	<i>all</i>	<i>Construction</i>
19	-	-	-	-	2	<i>women</i>	
871	33	5	66	9	31	<i>all</i>	<i>Wholesale and retail trade;</i>
468	14	-	36	6	13	<i>women</i>	<i>motorcycles and personal and household goods</i>
51	1	2	2	2	5	<i>all</i>	<i>Catering trades</i>
24	1	1	1	-	2	<i>women</i>	
222	18	3	44	-	3	<i>all</i>	<i>Transport, storage and communication</i>
75	8	-	2	-	1	<i>women</i>	
35	-	-	-	-	1	<i>all</i>	<i>Financial intermediation</i>
24	-	-	-	-	1	<i>women</i>	
51	-	2	34	-	10	<i>all</i>	<i>Real estate, renting and business activities</i>
20	-	-	6	-	3	<i>women</i>	
456	27	3	35	2	-	<i>all</i>	<i>Public administration and defence; compulsory social security</i>
147	20	-	1	2	-	<i>women</i>	
68	7	3	9	15	29	<i>all</i>	<i>Education</i>
54	5	1	1	12	29	<i>women</i>	
210	29	1	20	2	19	<i>all</i>	<i>Health and social welfare</i>
159	25	-	1	-	13	<i>women</i>	
39	9	1	9	-	25	<i>all</i>	<i>Other community, social and personal service activities</i>
18	2	-	-	-	1	<i>women</i>	

**3. KANTON POSAVSKI**  
CANTON POSAVSKI

**3.6 ZAPOSLENI PREMA INTERVALIMA STAROSTI**  
EMPLOYED ACCORDING TO AGE

		UKUPNO TOTAL	do 19 to 19	20-24	25-29	30-34	35-39
UKUPNO	svega	4680	1	293	669	629	810
	žene	1932	-	145	312	285	275
A Poljoprivreda, lov i šumarstvo	svega	90	-	-	6	9	9
	žene	13	-	-	-	1	2
B Ribarstvo	svega	-	-	-	-	-	-
	žene	-	-	-	-	-	-
C Rudarstvo	svega	36	-	-	2	-	14
	žene	2	-	-	1	-	1
D Prerađivačka industrija	svega	793	-	70	115	124	143
	žene	264	-	30	30	40	59
E Snabdjevanje/opskrba električ. energijom, gasom/plinom i vodom	svega	122	-	2	10	16	17
	žene	17	-	-	1	-	1
F Građevinarstvo	svega	238	-	8	37	30	65
	žene	23	-	2	5	2	7
G Trgovina na veliko i malo; popravak motornih vozila i motocikla, te predmeta za ličnu/osobnu upotr./ uporabu i domać./kućanstvo	svega	1061	1	131	262	162	193
	žene	557	-	61	146	96	86
H Ugostiteljstvo	svega	65	-	9	7	9	10
	žene	30	-	4	2	1	6
I Saobraćaj/Promet, skladišt. i veze	svega	340	-	8	35	47	55
	žene	98	-	3	10	12	15
J Finans./Financijsko posredovanje	svega	62	-	3	7	9	6
	žene	40	-	3	4	7	3
K Poslovanje nekretninama, iznajmljivanje i poslovne usluge	svega	118	-	13	25	19	14
	žene	34	-	8	7	7	1
L Javna uprava i odbrana/obrana; obavez./obvezno socij.osiguranje	svega	818	-	11	42	104	189
	žene	279	-	4	19	51	42
M Obrazovanje	svega	452	-	13	62	39	45
	žene	293	-	12	42	29	29
N Zdrastvena i socijalna zaštita/skrb	svega	385	-	25	53	49	43
	žene	256	-	18	41	33	19
O Ostale javne, društvene, socijalne i lične/osobne uslužne djelatnosti	svega	100	-	-	6	12	7
	žene	26	-	-	4	6	4

I DJELATNOSTIMA, MART/OŽUJAK 2008.  
AND ACTIVITIES, MARCH 2008.

40-44	45-49	50-54	55-59	60-64	65 i više 65 and over		
<b>864</b>	<b>626</b>	<b>394</b>	<b>234</b>	<b>145</b>	<b>15</b>	<i>all</i>	TOTAL
<b>363</b>	<b>259</b>	<b>146</b>	<b>88</b>	<b>56</b>	<b>3</b>	<i>women</i>	
20	18	11	11	6	-	<i>all</i>	Agriculture, hunting and forestry
3	2	2	2	1	-	<i>women</i>	
-	-	-	-	-	-	<i>all</i>	Fishing
-	-	-	-	-	-	<i>women</i>	
8	7	3	1	1	-	<i>all</i>	Mining
-	-	-	-	-	-	<i>women</i>	
131	107	61	31	11	-	<i>all</i>	Manufacturing
49	29	19	5	3	-	<i>women</i>	
32	19	13	11	2	-	<i>all</i>	Electricity, gas and water supply
6	7	1	1	-	-	<i>women</i>	
33	20	35	5	2	3	<i>all</i>	Construction
3	2	2	-	-	-	<i>women</i>	
141	86	55	19	10	1	<i>all</i>	Wholesale and retail trade; motorcycles and personal and household goods
89	43	28	7	1	-	<i>women</i>	
13	7	6	4	-	-	<i>all</i>	Catering trades
9	4	2	2	-	-	<i>women</i>	
112	37	30	13	3	-	<i>all</i>	Transport, storage and communication
46	8	3	-	1	-	<i>women</i>	
7	19	7	3	1	-	<i>all</i>	Financial intermediation
4	14	4	1	-	-	<i>women</i>	
19	11	7	3	6	1	<i>all</i>	Real estate, renting and business activities
5	3	1	-	2	-	<i>women</i>	
203	137	62	39	30	1	<i>all</i>	Public administration and defence; compulsory social security
51	62	23	19	8	-	<i>women</i>	
47	62	67	56	55	6	<i>all</i>	Education
31	40	41	35	32	2	<i>women</i>	
87	66	27	17	15	3	<i>all</i>	Health and social welfare
63	40	20	14	7	1	<i>women</i>	
11	30	10	21	3	-	<i>all</i>	Other community, social and personal service activities
4	5	-	2	1	-	<i>women</i>	

**4. TUZLANSKI KANTON**  
TUZLANSKI CANTON

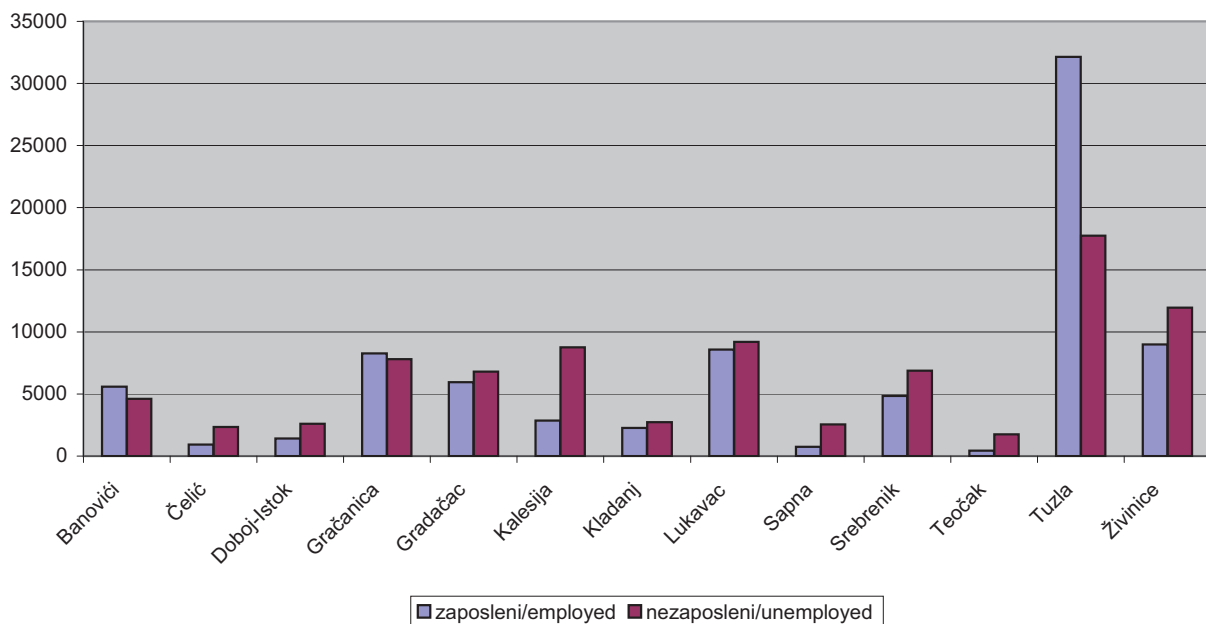
**4.1 ZAPOSLENOST, NEZAPOSLENOST, NETO I BRUTO PLAĆA U TUZLANSKOM KANTONU  
PO OPĆINAMA I SPOLU U 2008.**

EMPLOYMENT, UNEMPLOYMENT, NET AND GROSS WAGE IN TUZLANSKI CANTON  
BY MUNICIPALITY AND SEX IN 2008.

Godišnji prosjek  
Average for year

	Broj zaposlenih Number of employed persons		Broj nezaposlenih stanje , 31.12. 2008. Number of unemployed situation, 31.12. 2008.		Neto plaća Net wage	Bruto plaća Gross wage
	Ukupno Total	Žene Female	Ukupno Total	Žene Female		
<b>Federacija BiH</b> <i>Federation B&amp;H</i>	<b>430754</b>	<b>163045</b>	<b>338643</b>	<b>175451</b>	<b>751,30</b>	<b>1104,85</b>
<b>Tuzlanski kanton/canton</b>	<b>82993</b>	<b>27864</b>	<b>85711</b>	<b>44201</b>	<b>707,10</b>	<b>1039,85</b>
Banovići	5579	1359	4605	2635	699,34	1028,44
Čelić	937	269	2355	1145	613,16	901,71
Doboj-Istok	1408	477	2607	1322	557,70	820,15
Gračanica	8276	3106	7802	3955	520,09	764,84
Gradačac	5950	2321	6793	2787	589,34	866,68
Kalesija	2857	850	8765	4346	630,59	927,34
Kladanj	2263	571	2724	1350	670,44	985,94
Lukavac	8570	2305	9202	5401	692,59	1018,52
Sapna	734	175	2552	1235	663,35	975,52
Srebrenik	4839	1650	6884	3459	643,43	946,22
Teočak	443	107	1743	875	743,10	1092,80
Tuzla	32143	12386	17740	9521	828,76	1218,77
Živinice	8994	2288	11939	6170	633,46	931,56

**Zaposlenost i nezaposlenost u Tuzlanskom kantonu po općinama**  
*Employment and unemployment in Tuzlanski canton by municipality*



**4. TUZLANSKI KANTON**  
TUZLANSKI CANTON

**4.2 ZAPOSLENI PREMA STEPENU/STUPNJU STRUČNOG OBRAZOVANJA PO OPĆINAMA, MART/OŽUJAK 2008.**  
EMPLOYED ACCORDING TO PROFESSIONAL QUALIFICATIONS BY MUNICIPALITY, MARCH 2008.

		UKUPNO TOTAL	V S S University			VŠS Higher	SSS Seco- ndary	NSS Eleme- ntary	VKV Highly skilled	KV Skilled	PKV Semi- skilled	NKV Unski- lled
			svega all	doktori doctors	magistri masters							
Tuzlanski kanton/canton	svega/all	72993	8627	353	370	4037	27536	1403	4319	18348	2743	5980
	žene/women	24144	3857	111	155	2237	10841	452	285	3310	1010	2152
Banovići	svega/all	5056	394	4	19	194	1387	38	525	1906	196	416
	žene/women	1203	123	-	1	121	598	18	10	189	38	106
Čelić	svega/all	710	85	-	-	61	430	16	4	67	1	46
	žene/women	207	27	-	-	35	114	2	1	5	-	23
Doboj-Istok	svega/all	1117	122	-	3	83	555	20	30	198	23	86
	žene/women	386	49	-	2	38	206	3	1	44	-	45
Gračanica	svega/all	7101	619	-	7	416	2537	308	177	2162	570	312
	žene/women	2744	267	-	1	193	872	47	19	797	402	147
Gradačac	svega/all	4950	510	-	6	392	1865	211	65	1167	319	421
	žene/women	1986	191	-	1	199	730	93	7	330	231	205
Kalesija	svega/all	2209	277	25	1	257	858	40	65	515	57	140
	žene/women	683	101	12	-	134	286	25	2	68	19	48
Kladanj	svega/all	1940	132	1	3	137	825	29	102	459	46	210
	žene/women	447	55	-	-	72	172	14	1	72	17	44
Lukavac	svega/all	7412	757	4	9	308	2575	84	824	1970	213	681
	žene/women	1904	352	1	2	184	893	27	34	214	38	162
Sapna	svega/all	630	94	1	-	82	253	13	8	146	8	26
	žene/women	164	33	1	-	27	76	2	1	15	-	10
Srebrenik	svega/all	3930	400	1	2	324	1511	96	103	898	133	465
	žene/women	1355	158	-	-	172	586	13	1	180	2	243
Teočak	svega/all	292	52	-	-	36	124	3	13	36	4	24
	žene/women	78	16	-	-	24	28	2	-	-	-	8
Tuzla	svega/all	30065	4501	314	310	1290	12103	411	1967	6406	1038	2349
	žene/women	11193	2215	97	147	766	5539	159	196	1150	249	919
Živinice	svega/all	7581	684	3	10	457	2513	134	436	2418	135	804
	žene/women	1794	270	-	1	272	741	47	12	246	14	192

**4. TUZLANSKI KANTON**  
TUZLANSKI CANTON

**4.3 ZAPOSLENI PREMA INTERVALIMA STAROSTI PO OPĆINAMA, MART/OŽUJAK 2008.**  
EMPLOYED ACCORDING TO AGE BY MUNICIPALITY, MARCH 2008.

		UKUPNO TOTAL	do 19 to 19	20-24	25-29	30-34	35-39	40-44	45-49	50-54	55-59	60-64	65 i više 65 and over
Tuzlanski kanton/canton	svega/all	72993	58	3679	7721	9000	9853	11613	13326	9674	6208	1757	104
	žene/women	24144	30	1019	2624	3238	3337	3836	4668	3138	1766	459	29
Banovići	svega/all	5056	1	95	312	603	711	943	1147	728	427	83	6
	žene/women	1203	-	15	90	219	145	169	258	196	88	20	3
Čelić	svega/all	710	-	60	121	131	84	114	103	54	25	17	1
	žene/women	207	-	11	30	40	27	41	33	16	7	1	1
Doboj-Istok	svega/all	1117	-	58	133	166	189	189	169	85	83	39	6
	žene/women	386	-	20	34	69	69	65	67	20	33	9	-
Gračanica	svega/all	7101	39	537	1115	1059	1030	980	1077	663	421	167	13
	žene/women	2744	27	207	392	471	408	416	465	203	118	36	1
Gradačac	svega/all	4950	6	437	699	591	683	843	779	491	267	145	9
	žene/women	1986	-	177	278	224	314	352	312	202	92	33	2
Kalesija	svega/all	2209	-	147	316	312	341	388	371	184	106	41	3
	žene/women	683	-	39	135	105	112	112	106	36	28	10	-
Kladanj	svega/all	1940	-	127	288	335	312	289	263	187	114	23	2
	žene/women	447	-	15	46	88	70	77	74	43	28	6	-
Lukavac	svega/all	7412	1	235	583	626	832	1246	1606	1250	806	220	7
	žene/women	1904	-	48	182	195	251	298	417	317	159	36	1
Sapna	svega/all	630	-	9	91	95	89	88	113	37	78	28	2
	žene/women	164	-	8	31	38	38	23	13	5	6	1	1
Srebrenik	svega/all	3930	7	243	534	538	644	632	625	400	238	64	5
	žene/women	1355	3	90	195	196	214	209	243	114	68	22	1
Teočak	svega/all	292	-	13	34	48	33	43	45	40	21	14	1
	žene/women	78	-	5	15	19	12	12	3	6	5	1	-
Tuzla	svega/all	30065	3	1236	2691	3650	4022	4621	5524	4474	3047	751	46
	žene/women	11193	-	280	1002	1351	1389	1769	2356	1747	1033	247	19
Živinice	svega/all	7581	1	482	804	846	883	1237	1504	1081	575	165	3
	žene/women	1794	-	104	194	223	288	293	321	233	101	37	-

**4.TUZLANSKI KANTON**  
TUZLANSKI CANTON

**4-4 ZAPOSLENOST I PLAĆA U TUZLANSKOM KANTONU  
PO PODRUČJIMA KD U 2008.**

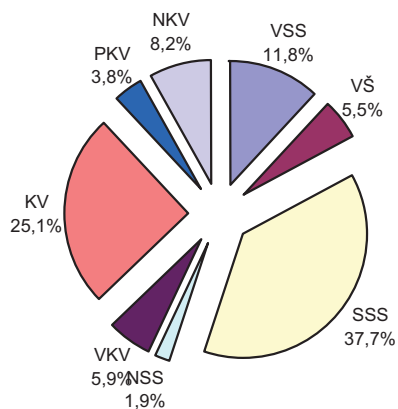
EMPLOYMENT AND WAGE IN TUZLANSKI CANTON  
BY THE CEA IN 2008.

Godišnji prosjek  
Average for year

	Broj zaposlenih <i>Number of employed persons</i>	Neto plaća <i>Net wage</i>	Bruto plaća <i>Gross wage</i>	
<b>UKUPNO</b>	<b>82993</b>	<b>707,10</b>	<b>1039,85</b>	<b>TOTAL</b>
<b>A Poljoprivreda, lov i šumarstvo</b>	1215	677,41	996,20	<i>Agriculture, hunt and forestry</i>
<b>C Rudarstvo</b>	8032	746,98	1098,50	<i>Mining</i>
<b>D Prerađivačka industrija</b>	19702	493,08	725,12	<i>Manufacturing</i>
<b>E Snabdjevanje/opskrba električ. energijom, gasom/plinom i vodom</b>	2718	1224,14	1800,20	<i>Electricity, gas and water supply</i>
<b>F Građevinarstvo</b>	5834	484,95	713,16	<i>Construction</i>
<b>G Trgovina na veliko i malo; popravak motornih vozila i motocikla, te predmeta za ličnu/osobnu upotr./ uporabu i domać./kućanstvo</b>	13839	487,62	717,09	<i>Wholesale and retail trade; motorcycles and personal and household goods</i>
<b>H Ugostiteljstvo</b>	2660	539,32	793,12	<i>Catering trades</i>
<b>I Saobraćaj/Promet, skladišt. i veze</b>	5935	744,35	1094,63	<i>Transport, storage and communication</i>
<b>J Finans./Financijsko posredovanje</b>	1105	1129,77	1661,42	<i>Financial intermediation</i>
<b>K Poslovanje nekretninama, iznajmljivanje i poslovne usluge</b>	2221	767,07	1128,04	<i>Real estate, renting and business activities</i>
<b>L Javna uprava i odbrana/obrana; obavez./obvezno socij.osiguranje</b>	5157	977,18	1437,02	<i>Public administration and defence; compulsory social security</i>
<b>M Obrazovanje</b>	6940	815,59	1199,40	<i>Education</i>
<b>N Zdrastvena i socijalna zaštita/skrb</b>	5531	975,08	1433,94	<i>Health and social welfare</i>
<b>O Ostale javne, društvene, socijalne i lične/osobne uslužne djelatnosti</b>	1818	676,03	994,16	<i>Other community, social and personal service activities</i>
<b>P Privatna domaćinstva sa zaposlenim osobama</b>	3	-	-	<i>Private households with employed persons</i>
<b>00 Neraspoređeno po djelatnostima KD</b>	283	-	-	<i>Unclassified according to activities KD</i>

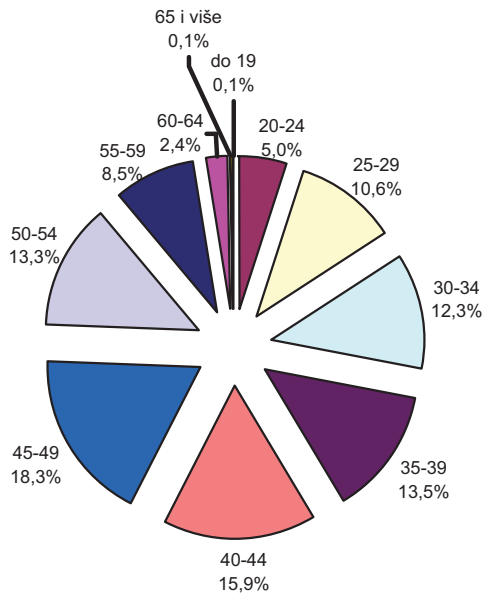
**4.TUZLANSKI KANTON**  
TUZLANSKI CANTON

**Zaposleni prema stepenu stručnog obrazovanja u Tuzlanskom kantonu, mart/ožujak 2008**  
*Employed according to professional qualifications in Tuzlanski canton, March 2008*



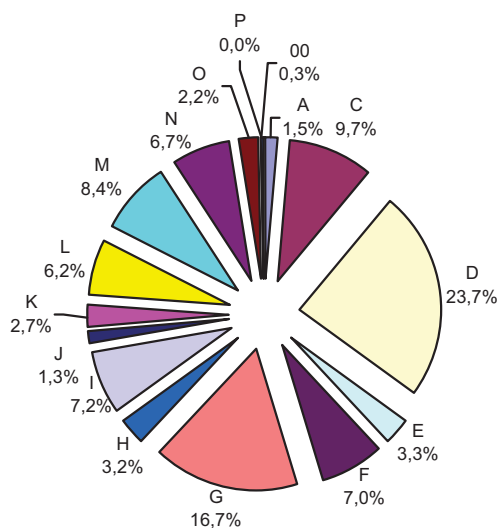
**Zaposleni prema intervalima starosti u Tuzlanskom kantonu, mart/ožujak 2008**  
*Employed according to age in Tuzlanski canton, March 2008*

*Employed according to age in Tuzlanski canton, March 2008*



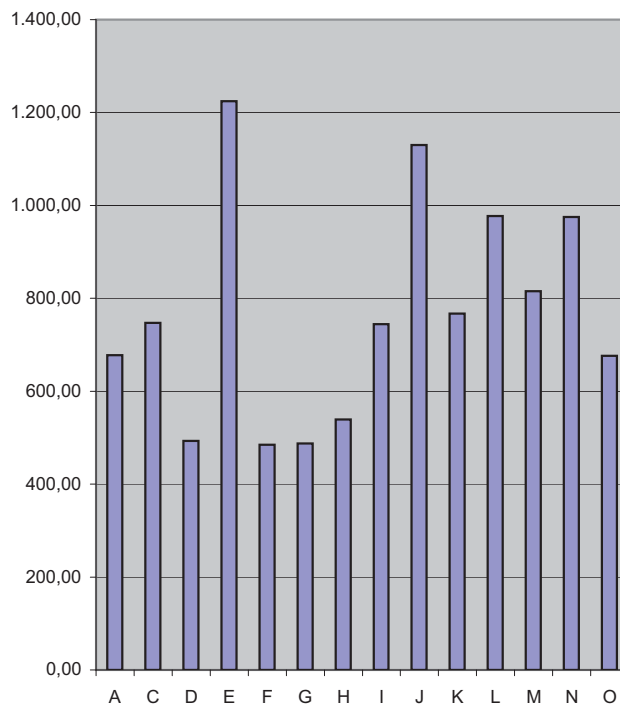
**Zaposlenost po područjima KD u Tuzlanskom kantonu u 2008**  
*Employment by the cea in Tuzlanski canton in 2008*

*Employment by the cea in Tuzlanski canton in 2008*



**Prosječna neto plaća po područjima KD u Tuzlanskom kantonu u 2008**  
*Average net wage by the cea in Tuzlanski canton in 2008*

*Average net wage by the cea in Tuzlanski canton in 2008*



**4. TUZLANSKI KANTON**  
TUZLANSKI CANTON

**4.5 ZAPOSLENI PREMA STEPENU/STUPNJU STRUČNOG**  
EMPLOYED ACCORDING TO PROFESSIONAL

		UKUPNO TOTAL	V S S University			VŠS Higher	
			svega all	doktori doctors	magistri masters		
	<b>UKUPNO</b>	svega	<b>72993</b>	<b>8627</b>	<b>353</b>	<b>370</b>	<b>4037</b>
		žene	<b>24144</b>	<b>3857</b>	<b>111</b>	<b>155</b>	<b>2237</b>
<b>A</b>	<b>Poljoprivreda, lov i šumarstvo</b>	svega	<b>956</b>	91	1	4	13
		žene	<b>139</b>	24	-	-	5
<b>C</b>	<b>Rudarstvo</b>	svega	<b>7990</b>	491	10	27	80
		žene	<b>606</b>	101	-	1	27
<b>D</b>	<b>Prerađivačka industrija</b>	svega	<b>18669</b>	830	-	20	402
		žene	<b>5659</b>	227	-	7	138
<b>E</b>	<b>Snabdjevanje/opskrba električ. energijom, gasom/plinom i vodom</b>	svega	<b>2678</b>	286	4	17	69
		žene	<b>415</b>	73	-	1	19
<b>F</b>	<b>Građevinarstvo</b>	svega	<b>5235</b>	262	3	4	89
		žene	<b>404</b>	63	-	-	25
<b>G</b>	<b>Trgovina na veliko i malo; popravak motornih vozila i motocikla, te predmeta za ličnu/osobnu upotr./ uporabu i domać./kućanstvo</b>	svega	<b>9985</b>	418	3	24	198
		žene	<b>4193</b>	218	-	17	70
<b>H</b>	<b>Ugostiteljstvo</b>	svega	<b>942</b>	20	-	-	16
		žene	<b>448</b>	5	-	-	6
<b>I</b>	<b>Saobraćaj/Promet, skladišt. i veze</b>	svega	<b>5223</b>	209	2	7	162
		žene	<b>752</b>	68	-	3	60
<b>J</b>	<b>Finans./Financijsko posredovanje</b>	svega	<b>1007</b>	237	1	5	71
		žene	<b>688</b>	145	-	3	38
<b>K</b>	<b>Poslovanje nekretninama, iznajmljivanje i poslovne usluge</b>	svega	<b>1765</b>	411	12	17	84
		žene	<b>547</b>	135	2	-	44
<b>L</b>	<b>Javna uprava i odbrana/obrana; obavez./obvezno socij.osiguranje</b>	svega	<b>5102</b>	1212	9	12	350
		žene	<b>1988</b>	516	3	1	157
<b>M</b>	<b>Obrazovanje</b>	svega	<b>6893</b>	2653	207	100	2154
		žene	<b>4212</b>	1440	60	50	1425
<b>N</b>	<b>Zdrastvena i socijalna zaštita/skrb</b>	svega	<b>5327</b>	1281	101	128	270
		žene	<b>3694</b>	743	46	71	187
<b>O</b>	<b>Ostale javne, društvene, socijalne i lične/osobne uslužne djelatnosti</b>	svega	<b>1221</b>	226	-	5	79
		žene	<b>399</b>	99	-	1	36

**OBRAZOVANJA I DJELATNOSTIMA, MART/OŽUJAK 2008.**  
**QUALIFICATIONS AND ACTIVITIES, MARCH 2008.**

<b>SSS</b> <i>Secondary</i>	<b>NSS</b> <i>Elementary</i>	<b>VKV</b> <i>Highly skilled</i>	<b>KV</b> <i>Skilled</i>	<b>PKV</b> <i>Semi-skilled</i>	<b>NKV</b> <i>Unskilled</i>		
<b>27536</b>	<b>1403</b>	<b>4319</b>	<b>18348</b>	<b>2743</b>	<b>5980</b>	<i>all</i>	<b>TOTAL</b>
<b>10841</b>	<b>452</b>	<b>285</b>	<b>3310</b>	<b>1010</b>	<b>2152</b>	<i>women</i>	
347	33	10	298	37	127	<i>all</i>	<i>Agriculture, hunting and forestry</i>
62	19	-	10	11	8	<i>women</i>	
2134	28	871	3323	292	771	<i>all</i>	<i>Mining</i>
349	6	2	60	9	52	<i>women</i>	
5955	523	1066	6796	1249	1848	<i>all</i>	<i>Manufacturing</i>
1965	131	60	1784	669	685	<i>women</i>	
609	15	762	547	110	280	<i>all</i>	<i>Electricity, gas and water supply</i>
213	8	11	36	27	28	<i>women</i>	
1946	250	315	1435	216	722	<i>all</i>	<i>Construction</i>
264	14	3	20	1	14	<i>women</i>	
5536	154	410	2704	51	514	<i>all</i>	<i>Wholesale and retail trade;</i>
2538	66	117	992	7	185	<i>women</i>	<i>motorcycles and personal and household goods</i>
293	21	105	313	32	142	<i>all</i>	<i>Catering trades</i>
157	15	25	142	27	71	<i>women</i>	
2056	105	358	1780	396	157	<i>all</i>	<i>Transport, storage and communication</i>
491	22	6	44	13	48	<i>women</i>	
665	10	9	12	-	3	<i>all</i>	<i>Financial intermediation</i>
486	9	1	6	-	3	<i>women</i>	
889	31	31	236	15	68	<i>all</i>	<i>Real estate, renting and business activities</i>
302	21	4	13	3	25	<i>women</i>	
2928	75	38	340	29	130	<i>all</i>	<i>Public administration and defence;</i>
1068	58	-	53	26	110	<i>women</i>	<i>compulsory social security</i>
1046	10	142	207	38	643	<i>all</i>	<i>Education</i>
684	7	32	68	19	537	<i>women</i>	
2698	71	106	234	248	419	<i>all</i>	<i>Health and social welfare</i>
2069	58	17	64	190	366	<i>women</i>	
434	77	96	123	30	156	<i>all</i>	<i>Other community, social and personal service activities</i>
193	18	7	18	8	20	<i>women</i>	

**4. TUZLANSKI KANTON**  
TUZLANSKI CANTON

**4.6 ZAPOSLENI PREMA INTERVALIMA STAROSTI**  
EMPLOYED ACCORDING TO AGE

			UKUPNO TOTAL	do 19 to 19	20-24	25-29	30-34	35-39
	<b>UKUPNO</b>	svoga	<b>72993</b>	<b>58</b>	<b>3679</b>	<b>7721</b>	<b>9000</b>	<b>9853</b>
		žene	<b>24144</b>	<b>30</b>	<b>1019</b>	<b>2624</b>	<b>3238</b>	<b>3337</b>
<b>A</b>	<b>Poljoprivreda, lov i šumarstvo</b>	svoga	<b>956</b>	2	20	48	87	131
		žene	<b>139</b>	-	6	3	13	16
<b>C</b>	<b>Rudarstvo</b>	svoga	<b>7990</b>	1	126	388	601	875
		žene	<b>606</b>	-	4	26	36	51
<b>D</b>	<b>Prerađivačka industrija</b>	svoga	<b>18669</b>	45	1526	2436	2111	2326
		žene	<b>5659</b>	27	451	690	734	800
<b>E</b>	<b>Snabdjevanje/opskrba električ. energijom, gasom/plinom i vodom</b>	svoga	<b>2678</b>	-	38	123	143	217
		žene	<b>415</b>	-	1	28	24	32
<b>F</b>	<b>Građevinarstvo</b>	svoga	<b>5235</b>	-	610	922	834	597
		žene	<b>404</b>	-	30	62	44	44
<b>G</b>	<b>Trgovina na veliko i malo; popravak motornih vozila i motocikla, te predmeta za ličnu/osobnu upotr./ uporabu i domać./kućanstvo</b>	svoga	<b>9985</b>	6	753	1566	1819	1529
		žene	<b>4193</b>	3	354	695	772	697
<b>H</b>	<b>Ugostiteljstvo</b>	svoga	<b>942</b>	-	64	83	66	74
		žene	<b>448</b>	-	18	25	28	30
<b>I</b>	<b>Saobraćaj/Promet, skladišt. i veze</b>	svoga	<b>5223</b>	1	155	361	567	684
		žene	<b>752</b>	-	11	33	68	77
<b>J</b>	<b>Finans./Financijsko posredovanje</b>	svoga	<b>1007</b>	-	30	99	116	120
		žene	<b>688</b>	-	17	68	67	72
<b>K</b>	<b>Poslovanje nekretninama, iznajmljivanje i poslovne usluge</b>	svoga	<b>1765</b>	-	96	183	218	219
		žene	<b>547</b>	-	10	40	52	41
<b>L</b>	<b>Javna uprava i odbrana/odbrana; obavez./obvezno socij.osiguranje</b>	svoga	<b>5102</b>	-	39	196	588	1130
		žene	<b>1988</b>	-	12	84	212	230
<b>M</b>	<b>Obrazovanje</b>	svoga	<b>6893</b>	1	83	758	1068	981
		žene	<b>4212</b>	-	53	543	696	620
<b>N</b>	<b>Zdrastvena i socijalna zaštita/skrb</b>	svoga	<b>5327</b>	-	79	441	640	774
		žene	<b>3694</b>	-	44	273	445	556
<b>O</b>	<b>Ostale javne, društvene, socijalne i lične/osobne uslužne djelatnosti</b>	svoga	<b>1221</b>	2	60	117	142	196
		žene	<b>399</b>	-	8	54	47	71

I DJELATNOSTIMA, MART/OŽUJAK 2008.  
AND ACTIVITIES, MARCH 2008.

40-44	45-49	50-54	55-59	60-64	65 i više 65 and over		
<b>11613</b>	<b>13326</b>	<b>9674</b>	<b>6208</b>	<b>1757</b>	<b>104</b>	<i>all</i>	<i>TOTAL</i>
<b>3836</b>	<b>4668</b>	<b>3138</b>	<b>1766</b>	<b>459</b>	<b>29</b>	<i>women</i>	
186	199	163	91	29	-	<i>all</i>	<i>Agriculture, hunting and forestry</i>
33	36	26	6	-	-	<i>women</i>	
1515	2267	1345	709	162	1	<i>all</i>	<i>Mining</i>
72	152	167	77	21	-	<i>women</i>	
2957	3390	2273	1333	254	18	<i>all</i>	<i>Manufacturing</i>
980	1150	566	239	21	1	<i>women</i>	
441	597	553	432	133	1	<i>all</i>	<i>Electricity, gas and water supply</i>
71	100	83	63	12	1	<i>women</i>	
636	592	567	376	96	5	<i>all</i>	<i>Construction</i>
53	67	70	33	1	-	<i>women</i>	
1383	1336	944	574	66	9	<i>all</i>	<i>Wholesale and retail trade; motorcycles and personal and household goods</i>
584	589	375	107	14	3	<i>women</i>	
220	191	144	79	21	-	<i>all</i>	<i>Catering trades</i>
98	113	92	38	6	-	<i>women</i>	
946	1007	818	571	110	3	<i>all</i>	<i>Transport, storage and communication</i>
122	222	153	59	7	-	<i>women</i>	
166	221	185	57	12	1	<i>all</i>	<i>Financial intermediation</i>
124	178	132	25	5	-	<i>women</i>	
197	260	278	228	86	-	<i>all</i>	<i>Real estate, renting and business activities</i>
62	117	110	94	21	-	<i>women</i>	
1006	935	667	401	132	8	<i>all</i>	<i>Public administration and defence; compulsory social security</i>
383	482	338	194	48	5	<i>women</i>	
821	1005	849	794	492	41	<i>all</i>	<i>Education</i>
511	605	462	484	220	18	<i>women</i>	
960	1127	713	440	137	16	<i>all</i>	<i>Health and social welfare</i>
667	793	522	317	76	1	<i>women</i>	
179	199	175	123	27	1	<i>all</i>	<i>Other community, social and personal service activities</i>
76	64	42	30	7	-	<i>women</i>	

**5. ZENIČKO- DOBOJSKI KANTON**  
*ZENIČKO- DOBOJSKI CANTON*

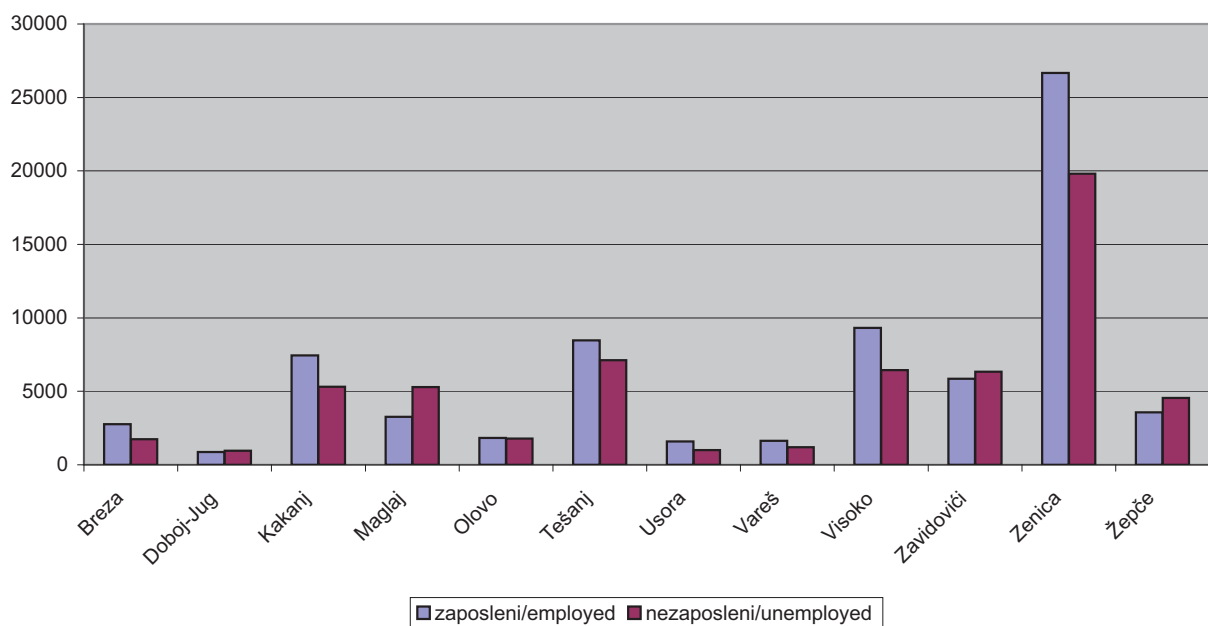
**5.1 ZAPOSLENOST, NEZAPOSLENOST, NETO I BRUTO PLAĆA U ZENIČKO-DOBOJSKOM KANTONU  
 PO OPĆINAMA I SPOLU U 2008.**

*EMPLOYMENT, UNEMPLOYMENT, NET AND GROSS WAGE IN ZENIČKO-DOBOJSKI CANTON  
 BY MUNICIPALITY AND SEX IN 2008.*

godišnji prosjek  
 Average for year

	Broj zaposlenih <i>Number of employed persons</i>		Broj nezaposlenih stanje , 31.12. 2008. <i>Number of unemployed situation, 31.12. 2008.</i>		Neto plaća <i>Net wage</i>	Bruto plaća <i>Gross wage</i>
	Ukupno <i>Total</i>	Žene <i>Female</i>	Ukupno <i>Total</i>	Žene <i>Female</i>		
Federacija BiH <i>Federation B&amp;H</i>	430745	163045	338643	175451	751,30	1104,85
Zeničko-dobojski kanton/canton	73267	24409	61529	31184	621,15	913,46
Breza	2774	606	1734	1035	659,55	969,92
Doboj-Jug	861	242	966	447	567,78	834,97
Kakanj	7454	1755	5315	2568	794,32	1168,11
Maglaj	3263	1145	5282	2959	558,70	821,62
Olovo	1822	512	1784	924	542,58	797,92
Tešanj	8473	3224	7119	3115	559,42	822,68
Usora	1580	320	996	468	481,83	708,57
Vareš	1628	428	1197	673	585,10	860,45
Visoko	9319	3694	6445	3260	532,57	783,18
Zavidovići	5854	1915	6335	3058	476,33	700,49
Zenica	26673	9298	19814	10494	685,83	1008,57
Žepče	3566	1270	4542	2183	507,28	746,00

**Zaposlenost i nezaposlenost u Zeničko dobojskom kantonu po općinama**  
*Employment and unemployment in Zeničko dobojski canton by municipality*



**5. ZENIČKO- DOBOJSKI KANTON**  
ZENIČKO- DOBOJSKI CANTON

**5.2 ZAPOSLENI PREMA STEPENU/STUPNJU STRUČNOG OBRAZOVANJA PO OPĆINAMA, MART/OŽUJAK 2008.**  
EMPLOYED ACCORDING TO PROFESSIONAL QUALIFICATIONS BY MUNICIPALITY, MARCH 2008.

		UKUPNO TOTAL	V S S University			VŠS Higher	SSS Seco- ndary	NSS Eleme- ntary	VKV Highly skilled	KV Skilled	PKV Semi- skilled	NKV Unski- lled
			svega all	doktori doctors	magistri masters							
<b>Zeničko-dobojski kanton/canton</b>	<b>svega/all</b>	<b>64847</b>	<b>6334</b>	<b>106</b>	<b>138</b>	<b>4040</b>	<b>22110</b>	<b>3341</b>	<b>4545</b>	<b>16437</b>	<b>3010</b>	<b>5030</b>
	<b>žene/women</b>	<b>22176</b>	<b>2972</b>	<b>31</b>	<b>55</b>	<b>2207</b>	<b>9431</b>	<b>1629</b>	<b>327</b>	<b>3211</b>	<b>583</b>	<b>1816</b>
Breza	svega/all	2411	200	-	-	138	681	102	193	604	182	311
	žene/women	501	89	-	-	72	269	37	3	11	2	18
Doboj-Jug	svega/all	652	42	-	-	64	266	23	19	159	10	69
	žene/women	186	12	-	-	26	106	2	-	2	1	37
Kakanj	svega/all	6506	586	4	21	448	1529	130	859	1813	534	607
	žene/women	1507	233	-	13	240	662	74	18	96	57	127
Maglaj	svega/all	2769	261	1	3	260	949	84	248	680	149	138
	žene/women	984	128	-	1	144	462	56	10	99	35	50
Olovo	svega/all	1668	96	-	1	122	577	325	28	378	70	72
	žene/women	463	39	-	-	48	180	69	1	78	10	38
Tešanj	svega/all	6993	619	5	5	516	2944	390	445	1394	335	350
	žene/women	2894	232	-	1	279	1252	176	163	427	204	161
Usora	svega/all	1302	58	-	-	94	424	39	44	453	92	98
	žene/women	227	22	-	-	49	116	26	1	2	1	10
Vareš	svega/all	1445	122	-	1	94	460	150	58	402	79	80
	žene/women	390	54	-	-	50	188	31	3	36	3	25
Visoko	svega/all	8555	720	-	4	385	2586	1214	163	2250	281	956
	žene/women	3532	391	-	1	226	973	655	-	809	65	413
Zavidovići	svega/all	5134	485	-	5	348	1635	206	208	1432	410	410
	žene/women	1731	207	-	2	183	635	95	5	347	129	130
Zenica	svega/all	23997	2837	77	95	1230	8206	557	2151	6346	834	1836
	žene/women	8527	1432	20	36	683	3973	347	122	1161	64	745
Žepče	svega/all	3415	308	19	3	341	1853	121	129	526	34	103
	žene/women	1234	133	11	1	207	615	61	1	143	12	62

**5. ZENIČKO- DOBOJSKI KANTON**  
ZENIČKO- DOBOJSKI CANTON

**5.3 ZAPOSLENI PREMA INTERVALIMA STAROSTI PO OPĆINAMA, MART/OŽUJAK 2008.**  
EMPLOYED ACCORDING TO AGE BY MUNICIPALITY, MARCH 2008.

		UKUPNO TOTAL	do 19 to 19	20-24	25-29	30-34	35-39	40-44	45-49	50-54	55-59	60-64	65 i više 65 and over
<b>Zeničko-dobojski kanton/canton</b>	<b>svoga/all</b>	<b>64847</b>	<b>52</b>	<b>3910</b>	<b>7154</b>	<b>8086</b>	<b>8839</b>	<b>10979</b>	<b>11784</b>	<b>8447</b>	<b>4353</b>	<b>1122</b>	<b>121</b>
	<b>žene/women</b>	<b>22176</b>	<b>26</b>	<b>1391</b>	<b>2897</b>	<b>3063</b>	<b>2948</b>	<b>3516</b>	<b>3918</b>	<b>2875</b>	<b>1217</b>	<b>303</b>	<b>22</b>
Breza	svoga/all	2411	-	194	256	444	472	497	293	159	75	21	-
	žene/women	501	-	11	52	93	79	97	83	54	29	3	-
Doboj-Jug	svoga/all	652	8	50	58	130	65	116	74	87	47	16	1
	žene/women	186	-	22	34	51	13	34	11	13	7	1	-
Kakanj	svoga/all	6506	-	247	498	635	854	1337	1402	837	555	137	4
	žene/women	1507	-	49	146	161	183	292	337	215	98	24	2
Maglaj	svoga/all	2769	1	209	309	284	354	442	553	367	202	44	4
	žene/women	984	1	88	124	103	155	145	177	119	59	13	-
Olovo	svoga/all	1668	-	105	154	194	215	265	345	235	119	34	2
	žene/women	463	-	52	62	70	72	71	67	45	19	4	1
Tešanj	svoga/all	6993	7	587	1011	1030	929	1117	1133	756	321	88	14
	žene/women	2894	2	284	465	438	396	499	441	257	93	14	5
Usora	svoga/all	1302	-	93	182	254	275	221	157	70	35	15	-
	žene/women	227	-	12	36	31	45	41	38	12	7	5	-
Vareš	svoga/all	1445	-	31	120	210	258	272	300	144	75	35	-
	žene/women	390	-	7	21	68	81	65	70	43	20	15	-
Visoko	svoga/all	8555	9	661	1349	1289	1208	1179	1270	995	465	119	11
	žene/women	3532	2	228	620	569	544	535	528	370	104	31	1
Zavidovići	svoga/all	5134	18	159	387	576	695	999	1061	740	417	75	7
	žene/women	1731	16	90	171	204	241	333	355	216	84	19	2
Zenica	svoga/all	23997	5	1272	2305	2555	2988	3949	4738	3746	1876	488	75
	žene/women	8527	4	433	931	1106	961	1233	1639	1423	632	154	11
Žepče	svoga/all	3415	4	302	525	485	526	585	458	311	166	50	3
	žene/women	1234	1	115	235	169	178	171	172	108	65	20	-

**5. ZENIČKO- DOBOJSKI KANTON**  
*ZENIČKO- DOBOJSKI CANTON*

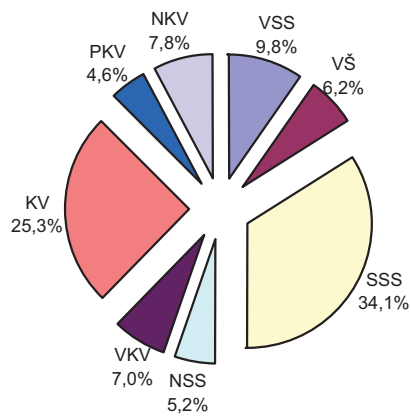
**5.4 ZAPOSLENOST I PLAĆA U ZENIČKO-DOBOJSKOM KANTONU  
 PO PODRUČJIMA KD U 2008.**  
*EMPLOYMENT AND WAGE IN ZENIČKO-DOBOJSKOM CANTON  
 BY THE CEA IN 2008.*

**Godišnji prosjek**  
*Average for year*

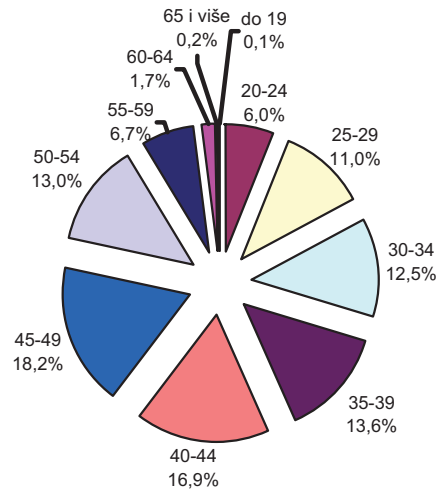
	<b>Broj zaposlenih</b> <i>Number of employed persons</i>	<b>Neto plaća</b> <i>Net wage</i>	<b>Bruto plaća</b> <i>Gross wage</i>	
<b>UKUPNO</b>	<b>73267</b>	<b>621,15</b>	<b>913,46</b>	<b>TOTAL</b>
<b>A Poljoprivreda, lov i šumarstvo</b>	1856	643,15	945,81	<i>Agriculture, hunt and forestry</i>
<b>B Ribarstvo</b>	7	-	-	<i>Fishing</i>
<b>C Rudarstvo</b>	5114	711,02	1045,61	<i>Mining</i>
<b>D Prerađivačka industrija</b>	22848	493,59	725,87	<i>Manufacturing</i>
<b>E Snabdjevanje/opskrba električ. energijom, gasom/plinom i vodom</b>	2284	1138,07	1673,63	<i>Electricity, gas and water supply</i>
<b>F Građevinarstvo</b>	4965	428,66	630,38	<i>Construction</i>
<b>G Trgovina na veliko i malo; popravak motornih vozila i motocikla, te predmeta za ličnu/osobnu upotr./ uporabu i domać./kućanstvo</b>	10440	452,29	665,14	<i>Wholesale and retail trade; motorcycles and personal and household goods</i>
<b>H Ugostiteljstvo</b>	2738	364,65	536,26	<i>Catering trades</i>
<b>I Saobraćaj/Promet, skladišt. i veze</b>	4463	707,11	1039,86	<i>Transport, storage and communication</i>
<b>J Finans./Financijsko posredovanje</b>	909	915,59	1346,46	<i>Financial intermediation</i>
<b>K Poslovanje nekretninama, iznajmljivanje i poslovne usluge</b>	2137	600,79	883,52	<i>Real estate, renting and business activities</i>
<b>L Javna uprava i odbrana/obrana; obavez./obvezno socij.osiguranje</b>	4464	877,35	1290,23	<i>Public administration and defence; compulsory social security</i>
<b>M Obrazovanje</b>	5951	642,24	944,47	<i>Education</i>
<b>N Zdrastvena i socijalna zaštita/skrb</b>	3816	878,96	1292,58	<i>Health and social welfare</i>
<b>O Ostale javne, društvene, socijalne i lične/osobne uslužne djelatnosti</b>	1275	609,90	896,91	<i>Other community, social and personal service activities</i>

**5. ZENIČKO- DOBOJSKI KANTON**  
ZENIČKO- DOBOJSKI CANTON

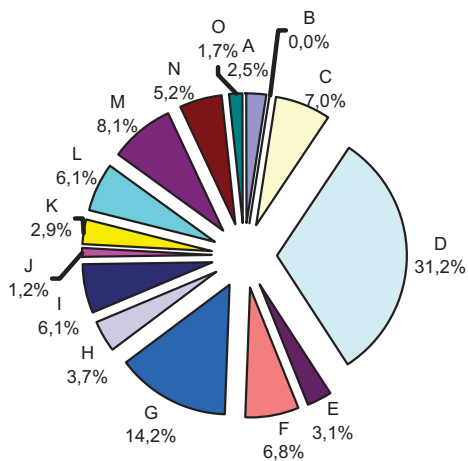
**Zaposleni prema stepenu stručnog obrazovanja u Zeničko-dobojskom kantonu, mart/ožujak 2008**  
*Employed according to professional qualifications in Zeničko-dobojski canton, March 2008*



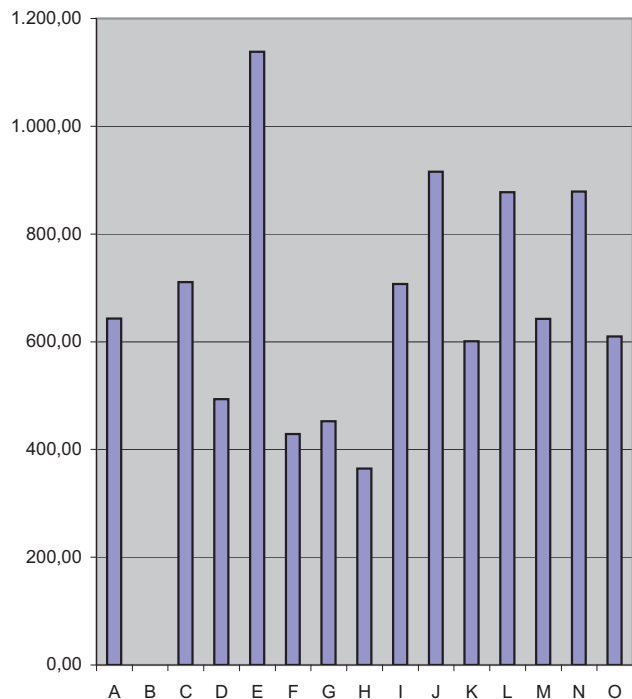
**Zaposleni prema intervalima starosti u Zeničko-dobojskom kantonu, mart/ožujak 2008**  
*Employed according to age in Zeničko-dobojski canton, March 2008*



**Zaposlenost po područjima KD u Zeničko-dobojskom kantonu u 2008**  
*Employment by the cea in Zeničko-dobojski canton in 2008*



**Prosječna neto plaća po područjima KD u Zeničko-dobojskom kantonu u 2008**  
*Average net wage by the cea in Zeničko-dobojski canton in 2008*



5. ZENIČKO- DOBOJSKI KANTON  
ZENIČKO- DOBOJSKI CANTON

5.5 ZAPOSLENI PREMA STEPENU/STUPNJU STRUČNOG OBRAZOV  
EMPLOYED ACCORDING TO PROFESSIONAL QUALIFIC,

		UKUPNO TOTAL	V S S University			VŠS Higher	SSS Secondary	
			svega all	doktori doctors	magistri masters			
UKUPNO		svega	64847	6334	106	138	4040	22110
		žene	22176	2972	31	55	2207	9431
A	Poljoprivreda, lov i šumarstvo	svega	1563	108	-	-	13	468
		žene	152	19	-	-	4	71
B	Ribarstvo	svega	3					3
		žene	1					1
C	Rudarstvo	svega	5152	208	2	6	94	839
		žene	439	50	-	-	21	245
D	Prerađivačka industrija	svega	21508	857	2	11	367	6006
		žene	7141	256	-	1	108	2450
E	Snabdjevanje/opskrba električ. energijom, gasom/plinom i vodom	svega	2263	204	1	6	55	551
		žene	364	42	-	-	18	221
F	Građevinarstvo	svega	4722	161	-	-	113	1493
		žene	390	44	-	-	44	233
G	Trgovina na veliko i malo;popravak motornih vozila i motocikla, te predmeta za ličnu/osobnu upotr./ uporabu i domać./kućanstvo	svega	7264	389	-	28	186	4056
		žene	3004	202	-	24	86	1824
H	Ugostiteljstvo	svega	751	11	-	1	17	170
		žene	442	4	-	-	6	117
I	Saobraćaj/Promet, skladišt. i veze	svega	4006	158	-	-	164	1628
		žene	633	40	-	-	46	418
J	Finans./Financijsko posredovanje	svega	882	256	-	1	79	506
		žene	556	155	-	-	48	328
K	Poslovanje nekretninama, iznajmljivanje i poslovne usluge	svega	1775	246	3	3	74	775
		žene	614	101	-	-	34	318
L	Javna uprava i odbrana/obrana; obavez./obvezno socij.osiguranje	svega	4446	920		4	402	2506
		žene	1720	436	-	1	150	920
M	Obrazovanje	svega	5974	1957	66	56	2196	830
		žene	3797	1156	18	16	1459	545
N	Zdrastvena i socijalna zaštita/skrb	svega	3737	743	32	21	239	1911
		žene	2633	402	13	12	157	1601
O	Ostale javne, društvene, socijalne i lične/osobne uslužne djelatnosti	svega	801	116	-	1	41	368
		žene	290	65	-	1	26	139

**IANJA I DJELATNOSTIMA, MART/OŽUJAK 2008.**  
**ATIONS AND ACTIVITIES, MART/OŽUJAK 2008.**

<b>NSS</b> <i>Elementary</i>	<b>VKV</b> <i>Highly skilled</i>	<b>KV</b> <i>Skilled</i>	<b>PKV</b> <i>Semi-skilled</i>	<b>NKV</b> <i>Unskilled</i>		
<b>3341</b>	<b>4545</b>	<b>16437</b>	<b>3010</b>	<b>5030</b>	<i>all</i>	<b>TOTAL</b>
<b>1629</b>	<b>327</b>	<b>3211</b>	<b>583</b>	<b>1816</b>	<i>women</i>	
298	23	492	94	67	<i>all</i>	<i>Agriculture, hunting and forestry</i>
5	1	30	12	10	<i>women</i>	
					<i>all</i>	<i>Fishing</i>
					<i>women</i>	
47	483	1920	539	1022	<i>all</i>	<i>Mining</i>
7	10	54	30	22	<i>women</i>	
1437	1984	7726	1468	1663	<i>all</i>	<i>Manufacturing</i>
836	163	2099	498	731	<i>women</i>	
97	584	501	71	200	<i>all</i>	<i>Electricity, gas and water supply</i>
17	1	20	12	33	<i>women</i>	
157	296	1780	321	401	<i>all</i>	<i>Construction</i>
18	1	19	3	28	<i>women</i>	
213	155	1637	270	358	<i>all</i>	<i>Wholesale and retail trade;</i>
91	42	654	7	98	<i>women</i>	<i>motorcycles and personal and household goods</i>
40	93	305	10	105	<i>all</i>	<i>Catering trades</i>
30	37	172	2	74	<i>women</i>	
159	440	1067	178	212	<i>all</i>	<i>Transport, storage and communication</i>
40	16	34	-	39	<i>women</i>	
16	5	16	1	3	<i>all</i>	<i>Finacial intermediation</i>
15	-	7	-	3	<i>women</i>	
285	78	217	1	99	<i>all</i>	<i>Real estate, renting and business activities</i>
105	7	16	-	33	<i>women</i>	
157	87	299	25	50	<i>all</i>	<i>Public administration and defence;</i>
133	4	33	9	35	<i>women</i>	<i>compulsory social security</i>
300	192	156	8	335	<i>all</i>	<i>Education</i>
261	35	38	3	300	<i>women</i>	
58	110	217	21	438	<i>all</i>	<i>Health and social welfare</i>
35	9	18	7	404	<i>women</i>	
77	15	104	3	77	<i>all</i>	<i>Other community, social and personal service activities</i>
36	1	17	-	6	<i>women</i>	

**5. ZENIČKO- DOBOJSKI KANTON**  
ZENIČKO- DOBOJSKI CANTON

**5.6 ZAPOSLENI PREMA INTERVALIMA STAROSTI**  
EMPLOYED ACCORDING TO AGE

			UKUPNO TOTAL	do 19 to 19	20-24	25-29	30-34	35-39
	UKUPNO	svoga	64847	52	3910	7154	8086	8839
		žene	22176	26	1391	2897	3063	2948
A	Poljoprivreda, lov i šumarstvo	svoga	1563	-	26	97	143	180
		žene	152	-	1	6	13	11
B	Ribarstvo	svoga	3	-	-	-	-	3
		žene	1	-	-	-	-	1
C	Rudarstvo	svoga	5152	-	214	407	629	830
		žene	439	-	5	22	41	43
D	Prerađivačka industrija	svoga	21508	26	1879	2585	2348	2441
		žene	7141	19	745	1111	1040	990
E	Snabdjevanje/opskrba električ. energijom, gasom/plinom i vodom	svoga	2263	-	35	110	222	281
		žene	364	-	4	16	39	33
F	Građevinarstvo	svoga	4722	7	357	540	738	752
		žene	390	-	17	40	50	31
G	Trgovina na veliko i malo; popravak motornih vozila i motocikla, te predmeta za ličnu/osobnu upotr./ uporabu i domać./kućanstvo	svoga	7264	10	680	1344	1128	934
		žene	3004	4	366	630	433	348
H	Ugostiteljstvo	svoga	751	2	37	59	73	71
		žene	442	1	22	34	39	35
I	Saobraćaj/Promet, skladišt. i veze	svoga	4006	-	187	327	374	556
		žene	633	-	15	42	55	88
J	Finans./Financijsko posredovanje	svoga	882	-	49	125	157	108
		žene	556	-	18	77	91	62
K	Poslovanje nekretninama, iznajmljivanje i poslovne usluge	svoga	1775	5	97	191	287	292
		žene	614	2	14	86	77	104
L	Javna uprava i odbrana/odbrana; obavez./obvezno socij.osiguranje	svoga	4446	-	59	201	547	920
		žene	1720	-	13	67	187	213
M	Obrazovanje	svoga	5974	-	165	806	918	928
		žene	3797	-	106	550	646	647
N	Zdrastvena i socijalna zaštita/skrb	svoga	3737	2	97	262	423	412
		žene	2633	-	60	176	322	295
O	Ostale javne, društvene, socijalne i lične/osobne uslužne djelatnosti	svoga	801	-	28	100	99	131
		žene	290	-	5	40	30	47

**I DJELATNOSTIMA, MART/OŽUJAK 2008.**  
**AND ACTIVITIES, MARCH 2008.**

40-44	45-49	50-54	55-59	60-64	65 i više 65 and over		
10979	11784	8447	4353	1122	121	all	TOTAL
3516	3918	2875	1217	303	22	women	
295	370	276	140	35	1	all	Agriculture, hunting and forestry
28	36	51	6	-	-	women	
-	-	-	-	-	-	all	Fishing
-	-	-	-	-	-	women	
1336	1034	438	206	58	-	all	Mining
130	107	63	24	4	-	women	
3529	4172	3055	1305	155	13	all	Manufacturing
1124	1159	754	182	16	1	women	
414	473	375	278	73	2	all	Electricity, gas and water supply
82	89	62	34	5	-	women	
797	683	517	288	42	1	all	Construction
61	91	76	21	3	-	women	
963	1033	815	287	64	6	all	Wholesale and retail trade; motorcycles and personal and household goods
388	414	330	78	12	1	women	
128	179	133	47	12	10	all	Catering trades
86	105	84	25	6	5	women	
765	810	589	322	74	2	all	Transport, storage and communication
117	155	110	38	12	1	women	
80	152	127	68	15	1	all	Finacial intermediation
61	116	95	31	5	-	women	
265	268	220	111	31	8	all	Real estate, renting and business activities
80	125	83	38	5	-	women	
817	860	585	321	125	11	all	Public administration and defence; compulsory social security
298	419	302	171	48	2	women	
803	789	657	579	292	37	all	Education
553	463	386	319	118	9	women	
641	833	579	337	122	29	all	Health and social welfare
460	582	443	229	63	3	women	
146	128	81	64	24	-	all	Other community, social and personal service activities
48	57	36	21	6	-	women	

**6. BOSANSKO-PODRINJSKI KANTON**  
 BOSANSKO-PODRINJSKI CANTON

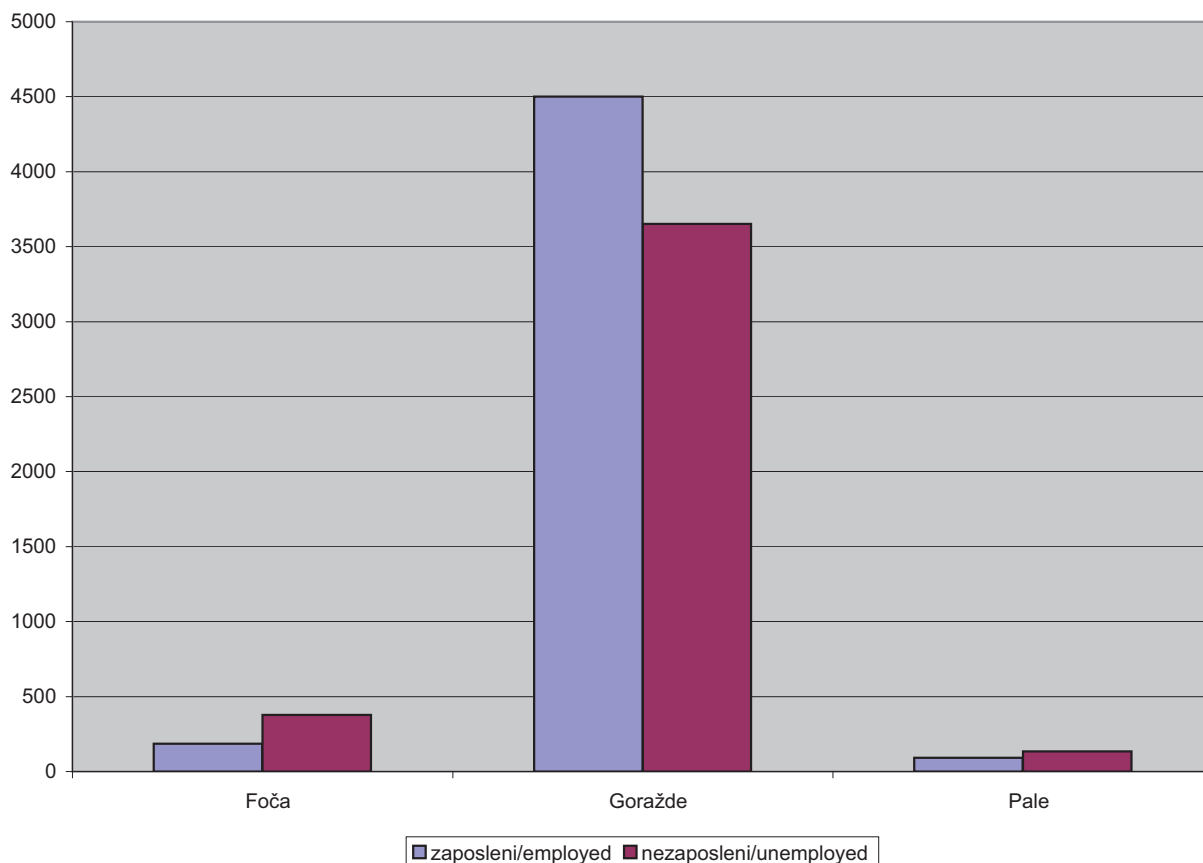
**6.1 ZAPOSLENOST, NEZAPOSLENOST, NETO I BRUTO PLAĆA U BOSANSKO-PODRINJSKOM KANTONU  
 PO OPĆINAMA I SPOLU U 2008.**

EMPLOYMENT, UNEMPLOYMENT, NET AND GROSS WAGE IN BOSANSKO-PODRINJSKI CANTON  
 BY MUNICIPALITY AND SEX IN 2008.

Godišnji prosjek  
 Average for year

	Broj zaposlenih Number of employed persons		Broj nezaposlenih stanje , 31.12. 2008. Number of unemployed situation, 31.12. 2008.		Neto plaća Net wage	Bruto plaća Gross wage
	Ukupno Total	Žene Female	Ukupno Total	Žene Female		
Federacija BiH Federation B&H	430745	163045	338643	175451	751,30	1104,85
<b>Bosansko-podrinjski kanton/canton</b>	<b>4778</b>	<b>1936</b>	<b>4164</b>	<b>2245</b>	<b>705,81</b>	<b>1037,96</b>
Foča	186	57	378	195	666,51	980,16
Goražde	4501	1844	3652	1991	706,59	1039,10
Pale	91	35	134	59	747,67	1099,52

Zaposlenost i nezaposlenost u Bosansko podrinjskom kantonu po općinama  
 Employment and unemployment in Bosansko podrinjski kanton by municipality



**6. BOSANSKO-PODRINJSKI KANTON**  
 BOSANSKO-PODRINJSKI CANTON

**6.2 ZAPOSLENI PREMA STEPENU/STUPNJU STRUČNOG OBRAZOVANJA PO OPĆINAMA, MART/OŽUJAK 2008.**  
 EMPLOYED ACCORDING TO PROFESSIONAL QUALIFICATIONS BY MUNICIPALITY, MARCH 2008.

		UKUPNO TOTAL	V S S University			VŠS Higher	SSS Seco ndary	NSS Eleme ntary	VKV Highly skilled	KV Skilled	PKV Semi- skilled	NKV Unski- lled
			svega all	doktori doctors	magistri masters							
<b>Bosansko-podrinjski kanton/canton</b>	<b>svega/all</b>	<b>4136</b>	<b>501</b>	-	<b>6</b>	<b>296</b>	<b>1852</b>	<b>148</b>	<b>233</b>	<b>750</b>	<b>208</b>	<b>148</b>
	<b>žene/women</b>	<b>1701</b>	<b>221</b>	-	<b>4</b>	<b>153</b>	<b>861</b>	<b>97</b>	<b>8</b>	<b>190</b>	<b>108</b>	<b>63</b>
Foča	<b>svega/all</b>	<b>159</b>	11	-	-	13	88	13	1	14	11	8
	<b>žene/women</b>	<b>49</b>	4	-	-	6	28	6	-	1	1	3
Goražde	<b>svega/all</b>	<b>3895</b>	478	-	6	272	1728	127	231	728	195	136
	<b>žene/women</b>	<b>1619</b>	212	-	4	142	816	87	8	188	107	59
Pale	<b>svega/all</b>	<b>82</b>	12	-	-	11	36	8	1	8	2	4
	<b>žene/women</b>	<b>33</b>	5	-	-	5	17	4	-	1	-	1

**6. BOSANSKO-PODRINJSKI KANTON**  
*BOSANSKO-PODRINJSKI CANTON*

**6.3 ZAPOSLENI PREMA INTERVALIMA STAROSTI PO OPĆINAMA, MART/OŽUJAK 2008.**  
*EMPLOYED ACCORDING TO AGE BY MUNICIPALITY, MARCH 2008.*

		UKUPNO TOTAL	do 19 to 19	20-24	25-29	30-34	35-39	40-44	45-49	50-54	55-59	60-64	65 i više 65 and over
<b>Bosansko-podrinjski kanton/canton</b>	<b>svega/all</b>	<b>4136</b>	-	<b>255</b>	<b>588</b>	<b>521</b>	<b>496</b>	<b>687</b>	<b>643</b>	<b>575</b>	<b>280</b>	<b>89</b>	<b>2</b>
	<b>žene/women</b>	<b>1701</b>	-	<b>91</b>	<b>292</b>	<b>232</b>	<b>209</b>	<b>281</b>	<b>241</b>	<b>218</b>	<b>110</b>	<b>27</b>	-
Foča	<b>svega/all</b>	<b>159</b>	-	13	19	19	18	29	28	18	9	6	-
	<b>žene/women</b>	<b>49</b>	-	6	10	7	6	9	6	2	2	1	-
Goražde	<b>svega/all</b>	<b>3895</b>	-	241	558	483	468	647	603	548	263	82	2
	<b>žene/women</b>	<b>1619</b>	-	84	275	215	197	267	233	216	107	25	-
Pale	<b>svega/all</b>	<b>82</b>	-	1	11	19	10	11	12	9	8	1	-
	<b>žene/women</b>	<b>33</b>	-	1	7	10	6	5	2	-	1	1	-

**6. BOSANSKO-PODRINJSKI KANTON**  
 BOSANSKO-PODRINJSKI CANTON

**6.4 ZAPOSLENOST I PLAĆA U BOSANSKO-PODRINJSKOM KANTONU  
 PO PODRUČJIMA KD U 2008.**  
 EMPLOYMENT AND WAGE IN BOSANSKO-PODRINJSKOM KANTONU CANTON  
 BY THE CEA IN 2008.

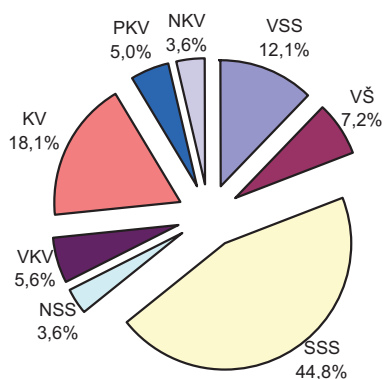
**Godišnji prosjek**  
 Average for year

	<b>Broj zaposlenih</b> <i>Number of employed persons</i>	<b>Neto plaća</b> <i>Net wage</i>	<b>Bruto plaća</b> <i>Gross wage</i>	
<b>UKUPNO</b>	<b>4778</b>	<b>705,81</b>	<b>1037,96</b>	<b>TOTAL</b>
<b>A Poljoprivreda, lov i šumarstvo</b>	83	606,89	892,48	<i>Agriculture, hunt and forestry</i>
<b>C Rudarstvo</b>	4	408,89	601,31	<i>Mining</i>
<b>D Prerađivačka industrija</b>	1608	559,77	823,20	<i>Manufacturing</i>
<b>E Snabdjevanje/opskrba električ. energijom, gasom/plinom i vodom</b>	136	965,99	1420,57	<i>Electricity, gas and water supply</i>
<b>F Građevinarstvo</b>	205	566,13	832,54	<i>Construction</i>
<b>G Trgovina na veliko i malo; popravak motornih vozila i motocikla, te predmeta za ličnu/osobnu upotr./ uporabu i domać./kućanstvo</b>	579	459,83	676,21	<i>Wholesale and retail trade; motorcycles and personal and household goods</i>
<b>H Ugošteljstvo</b>	213	392,20	576,77	<i>Catering trades</i>
<b>I Saobraćaj/Promet, skladišt. i veze</b>	239	959,59	1411,16	<i>Transport, storage and communication</i>
<b>J Finans./Financijsko posredovanje</b>	64	1037,81	1526,19	<i>Financial intermediation</i>
<b>K Poslovanje nekretninama, iznajmljivanje i poslovne usluge</b>	72	515,39	757,93	<i>Real estate, renting and business activities</i>
<b>L Javna uprava i odbrana/obrana; obavez./obvezno socij.osiguranje</b>	699	974,40	1432,94	<i>Public administration and defence; compulsory social security</i>
<b>M Obrazovanje</b>	391	822,65	1209,78	<i>Education</i>
<b>N Zdrastvena i socijalna zaštita/skrb</b>	363	914,55	1344,93	<i>Health and social welfare</i>
<b>O Ostale javne, društvene, socijalne i lične/osobne uslužne djelatnosti</b>	122	564,11	829,57	<i>Other community, social and personal service activities</i>

**6. BOSANSKO-PODRINJSKI KANTON**  
 BOSANSKO-PODRINJSKI CANTON

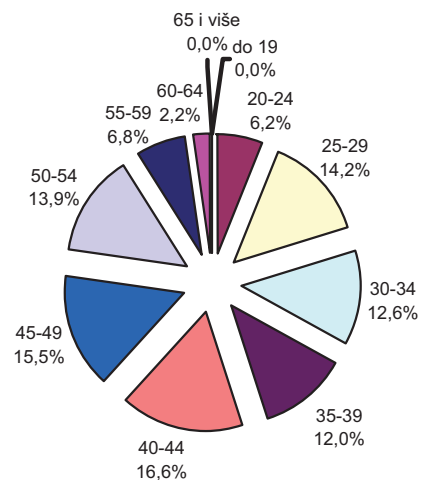
**Zaposleni prema stepenu stručnog obrazovanja u Bosansko-podrinjskom kantonu, mart/ožujak 2008**

*Employed according to professional qualifications in Bosansko-podrinjski canton, March 2008*



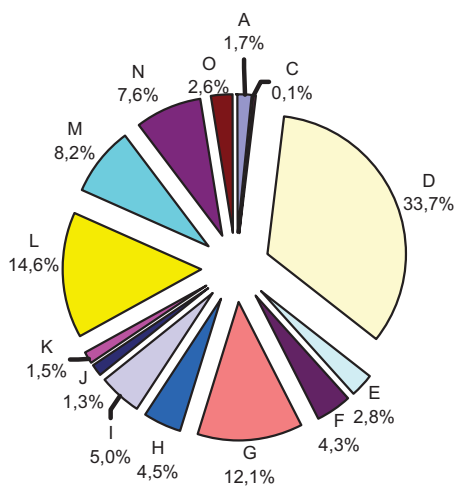
**Zaposleni prema intervalima starosti u Bosansko-podrinjskom kantonu, mart/ožujak 2008**

*Employed according to age in Bosansko-podrinjski canton, March 2008*



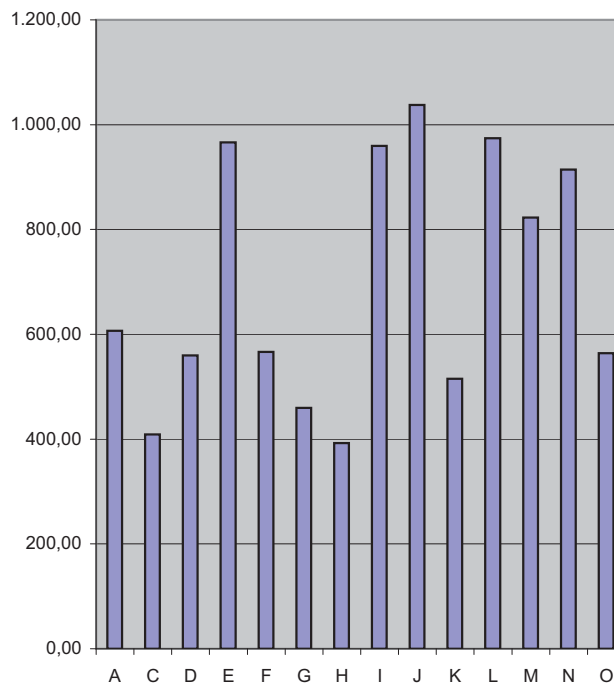
**Zaposlenost po područjima KD u Bosansko-podrinjskom kantonu u 2008**

*Employment by the cea in Bosansko-podrinjski canton in 2008*



**Prosječna neto plaća po područjima KD u Bosansko-podrinjskom kantonu u 2008**

*Average net wage by the cea in Bosansko-podrinjski canton in 2008*



**6.BOSANSKO-PODRINJSKI KANTON**  
*BOSANSKO-PODRINJSKI CANTON*

**6.5 ZAPOSLENI PREMA STEPENU/STUPNJU STRUČNOG**  
*EMPLOYED ACCORDING TO PROFESSIONAL*

			UKUPNO <i>TOTAL</i>	V S S <i>University</i>			VŠS <i>Higher</i>
				svoga <i>all</i>	doktori <i>doctors</i>	magistri <i>masters</i>	
	UKUPNO	svoga	4136	501	-	6	296
		žene	1701	221	-	4	153
A	Poljoprivreda, lov i šumarstvo	svoga	62	10	-	-	-
		žene	13	6	-	-	-
C	Rudarstvo	svoga	4	-	-	-	-
		žene	1	-	-	-	-
D	Prerađivačka industrija	svoga	1443	67	-	-	28
		žene	550	12	-	-	5
E	Snabdjevanje/opskrba električ. energijom, gasom/plinom i vodom	svoga	135	4	-	-	5
		žene	17	2	-	-	1
F	Građevinarstvo	svoga	184	4	-	-	7
		žene	25	1	-	-	4
G	Trgovina na veliko i malo; popravak motornih vozila i motocikla, te predmeta za ličnu/osobnu upotr./ uporabu i domać./kućanstvo	svoga	406	16	-	5	8
		žene	174	7	-	4	2
H	Ugostiteljstvo	svoga	88	-	-	-	-
		žene	31	-	-	-	-
I	Saobraćaj/Promet, skladišt. i veze	svoga	184	19	-	-	5
		žene	43	5	-	-	2
J	Finans./Financijsko posredovanje	svoga	64	13	-	-	5
		žene	35	7	-	-	3
K	Poslovanje nekretninama, iznajmljivanje i poslovne usluge	svoga	59	5	-	-	5
		žene	33	3	-	-	1
L	Javna uprava i odbrana/obrana; obavez./obvezno socij.osiguranje	svoga	689	191	-	-	57
		žene	253	75	-	-	21
M	Obrazovanje	svoga	382	103	-	1	149
		žene	236	60	-	-	93
N	Zdrastvena i socijalna zaštita/skrb	svoga	356	61	-	-	26
		žene	263	39	-	-	20
O	Ostale javne, društvene, socijalne i lične/osobne uslužne djelatnosti	svoga	80	8	-	-	1
		žene	27	4	-	-	1

**OBRAZOVANJA I DJELATNOSTIMA, MART/OŽUJAK 2008.**  
**QUALIFICATIONS AND ACTIVITIES, MARCH 2008.**

<b>SSS</b> <i>Secondary</i>	<b>NSS</b> <i>Elementary</i>	<b>VKV</b> <i>Highly skilled</i>	<b>KV</b> <i>Skilled</i>	<b>PKV</b> <i>Semi-skilled</i>	<b>NKV</b> <i>Unskilled</i>		
<b>1852</b>	<b>148</b>	<b>233</b>	<b>750</b>	<b>208</b>	<b>148</b>	<i>all</i>	<b>TOTAL</b>
<b>861</b>	<b>97</b>	<b>8</b>	<b>190</b>	<b>108</b>	<b>63</b>	<i>women</i>	
29	-	-	12	11	-	<i>all</i>	<i>Agriculture, hunting and forestry</i>
6	-	-	-	1	-	<i>women</i>	
4	-	-	-	-	-	<i>all</i>	<i>Mining</i>
1	-	-	-	-	-	<i>women</i>	
455	23	142	515	164	49	<i>all</i>	<i>Manufacturing</i>
229	6	7	165	102	24	<i>women</i>	
41	7	17	36	10	15	<i>all</i>	<i>Electricity, gas and water supply</i>
10	3	-	-	1	-	<i>women</i>	
70	3	11	55	13	21	<i>all</i>	<i>Construction</i>
16	3	-	-	-	1	<i>women</i>	
337	5	5	24	-	11	<i>all</i>	<i>Wholesale and retail trade;</i>
156	1	1	6	-	1	<i>women</i>	<i>motorcycles and personal and household goods</i>
80	-	7	1	-	-	<i>all</i>	<i>Catering trades</i>
31	-	-	-	-	-	<i>women</i>	
72	15	31	40	1	1	<i>all</i>	<i>Transport, storage and communication</i>
32	4	-	-	-	-	<i>women</i>	
45	1	-	-	-	-	<i>all</i>	<i>Financial intermediation</i>
24	1	-	-	-	-	<i>women</i>	
49	-	-	-	-	-	<i>all</i>	<i>Real estate, renting and business activities</i>
29	-	-	-	-	-	<i>women</i>	
383	23	10	14	3	8	<i>all</i>	<i>Public administration and defence;</i>
132	16	-	3	1	5	<i>women</i>	<i>compulsory social security</i>
54	49	7	12	-	8	<i>all</i>	<i>Education</i>
27	44	-	4	-	8	<i>women</i>	
192	16	2	30	3	26	<i>all</i>	<i>Health and social welfare</i>
153	14	-	12	3	22	<i>women</i>	
41	6	1	11	3	9	<i>all</i>	<i>Other community, social and personal service activities</i>
15	5	-	-	-	2	<i>women</i>	

**6.BOSANSKO-PODRINJSKI KANTON**  
*BOSANSKO-PODRINJSKI CANTON*

**6.6 ZAPOSLENI PREMA INTERVALIMA STAROSTI**  
*EMPLOYED ACCORDING TO AGE*

			UKUPNO TOTAL	do 19 to 19	20-24	25-29	30-34	35-39
UKUPNO	svega	4136	-	255	588	521	496	
	žene	1701	-	91	292	232	209	
A Poljoprivreda, lov i šumarstvo	svega	62	-	-	4	1	6	
	žene	13	-	-	2	1	1	
C Rudarstvo	svega	4	-	-	2	-	-	
	žene	1	-	-	-	-	-	
D Prerađivačka industrija	svega	1443	-	174	236	112	147	
	žene	550	-	54	101	39	56	
E Snabdjevanje/opskrba električ. energijom, gasom/plinom i vodom	svega	135	-	-	8	9	10	
	žene	17	-	-	-	-	2	
F Građevinarstvo	svega	184	-	13	14	22	18	
	žene	25	-	3	1	4	1	
G Trgovina na veliko i malo; popravak motornih vozila i motocikla, te predmeta za ličnu/osobnu upotr./ uporabu i domać./kućanstvo	svega	406	-	23	93	69	53	
	žene	174	-	13	47	32	22	
H Ugostiteljstvo	svega	88	-	5	17	10	23	
	žene	31	-	1	6	2	11	
I Saobraćaj/Promet, skladišt. i veze	svega	184	-	2	22	15	17	
	žene	43	-	1	4	1	4	
J Finans./Financijsko posredovanje	svega	64	-	2	10	7	9	
	žene	35	-	1	5	6	8	
K Poslovanje nekretninama, iznajmljivanje i poslovne usluge	svega	59	-	5	11	9	8	
	žene	33	-	2	7	5	2	
L Javna uprava i odbrana/obrana; obavez./obvezno socij.osiguranje	svega	689	-	10	37	142	110	
	žene	253	-	3	14	55	37	
M Obrazovanje	svega	382	-	5	58	53	49	
	žene	236	-	2	42	39	34	
N Zdrastvena i socijalna zaštita/skrb	svega	356	-	13	73	53	35	
	žene	263	-	8	61	42	26	
O Ostale javne, društvene, socijalne i lične/osobne uslužne djelatnosti	svega	80	-	3	3	19	11	
	žene	27	-	3	2	6	5	

I DJELATNOSTIMA, MART/OŽUJAK 2008.  
AND ACTIVITIES, MARCH 2008.

40-44	45-49	50-54	55-59	60-64	65 i više 65 and over		
687	643	575	280	89	2	all	TOTAL
281	241	218	110	27	-	women	
20	17	9	5	-	-	all	Agriculture, hunting and forestry
4	4	-	1	-	-	women	
-	1	1	-	-	-	all	Mining
-	1	-	-	-	-	women	
217	220	221	91	25	-	all	Manufacturing
97	65	94	36	8	-	women	
20	32	31	20	5	-	all	Electricity, gas and water supply
-	9	4	2	-	-	women	
31	35	33	15	3	-	all	Construction
4	9	1	2	-	-	women	
88	51	17	9	2	1	all	Wholesale and retail trade; motorcycles and personal and household goods
32	19	7	1	1	-	women	
16	6	10	1	-	-	all	Catering trades
8	2	-	1	-	-	women	
29	49	39	9	2	-	all	Transport, storage and communication
2	13	15	2	1	-	women	
7	9	13	5	2	-	all	Financial intermediation
3	4	7	1	-	-	women	
7	3	9	4	2	1	all	Real estate, renting and business activities
6	1	6	3	1	-	women	
137	107	90	46	10	-	all	Public administration and defence; compulsory social security
39	43	34	28	-	-	women	
45	43	53	46	30	-	all	Education
33	28	26	18	14	-	women	
59	55	37	24	7	-	all	Health and social welfare
50	39	20	15	2	-	women	
11	15	12	5	1	-	all	Other community, social and personal service activities
3	4	4	-	-	-	women	

**7. SREDNJOBOSANSKI KANTON**  
SREDNJOBOSANSKI CANTON

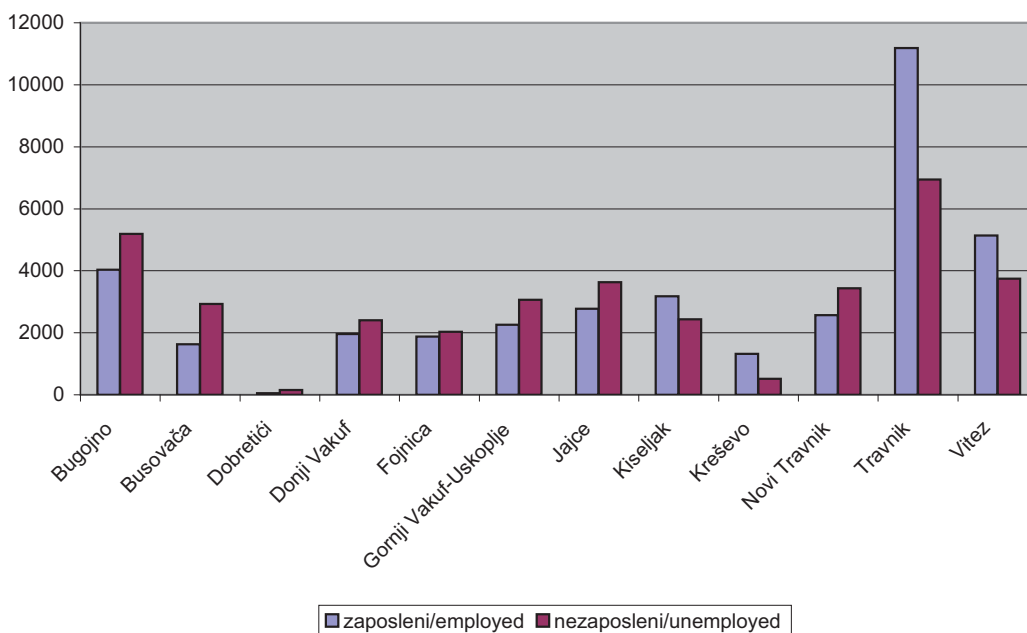
**7.1 ZAPOSLENOST, NEZAPOSLENOST, NETO I BRUTO PLAĆA U SREDNJOBOSANSKOM KANTONU  
PO OPĆINAMA I SPOLU U 2008.**

EMPLOYMENT, UNEMPLOYMENT, NET AND GROSS WAGE IN SREDNJOBOSANSKI CANTON  
BY MUNICIPALITY AND SEX IN 2008.

Godišnji prosjek  
Average for year

	Broj zaposlenih Number of employed persons		Broj nezaposlenih stanje , 31.12. 2008. Number of unemployed situation, 31.12. 2008.		Neto plaća Net wage	Bruto plaća Gross wage
	Ukupno Total	Žene Female	Ukupno Total	Žene Female		
<b>Federacija BiH</b> <i>Federation B&amp;H</i>	<b>430745</b>	<b>163045</b>	<b>338643</b>	<b>175451</b>	<b>751,30</b>	<b>1104,85</b>
<b>Srednjobosanski kanton/canton</b>	<b>37974</b>	<b>14829</b>	<b>36482</b>	<b>16132</b>	<b>608,01</b>	<b>894,13</b>
Bugojno	4032	1634	5186	2326	493,32	725,47
Busovača	1632	580	2933	1403	543,82	799,74
Dobretići	47	12	155	80	601,3	884,22
Donji Vakuf	1965	617	2407	917	498,69	733,37
Fojnica	1876	901	2032	972	577,66	849,50
Gornji Vakuf-Uskoplje	2262	695	3064	1175	539,12	792,82
Jajce	2772	688	3632	1694	585,97	861,72
Kiseljak	3173	982	2430	1094	549,42	807,97
Kreševo	1318	383	515	278	496,78	730,56
Novi Travnik	2571	904	3434	1734	568,40	835,88
Travnik	11188	5398	6946	2647	530,27	779,81
Vitez	5138	2035	3748	1812	493,99	726,46

**Zaposlenost i nezaposlenost u Srednjobosanskom kantonu po općinama**  
*Employment and unemployment in Srednjobosanski canton by municipality*



**7. SREDNJOBOSANSKI KANTON**  
SREDNJOBOSANSKI CANTON

**7.2 ZAPOSLENI PREMA STEPENU/STUPNJU STRUČNOG OBRAZOVANJA PO OPĆINAMA, MART/OŽUJAK 2008.**  
EMPLOYED ACCORDING TO PROFESSIONAL QUALIFICATIONS BY MUNICIPALITY, MARCH 2008.

		UKUPNO TOTAL	V S S University			VŠS Higher	SSS Seco ndary	NSS Eleme ntary	VKV Highly skilled	KV Skilled	PKV Semi- skilled	NKV Unski- lled
			svega all	doktori doctors	magistri masters							
<b>Srednjobosanski kanton/canton</b>	<b>svega/all</b>	<b>31954</b>	<b>3102</b>	<b>101</b>	<b>30</b>	<b>2476</b>	<b>12574</b>	<b>1681</b>	<b>1084</b>	<b>7031</b>	<b>1290</b>	<b>2716</b>
	<b>žene/women</b>	<b>12378</b>	<b>1386</b>	<b>39</b>	<b>8</b>	<b>1345</b>	<b>5408</b>	<b>697</b>	<b>45</b>	<b>1581</b>	<b>679</b>	<b>1237</b>
Bugojno	svega/all	2951	408	-	4	374	1019	189	68	518	146	229
	žene/women	1218	185	-	1	205	527	102	-	83	67	49
Busovača	svega/all	1188	172	12	1	143	513	94	36	155	19	56
	žene/women	392	79	9	-	99	161	29	-	8	1	15
Dobretići	svega/all	42	4	-	-	4	27	7	-	-	-	-
	žene/women	10	-	-	-	1	9	-	-	-	-	-
Donji Vakuf	svega/all	1571	142	-	-	169	587	169	75	310	41	78
	žene/women	484	59	-	-	95	171	36	-	91	7	25
Fojnica	svega/all	1534	184	12	1	110	632	133	66	233	32	144
	žene/women	744	88	6	-	60	336	99	12	65	14	70
Gornji Vakuf-Uskoplje	svega/all	1689	150	-	-	216	499	154	25	501	25	119
	žene/women	522	59	-	-	109	220	90	1	20	2	21
Jajce	svega/all	2327	239	24	-	234	967	162	69	445	31	180
	žene/women	530	92	-	-	113	198	35	2	41	8	41
Kiseljak	svega/all	2388	232	-	-	273	1143	130	63	428	40	79
	žene/women	697	90	-	-	125	347	77	2	28	7	21
Kreševo	svega/all	1047	72	-	1	73	578	91	27	150	28	28
	žene/women	275	37	-	-	39	154	23	-	15	2	5
Novi Travnik	svega/all	2320	293	-	1	257	816	111	211	465	54	113
	žene/women	726	128	-	-	148	343	56	2	15	3	31
Travnik	svega/all	10238	842	53	17	308	3953	303	307	2353	814	1358
	žene/women	4986	391	24	7	167	2089	110	20	822	548	839
Vitez	svega/all	4659	364	-	5	315	1840	138	137	1473	60	332
	žene/women	1794	178	-	-	184	853	40	6	393	20	120

**7. SREDNJOBOSANSKI KANTON**  
*SREDNJOBOSANSKI CANTON*

**7.3 ZAPOSLENI PREMA INTERVALIMA STAROSTI PO OPĆINAMA, MART/OŽUJAK 2008.**  
*EMPLOYED ACCORDING TO AGE BY MUNICIPALITY, MARCH 2008.*

		UKUPNO TOTAL	do 19 to 19	20-24	25-29	30-34	35-39	40-44	45-49	50-54	55-59	60-64	65 i više 65 and over
<b>Srednjobosanski kanton/canton</b>	<b>svoga/all</b>	<b>31954</b>	<b>11</b>	<b>2836</b>	<b>4250</b>	<b>4350</b>	<b>4608</b>	<b>5239</b>	<b>4886</b>	<b>3238</b>	<b>1879</b>	<b>589</b>	<b>68</b>
	<b>žene/women</b>	<b>12378</b>	<b>6</b>	<b>1029</b>	<b>1811</b>	<b>1730</b>	<b>1588</b>	<b>2070</b>	<b>1995</b>	<b>1217</b>	<b>718</b>	<b>200</b>	<b>14</b>
Bugojno	svoga/all	2951	-	97	240	315	351	543	646	414	243	91	11
	žene/women	1218	-	51	124	131	136	227	286	149	79	33	2
Busovača	svoga/all	1188	-	86	137	160	154	174	222	126	97	32	-
	žene/women	392	-	9	47	54	41	54	108	36	28	15	-
Dobretići	svoga/all	42	-	11	15	3	3	4	5	1	-	-	-
	žene/women	10	-	-	9	-	-	-	1	-	-	-	-
Donji Vakuf	svoga/all	1571	-	69	171	227	245	318	237	171	92	40	1
	žene/women	484	-	28	63	73	64	75	76	64	32	9	-
Fojnica	svoga/all	1534	1	35	117	266	360	201	258	167	97	30	2
	žene/women	744	-	21	65	145	162	95	134	72	36	12	2
Gornji Vakuf-Uskoplje	svoga/all	1689	-	102	176	201	224	291	237	247	130	73	8
	žene/women	522	-	38	67	64	67	87	82	57	33	26	1
Jajce	svoga/all	2327	-	147	343	386	350	333	279	223	167	89	10
	žene/women	530	-	33	100	87	62	64	72	54	33	24	1
Kiseljak	svoga/all	2388	-	179	330	307	290	363	379	305	175	50	10
	žene/women	697	-	56	101	83	64	108	126	79	62	18	-
Kreševo	svoga/all	1047	-	109	202	199	137	151	105	96	38	9	1
	žene/women	275	-	20	60	45	33	35	35	29	15	3	-
Novi Travnik	svoga/all	2320	-	172	195	265	291	363	544	307	135	44	4
	žene/women	726	-	37	65	103	93	114	155	103	40	15	1
Travnik	svoga/all	10238	9	1160	1591	1604	1524	1441	1329	966	524	81	9
	žene/women	4986	6	496	820	806	680	721	664	482	280	26	5
Vitez	svoga/all	4659	1	669	733	417	679	1057	645	215	181	50	12
	žene/women	1794	-	240	290	139	186	490	256	92	80	19	2

**7. SREDNJOBOSANSKI KANTON**  
*SREDNJOBOSANSKI CANTON*

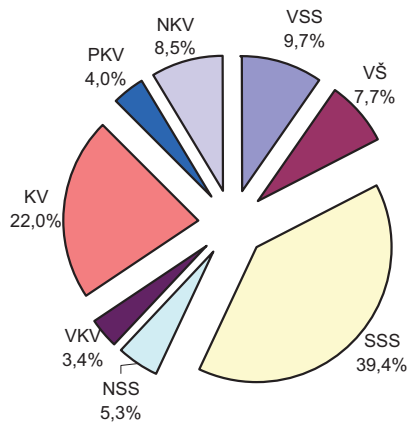
**7.4 ZAPOSLENOST I PLAĆA U SREDNJOBOSANSKOM KANTONU**  
**PO PODRUČJIMA KD U 2008.**  
*EMPLOYMENT AND WAGE IN SREDNJOBOSANSKI CANTON*  
*BY THE CEA IN 2008.*

**Godišnji prosjek**  
*Average for year*

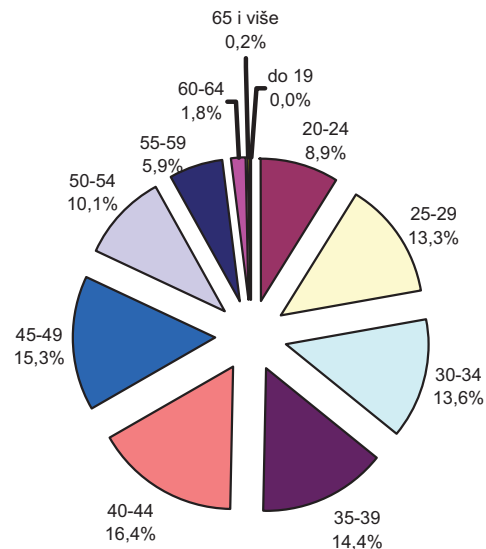
	<b>Broj zaposlenih</b> <i>Number of employed persons</i>	<b>Neto plaća</b> <i>Net wage</i>	<b>Bruto plaća</b> <i>Gross wage</i>	
<b>UKUPNO</b>	<b>37974</b>	<b>608,01</b>	<b>894,13</b>	<i>TOTAL</i>
<b>A Poljoprivreda, lov i šumarstvo</b>	1750	675,52	993,41	<i>Agriculture, hunt and forestry</i>
<b>B Ribarstvo</b>	19	456,95	671,99	<i>Fishing</i>
<b>C Rudarstvo</b>	1177	618,46	909,50	<i>Mining</i>
<b>D Prerađivačka industrija</b>	10436	452,09	664,83	<i>Manufacturing</i>
<b>E Snabdjevanje/opskrba električ. energijom, gasom/plinom i vodom</b>	913	1015,91	1493,99	<i>Electricity, gas and water supply</i>
<b>F Građevinarstvo</b>	1396	419,28	616,58	<i>Construction</i>
<b>G Trgovina na veliko i malo; popravak motornih vozila i motocikla, te predmeta za ličnu/osobnu upotr./ uporabu i domaće./kućanstvo</b>	8175	436,33	641,67	<i>Wholesale and retail trade; motorcycles and personal and household goods</i>
<b>H Ugostiteljstvo</b>	1937	430,45	633,02	<i>Catering trades</i>
<b>I Saobraćaj/Promet, skladišt. i veze</b>	1590	897,01	1319,14	<i>Transport, storage and communication</i>
<b>J Finans./Financijsko posredovanje</b>	367	949,46	1396,27	<i>Finacial intermediation</i>
<b>K Poslovanje nekretninama, iznajmljivanje i poslovne usluge</b>	433	831,13	1222,25	<i>Real estate, renting and business activities</i>
<b>L Javna uprava i odbrana/obrana; obavez./obvezno socij.osiguranje</b>	2798	861,22	1266,50	<i>Public administration and defence; compulsory social security</i>
<b>M Obrazovanje</b>	3207	711,62	1046,51	<i>Education</i>
<b>N Zdrastvena i socijalna zaštita/skrb</b>	2645	816,13	1200,19	<i>Health and social welfare</i>
<b>O Ostale javne, društvene, socijalne i lične/osobne uslužne djelatnosti</b>	1081	445,00	654,41	<i>Other community, social and personal service activities</i>
<b>P Privatna domaćinstva sa zaposlenim osobama</b>	17	-	-	<i>Private households with employed persons</i>
<b>00 Neraspoređeno po djelatnostima KD</b>	33	-	-	<i>Unclassified according to activities KD</i>

## 7. SREDNJOBOSANSKI KANTON SREDNJOBOSANSKI CANTON

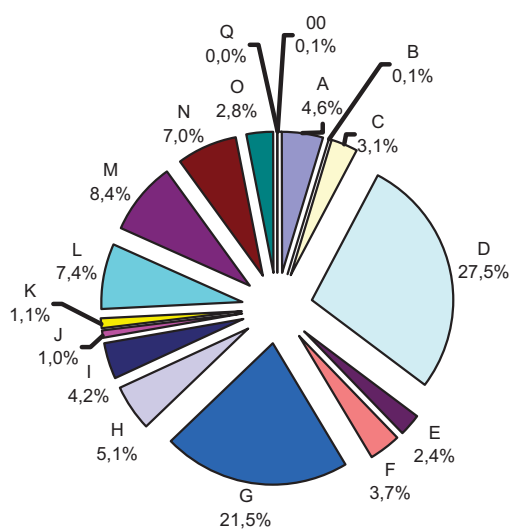
**Zaposleni prema stepenu stručnog obrazovanja u Srednjobosanskom kantonu, mart/ožujak 2008**  
*Employed according to professional qualifications in Srednjobosanski canton, March 2008*



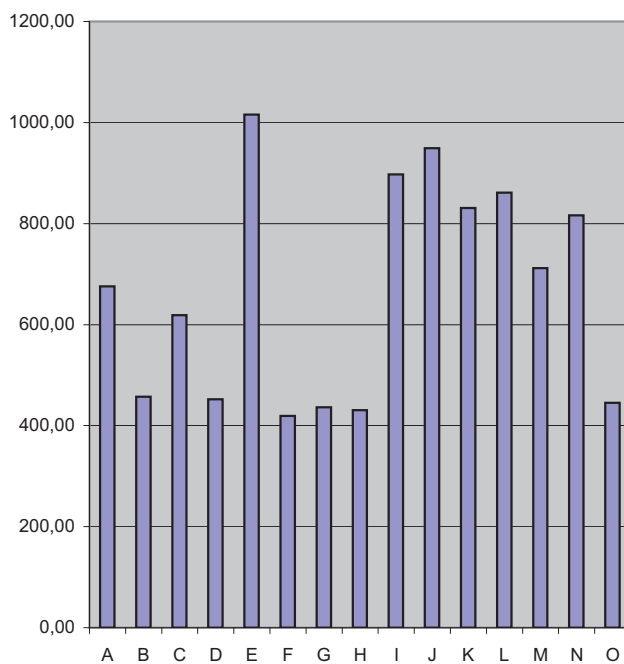
**Zaposleni prema intervalima starosti u Srednjobosanskom kantonu, mart/ožujak 2008**  
*Employed according to age in Srednjobosanski canton, March 2008*



**Zaposlenost po područjima KD u Srednjobosanskom kantonu u 2008**  
*Employment by the cea in Srednjobosanski canton in 2008*



**Prosječna neto plaća po područjima KD u Srednjobosanskom kantonu u 2008**  
*Average net wage by the cea in Srednjobosanski canton in 2008*



**7. SREDNJOBOSANSKI KANTON**  
*SREDNJOBOSANSKI CANTON*

**7.5 ZAPOSLENI PREMA STEPENU/STUPNJU STRUČNOG**  
*EMPLOYED ACCORDING TO PROFESSIONAL*

			UKUPNO <i>TOTAL</i>	V S S <i>University</i>			VŠS <i>Higher</i>
				svega <i>all</i>	doktori <i>doctors</i>	magistri <i>masters</i>	
	<b>UKUPNO</b>	svega	<b>31954</b>	<b>3102</b>	<b>101</b>	<b>30</b>	<b>2476</b>
		žene	<b>12378</b>	<b>1386</b>	<b>39</b>	<b>8</b>	<b>1345</b>
<b>A</b>	<b>Poljoprivreda, lov i šumarstvo</b>	svega	<b>1167</b>	112	-	1	17
		žene	<b>159</b>	27	-	-	11
<b>B</b>	<b>Ribarstvo</b>	svega	<b>14</b>	1	-	-	1
		žene	<b>2</b>	-	-	-	-
<b>C</b>	<b>Rudarstvo</b>	svega	<b>1168</b>	42	-	3	10
		žene	<b>71</b>	4	-	-	5
<b>D</b>	<b>Prerađivačka industrija</b>	svega	<b>10102</b>	293	-	2	166
		žene	<b>3558</b>	90	-	-	54
<b>E</b>	<b>Snabdjevanje/opskrba električ. energijom, gasom/plinom i vodom</b>	svega	<b>909</b>	52	-	-	38
		žene	<b>151</b>	19	-	-	11
<b>F</b>	<b>Građevinarstvo</b>	svega	<b>1238</b>	50	-	-	33
		žene	<b>138</b>	4	-	-	13
<b>G</b>	<b>Trgovina na veliko i malo; popravak motornih vozila i motocikla, te predmeta za ličnu/osobnu upotr./ uporabu i domać./kućanstvo</b>	svega	<b>6014</b>	212	-	6	145
		žene	<b>2572</b>	91	-	1	61
<b>H</b>	<b>Ugostiteljstvo</b>	svega	<b>399</b>	14	-	-	16
		žene	<b>188</b>	6	-	-	7
<b>I</b>	<b>Saobraćaj/Promet, skladišt. i veze</b>	svega	<b>1389</b>	80	-	2	76
		žene	<b>288</b>	21	-	-	27
<b>J</b>	<b>Finans./Financijsko posredovanje</b>	svega	<b>339</b>	87	-	-	28
		žene	<b>217</b>	50	-	-	16
<b>K</b>	<b>Poslovanje nekretninama, iznajmljivanje i poslovne usluge</b>	svega	<b>258</b>	81	-	-	35
		žene	<b>126</b>	39	-	-	17
<b>L</b>	<b>Javna uprava i odbrana/obrana; obavez./obvezno socij.osiguranje</b>	svega	<b>2770</b>	714	-	1	317
		žene	<b>1000</b>	273	-	-	95
<b>M</b>	<b>Obrazovanje</b>	svega	<b>3176</b>	901	-	13	1424
		žene	<b>2010</b>	515	-	7	923
<b>N</b>	<b>Zdravstvena i socijalna zaštita/skrb</b>	svega	<b>2554</b>	437	101	2	156
		žene	<b>1689</b>	232	39	-	101
<b>O</b>	<b>Ostale javne, društvene, socijalne i lične/osobne uslužne djelatnosti</b>	svega	<b>457</b>	26	-	-	14
		žene	<b>209</b>	15	-	-	4

**OBRAZOVANJA I DJELATNOSTIMA, MART/OŽUJAK 2008.**  
**QUALIFICATIONS AND ACTIVITIES, MARCH 2008.**

<b>SSS</b> <i>Secondary</i>	<b>NSS</b> <i>Elementary</i>	<b>VKV</b> <i>Highly skilled</i>	<b>KV</b> <i>Skilled</i>	<b>PKV</b> <i>Semi-skilled</i>	<b>NKV</b> <i>Unskilled</i>		
<b>12574</b>	<b>1681</b>	<b>1084</b>	<b>7031</b>	<b>1290</b>	<b>2716</b>	<i>all</i>	<b>TOTAL</b>
<b>5408</b>	<b>697</b>	<b>45</b>	<b>1581</b>	<b>679</b>	<b>1237</b>	<i>women</i>	
554	171	8	120	22	163	<i>all</i>	<i>Agriculture, hunting and forestry</i>
102	10	-	-	-	9	<i>women</i>	
6	-	-	-	-	6	<i>all</i>	<i>Fishing</i>
1	-	-	-	-	1	<i>women</i>	
327	122	43	379	62	183	<i>all</i>	<i>Mining</i>
45	4	-	2	-	11	<i>women</i>	
3395	478	368	3028	1039	1335	<i>all</i>	<i>Manufacturing</i>
1149	173	14	700	651	727	<i>women</i>	
227	113	181	193	13	92	<i>all</i>	<i>Electricity, gas and water supply</i>
107	-	1	9	1	3	<i>women</i>	
470	78	37	370	79	121	<i>all</i>	<i>Construction</i>
104	1	-	8	1	7	<i>women</i>	
3397	147	136	1685	30	262	<i>all</i>	<i>Wholesale and retail trade; motorcycles and personal and household goods</i>
1548	81	3	676	6	106	<i>women</i>	
90	8	14	117	6	134	<i>all</i>	<i>Catering trades</i>
40	3	3	40	6	83	<i>women</i>	
489	77	156	470	5	36	<i>all</i>	<i>Transport, storage and communication</i>
193	27	3	7	-	10	<i>women</i>	
218	1	-	4	-	1	<i>all</i>	<i>Financial intermediation</i>
148	1	-	1	-	1	<i>women</i>	
123	-	12	-	-	7	<i>all</i>	<i>Real estate, renting and business activities</i>
60	-	4	-	-	6	<i>women</i>	
1274	46	23	342	10	44	<i>all</i>	<i>Public administration and defence; compulsory social security</i>
522	32	-	30	6	42	<i>women</i>	
372	262	35	64	3	115	<i>all</i>	<i>Education</i>
233	226	4	7	2	100	<i>women</i>	
1344	160	61	210	18	168	<i>all</i>	<i>Health and social welfare</i>
973	138	10	99	6	130	<i>women</i>	
288	18	10	49	3	49	<i>all</i>	<i>Other community, social and personal service activities</i>
183	1	3	2	-	1	<i>women</i>	

**7. SREDNJOBOSANSKI KANTON**  
SREDNJOBOSANSKI CANTON

**7.6 ZAPOSLENI PREMA INTERVALIMA STAROSTI**  
EMPLOYED ACCORDING TO AGE

			UKUPNO TOTAL	do 19 to 19	20-24	25-29	30-34	35-39
	UKUPNO	svega	31954	11	2836	4250	4350	4608
		žene	12378	6	1029	1811	1730	1588
A	Poljoprivreda, lov i šumarstvo	svega	1167	-	25	110	129	167
		žene	159	-	2	19	9	18
B	Ribarstvo	svega	14	-	-	-	3	1
		žene	2	-	-	-	-	-
C	Rudarstvo	svega	1168	-	59	147	136	146
		žene	71	-	4	12	9	10
D	Prerađivačka industrija	svega	10102	5	1234	1537	1487	1335
		žene	3558	3	354	509	592	488
E	Snabdjevanje/opskrba električ. energijom, gasom/plinom i vodom	svega	909	-	45	59	116	138
		žene	151	-	2	15	23	16
F	Građevinarstvo	svega	1238	1	99	171	171	212
		žene	138	-	21	26	7	16
G	Trgovina na veliko i malo; popravak motornih vozila i motocikla, te predmeta za ličnu/osobnu upotr./ uporabu i domać./kućanstvo	svega	6014	5	1053	1171	745	782
		žene	2572	3	465	590	276	273
H	Ugostiteljstvo	svega	399	-	41	45	61	69
		žene	188	-	17	17	26	34
I	Saobraćaj/Promet, skladišt. i veze	svega	1389	-	22	64	105	278
		žene	288	-	4	16	24	47
J	Finans./Financijsko posredovanje	svega	339	-	9	25	47	41
		žene	217	-	7	17	34	24
K	Poslovanje nekretninama, iznajmljivanje i poslovne usluge	svega	258	-	8	37	39	17
		žene	126	-	2	13	13	6
L	Javna uprava i odbrana/obrana; obavez./obvezno socij.osiguranje	svega	2770	-	36	144	367	560
		žene	1000	-	12	51	103	109
M	Obrazovanje	svega	3176	-	58	406	434	377
		žene	2010	-	35	301	293	247
N	Zdravstvena i socijalna zaštita/skrb	svega	2554	-	63	255	450	425
		žene	1689	-	36	171	291	279
O	Ostale javne, društvene, socijalne i lične/osobne uslužne djelatnosti	svega	457	-	84	79	60	60
		žene	209	-	68	54	30	21

I DJELATNOSTIMA, MART/OŽUJAK 2008.  
AND ACTIVITIES, MARCH 2008.

40-44	45-49	50-54	55-59	60-64	65 i više 65 and over		
5239	4886	3238	1879	589	68	all	TOTAL
2070	1995	1217	718	200	14	women	
226	263	151	81	15	-	all	Agriculture, hunting and forestry
44	35	22	9	1	-	women	
4	1	3	1	1	-	all	Fishing
1	-	1	-	-	-	women	
220	195	160	92	12	1	all	Mining
6	13	13	4	-	-	women	
1472	1400	1008	529	82	13	all	Manufacturing
545	523	367	162	13	2	women	
152	175	122	76	25	1	all	Electricity, gas and water supply
19	50	14	9	3	-	women	
186	180	136	66	16	-	all	Construction
20	29	18	1	-	-	women	
1226	652	261	97	19	3	all	Wholesale and retail trade; motorcycles and personal and household goods
596	239	97	28	5	-	women	
69	54	37	18	5	-	all	Catering trades
30	30	27	7	-	-	women	
305	330	159	103	21	2	all	Transport, storage and communication
60	87	24	22	4	-	women	
47	71	66	28	5	-	all	Financial intermediation
31	53	39	11	1	-	women	
33	58	46	15	5	-	all	Real estate, renting and business activities
24	44	14	8	2	-	women	
462	513	412	195	67	14	all	Public administration and defence; compulsory social security
151	250	198	98	23	5	women	
467	441	368	379	227	19	all	Education
304	265	208	246	108	3	women	
322	498	266	183	81	11	all	Health and social welfare
230	358	172	108	40	4	women	
48	55	43	16	8	4	all	Other community, social and personal service activities
9	19	3	5	-	-	women	

**8. HERCEGOVAČKO-NERETVANSKI KANTON**  
HERCEGOVAČKO-NERETVANSKI CANTON

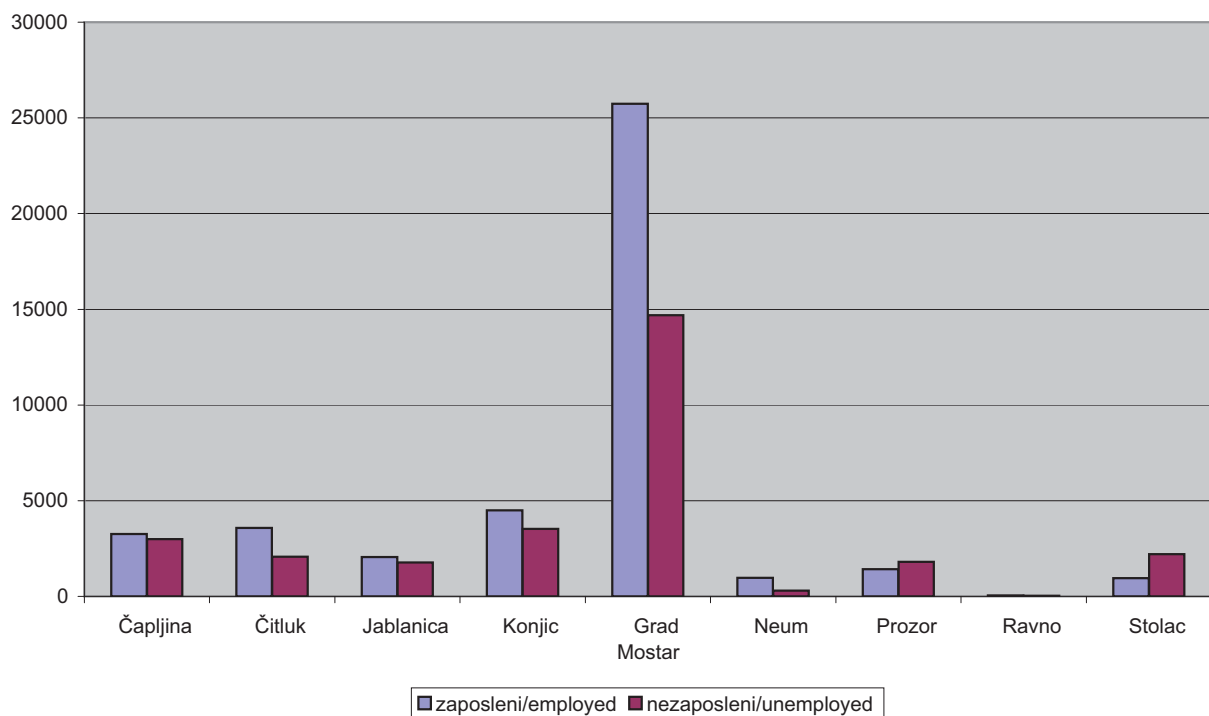
**8.1 ZAPOSLENOST, NEZAPOSLENOST, NETO I BRUTO PLAĆA U HERCEGOVAČKO-NERETVANSKOM KANTONU  
PO OPĆINAMA I SPOLU U 2008.**

EMPLOYMENT, UNEMPLOYMENT, NET AND GROSS WAGE IN HERCEGOVAČKO-NERETVANSKI CANTON  
BY MUNICIPALITY AND SEX IN 2008.

Godišnji prosjek  
Average for year

	Broj zaposlenih Number of employed persons		Broj nezaposlenih stanje , 31.12. 2008. Number of unemployed situation, 31.12. 2008.		Neto plaća Net wage	Bruto plaća Gross wage
	Ukupno Total	Žene Female	Ukupno Total	Žene Female		
<b>Federacija BiH</b> <i>Federation B&amp;H</i>	<b>430745</b>	<b>163045</b>	<b>338643</b>	<b>175451</b>	<b>751,30</b>	<b>1104,85</b>
<b>Hercegovačko-neretvanski kanton/canton</b>	<b>42531</b>	<b>17855</b>	<b>29403</b>	<b>14261</b>	<b>821,87</b>	<b>1208,63</b>
Čapljina	3265	1318	2985	1394	764,59	1124,39
Čitluk	3576	1416	2072	1077	629,15	925,22
Jablanica	2058	613	1772	874	823,64	1211,23
Konjic	4504	1532	3530	1656	633,72	931,94
Grad Mostar	25731	11609	14688	7408	893,57	1314,07
Neum	962	459	308	112	603,43	887,40
Prozor	1424	493	1811	760	746,80	1098,23
Ravno	51	18	31	9	903,13	1328,12
Stolac	960	397	2206	971	737,24	1084,18

**Zaposlenost i nezaposlenost u Hercegovačko - neretvanskom kantonu po općinama**  
*Employment and unemployment in Hercegovačko - neretvanski canton by municipality*



**8. HERCEGOVAČKO-NERETVANSKI KANTON**  
HERCEGOVAČKO-NERETVANSKI CANTON

**8.2 ZAPOSLENI PREMA STEPENU/STUPNJU STRUČNOG OBRAZOVANJA PO OPĆINAMA, MART/OŽUJAK 2008.**  
EMPLOYED ACCORDING TO PROFESSIONAL QUALIFICATIONS BY MUNICIPALITY, MARCH 2008.

	UKUPNO TOTAL	V S S University			VŠS Higher	SSS Seco ndary	NSS Eleme ntary	VKV Highly skilled	KV Skilled	PKV Semi- skilled	NKV Unski- lled	
		svega all	doktori doctors	magistri masters								
<b>Hercegovačko-neretvanski kanton/canton</b>	<b>svega/all</b>	<b>37048</b>	<b>6243</b>	<b>116</b>	<b>178</b>	<b>3372</b>	<b>14840</b>	<b>903</b>	<b>1571</b>	<b>6724</b>	<b>1153</b>	<b>2242</b>
	<b>žene/women</b>	<b>15219</b>	<b>3177</b>	<b>29</b>	<b>71</b>	<b>1976</b>	<b>6928</b>	<b>465</b>	<b>98</b>	<b>1358</b>	<b>345</b>	<b>872</b>
Čapljina	svega/all	2566	349	-	-	336	984	51	101	463	69	213
	žene/women	950	182	-	-	196	363	22	1	83	27	76
Čitluk	svega/all	3159	379	15	3	335	1302	140	61	799	76	67
	žene/women	1222	170	4	1	206	562	79	8	160	15	22
Jablanica	svega/all	1674	196	-	4	123	487	21	169	379	80	219
	žene/women	445	88	-	1	58	195	5	5	24	32	38
Konjic	svega/all	4118	387	-	2	360	1356	99	175	880	456	405
	žene/women	1373	185	-	-	189	525	46	3	167	175	83
Grad Mostar	svega/all	22992	4595	98	168	1861	9800	501	919	3746	396	1174
	žene/women	10213	2386	24	69	1109	4877	257	69	819	86	610
Neum	svega/all	802	60	3	1	80	365	20	47	188	14	28
	žene/women	383	28	1	-	51	173	15	11	84	8	13
Prozor	svega/all	992	154	-	-	163	310	41	61	117	45	101
	žene/women	354	73	-	-	91	131	25	1	10	1	22
Stolac	svega/all	713	116	-	-	109	218	30	38	151	17	34
	žene/women	266	61	-	-	74	96	16	-	10	1	8
Ravno	svega/all	32	7	-	-	5	18	-	-	1	-	1
	žene/women	13	4	-	-	2	6	-	-	1	-	-

**8. HERCEGOVAČKO-NERETVANSKI KANTON**  
HERCEGOVAČKO-NERETVANSKI CANTON

**8.3 ZAPOSLENI PREMA INTERVALIMA STAROSTI PO OPĆINAMA, MART/OŽUJAK 2008.**  
EMPLOYED ACCORDING TO AGE BY MUNICIPALITY, MARCH 2008.

		UKUPNO TOTAL	do 19 to 19	20-24	25-29	30-34	35-39	40-44	45-49	50-54	55-59	60-64	65 i više 65 and over	
<b>Hercegovačko-neretvanski kanton/canton</b>		<b>svoga/all</b>	<b>37048</b>	<b>9</b>	<b>1142</b>	<b>4184</b>	<b>5168</b>	<b>5173</b>	<b>5703</b>	<b>6333</b>	<b>4953</b>	<b>3056</b>	<b>1209</b>	<b>118</b>
		<b>žene/women</b>	<b>15219</b>	<b>-</b>	<b>446</b>	<b>1920</b>	<b>2327</b>	<b>2106</b>	<b>2257</b>	<b>2701</b>	<b>1921</b>	<b>1101</b>	<b>401</b>	<b>39</b>
Čapljina	<b>svoga/all</b>	<b>2566</b>	<b>-</b>	<b>60</b>	<b>215</b>	<b>365</b>	<b>359</b>	<b>409</b>	<b>491</b>	<b>360</b>	<b>241</b>	<b>65</b>	<b>1</b>	
	<b>žene/women</b>	<b>950</b>	<b>-</b>	<b>14</b>	<b>103</b>	<b>143</b>	<b>133</b>	<b>132</b>	<b>211</b>	<b>125</b>	<b>65</b>	<b>24</b>	<b>-</b>	
Čitluk	<b>svoga/all</b>	<b>3159</b>	<b>-</b>	<b>114</b>	<b>392</b>	<b>432</b>	<b>505</b>	<b>523</b>	<b>549</b>	<b>347</b>	<b>205</b>	<b>87</b>	<b>5</b>	
	<b>žene/women</b>	<b>1222</b>	<b>-</b>	<b>43</b>	<b>175</b>	<b>182</b>	<b>178</b>	<b>210</b>	<b>214</b>	<b>122</b>	<b>70</b>	<b>28</b>	<b>-</b>	
Jablanica	<b>svoga/all</b>	<b>1674</b>	<b>-</b>	<b>39</b>	<b>132</b>	<b>156</b>	<b>237</b>	<b>276</b>	<b>335</b>	<b>287</b>	<b>160</b>	<b>51</b>	<b>1</b>	
	<b>žene/women</b>	<b>445</b>	<b>-</b>	<b>6</b>	<b>49</b>	<b>37</b>	<b>55</b>	<b>65</b>	<b>101</b>	<b>76</b>	<b>37</b>	<b>18</b>	<b>1</b>	
Konjic	<b>svoga/all</b>	<b>4118</b>	<b>-</b>	<b>129</b>	<b>440</b>	<b>557</b>	<b>593</b>	<b>722</b>	<b>695</b>	<b>552</b>	<b>322</b>	<b>101</b>	<b>7</b>	
	<b>žene/women</b>	<b>1373</b>	<b>-</b>	<b>25</b>	<b>142</b>	<b>210</b>	<b>201</b>	<b>194</b>	<b>280</b>	<b>198</b>	<b>93</b>	<b>27</b>	<b>3</b>	
Grad Mostar	<b>svoga/all</b>	<b>22992</b>	<b>9</b>	<b>779</b>	<b>2782</b>	<b>3317</b>	<b>3020</b>	<b>3328</b>	<b>3783</b>	<b>3093</b>	<b>1947</b>	<b>839</b>	<b>95</b>	
	<b>žene/women</b>	<b>10213</b>	<b>-</b>	<b>348</b>	<b>1335</b>	<b>1588</b>	<b>1357</b>	<b>1457</b>	<b>1733</b>	<b>1297</b>	<b>784</b>	<b>281</b>	<b>33</b>	
Neum	<b>svoga/all</b>	<b>802</b>	<b>-</b>	<b>13</b>	<b>68</b>	<b>110</b>	<b>184</b>	<b>158</b>	<b>152</b>	<b>77</b>	<b>32</b>	<b>8</b>	<b>-</b>	
	<b>žene/women</b>	<b>383</b>	<b>-</b>	<b>5</b>	<b>38</b>	<b>60</b>	<b>89</b>	<b>90</b>	<b>60</b>	<b>31</b>	<b>9</b>	<b>1</b>	<b>-</b>	
Prozor	<b>svoga/all</b>	<b>992</b>	<b>-</b>	<b>2</b>	<b>94</b>	<b>127</b>	<b>156</b>	<b>158</b>	<b>174</b>	<b>152</b>	<b>92</b>	<b>31</b>	<b>6</b>	
	<b>žene/women</b>	<b>354</b>	<b>-</b>	<b>1</b>	<b>41</b>	<b>64</b>	<b>50</b>	<b>63</b>	<b>58</b>	<b>39</b>	<b>28</b>	<b>9</b>	<b>1</b>	
Stolac	<b>svoga/all</b>	<b>713</b>	<b>-</b>	<b>5</b>	<b>58</b>	<b>99</b>	<b>114</b>	<b>122</b>	<b>151</b>	<b>80</b>	<b>54</b>	<b>27</b>	<b>3</b>	
	<b>žene/women</b>	<b>266</b>	<b>-</b>	<b>3</b>	<b>36</b>	<b>41</b>	<b>42</b>	<b>41</b>	<b>43</b>	<b>31</b>	<b>15</b>	<b>13</b>	<b>1</b>	
Ravno	<b>svoga/all</b>	<b>32</b>	<b>-</b>	<b>1</b>	<b>3</b>	<b>5</b>	<b>5</b>	<b>7</b>	<b>3</b>	<b>5</b>	<b>3</b>	<b>-</b>	<b>-</b>	
	<b>žene/women</b>	<b>13</b>	<b>-</b>	<b>1</b>	<b>1</b>	<b>2</b>	<b>1</b>	<b>5</b>	<b>1</b>	<b>2</b>	<b>-</b>	<b>-</b>	<b>-</b>	

**8. HERCEGOVAČKO-NERETVANSKI KANTON**  
HERCEGOVAČKO-NERETVANSKI CANTON

**8.4 ZAPOSLENOST I PLAĆA U HERCEGOVAČKO-NERETVANSKOM KANTONU  
PO PODRUČJIMA KD U 2008.**  
EMPLOYMENT AND WAGE IN HERCEGOVAČKO-NERETVANSKI CANTON  
BY THE CEA IN 2008.

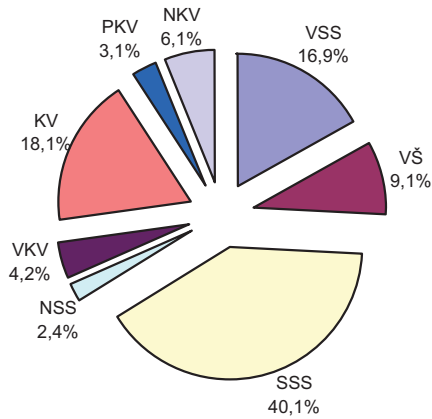
**Godišnji prosjek**  
Average for year

	<b>Broj zaposlenih</b> <i>Number of employed persons</i>	<b>Neto plaća</b> <i>Net wage</i>	<b>Bruto plaća</b> <i>Gross wage</i>	
<b>UKUPNO</b>	<b>42531</b>	<b>821,87</b>	<b>1208,63</b>	<b>TOTAL</b>
<b>A Poljoprivreda, lov i šumarstvo</b>	783	601,23	884,16	<i>Agriculture, hunt and forestry</i>
<b>B Ribarstvo</b>	73	466,79	686,45	<i>Fishing</i>
<b>C Rudarstvo</b>	179	370,14	544,32	<i>Mining</i>
<b>D Prerađivačka industrija</b>	6994	738,99	1086,74	<i>Manufacturing</i>
<b>E Snabdjevanje/opskrba električ. energijom, gasom/plinom i vodom</b>	2315	1326,11	1950,16	<i>Electricity, gas and water supply</i>
<b>F Građevinarstvo</b>	2270	535,82	787,98	<i>Construction</i>
<b>G Trgovina na veliko i malo; popravak motornih vozila i motocikla, te predmeta za ličnu/osobnu upotr./ uporabu i domaće./kućanstvo</b>	7311	496,86	730,67	<i>Wholesale and retail trade; motorcycles and personal and household goods</i>
<b>H Ugostiteljstvo</b>	2065	477,85	702,72	<i>Catering trades</i>
<b>I Saobraćaj/Promet, skladišt. i veze</b>	3531	1090,02	1602,97	<i>Transport, storage and communication</i>
<b>J Finans./Financijsko posredovanje</b>	1403	1289,63	1896,51	<i>Financial intermediation</i>
<b>K Poslovanje nekretninama, iznajmljivanje i poslovne usluge</b>	1813	479,70	705,44	<i>Real estate, renting and business activities</i>
<b>L Javna uprava i odbrana/obrana; obavez./obvezno socij.osiguranje</b>	4336	1055,66	1552,44	<i>Public administration and defence; compulsory social security</i>
<b>M Obrazovanje</b>	3893	745,84	1096,83	<i>Education</i>
<b>N Zdravstvena i socijalna zaštita/skrb</b>	3096	801,02	1177,97	<i>Health and social welfare</i>
<b>O Ostale javne, društvene, socijalne i lične/osobne uslužne djelatnosti</b>	2414	484,03	711,81	<i>Other community, social and personal service activities</i>
<b>P Privatna domaćinstva sa zaposlenim osobama</b>	4	-	-	<i>Private households with employed persons</i>
<b>00 Neraspoređeno po djelatnostima KD</b>	51	-	-	<i>Unclassified according to activities KD</i>

**8. HERCEGOVAČKO-NERETVANSKI KANTON**  
HERCEGOVAČKO-NERETVANSKI CANTON

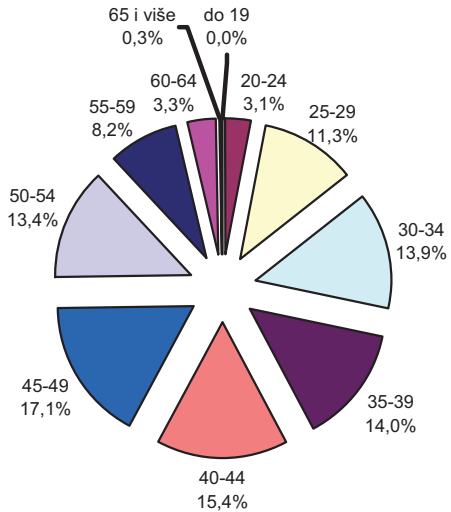
**Zaposleni prema stepenu stručnog obrazovanja u Hercegovačko-neretvanskom kantonu, mart/ožujak 2008**

*Employed according to professional qualifications in Hercegovačko-neretvanski canton, March 2008*



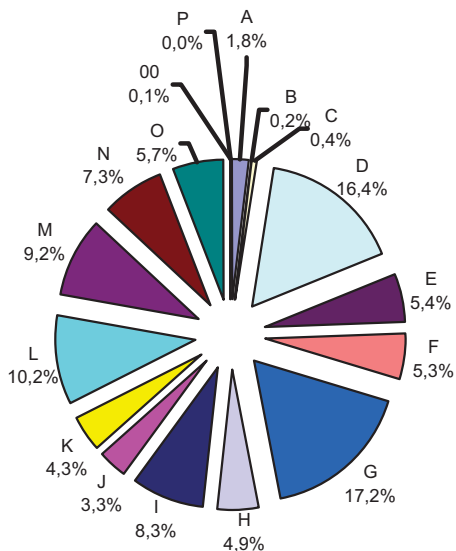
**Zaposleni prema intervalima starosti u Hercegovačko-neretvanskom kantonu, mart/ožujak 2008**

*Employed according to age in Hercegovačko-neretvanski canton, March 2008*



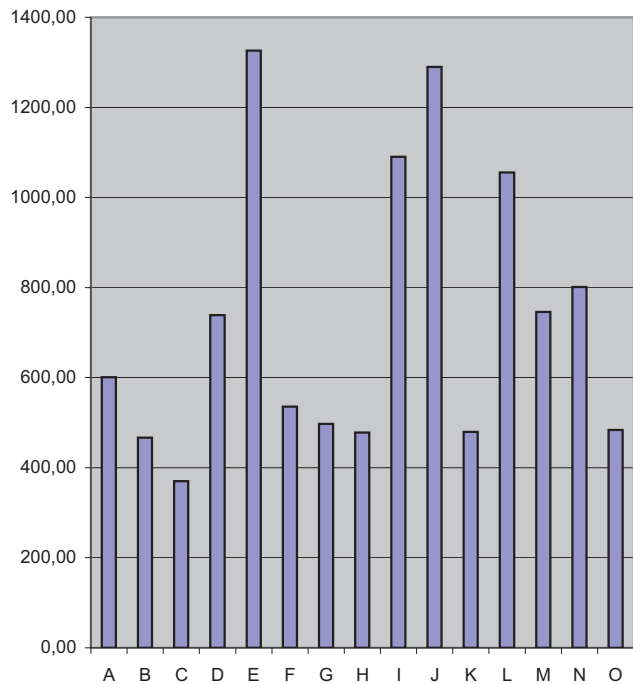
**Zaposlenost po područjima KD u Hercegovačko-neretvanskom kantonu u 2008**

*Employment by the cea in Hercegovačko-neretvanski canton in 2008*



**Prosječna neto plaća po područjima KD u Hercegovačko-neretvanskom kantonu u 2008**

*Average net wage by the cea in Hercegovačko-neretvanski canton in 2008*



**8. HERCEGOVAČKO-NERETVANSKI KANTON**  
HERCEGOVAČKO-NERETVANSKI CANTON

**8.5 ZAPOSLENI PREMA STEPENU/STUPNJU STRUČNOG**  
EMPLOYED ACCORDING TO PROFESSIONAL

			UKUPNO <i>TOTAL</i>	V S S <i>University</i>			VŠS <i>Higher</i>
				svoga <i>all</i>	doktori <i>doctors</i>	magistri <i>masters</i>	
<b>UKUPNO</b>		svoga	<b>37048</b>	<b>6243</b>	<b>116</b>	<b>178</b>	<b>3372</b>
		žene	<b>15219</b>	<b>3177</b>	<b>29</b>	<b>71</b>	<b>1976</b>
<b>A</b>	Poljoprivreda, lov i šumarstvo	svoga	<b>717</b>	80	1	1	26
		žene	<b>210</b>	24	-	-	10
<b>B</b>	Ribarstvo	svoga	<b>63</b>	7	-	-	1
		žene	<b>24</b>	2	-	-	1
<b>C</b>	Rudarstvo	svoga	<b>175</b>	9	-	-	6
		žene	<b>22</b>	1	-	-	2
<b>D</b>	Prerađivačka industrija	svoga	<b>6483</b>	434	3	2	182
		žene	<b>1594</b>	148	1	-	62
<b>E</b>	Snabdjevanje/opskrba električ. energijom, gasom/plinom i vodom	svoga	<b>2293</b>	388	1	9	139
		žene	<b>468</b>	127	-	2	44
<b>F</b>	Građevinarstvo	svoga	<b>2120</b>	146	-	1	67
		žene	<b>220</b>	38	-	-	23
<b>G</b>	Trgovina na veliko i malo; popravak motornih vozila i motocikla, te predmeta za ličnu/osobnu upotr./ uporabu i domać./kućanstvo	svoga	<b>5172</b>	300	-	15	181
		žene	<b>2346</b>	156	-	6	110
<b>H</b>	Ugostiteljstvo	svoga	<b>674</b>	26	-	-	38
		žene	<b>380</b>	10	-	-	16
<b>I</b>	Saobraćaj/Promet, skladišt. i veze	svoga	<b>3381</b>	481	1	15	295
		žene	<b>865</b>	180	-	3	108
<b>J</b>	Finans./Financijsko posredovanje	svoga	<b>1376</b>	547	-	7	117
		žene	<b>936</b>	358	-	3	86
<b>K</b>	Poslovanje nekretninama, iznajmljivanje i poslovne usluge	svoga	<b>1448</b>	173	1	4	87
		žene	<b>229</b>	52	-	-	32
<b>L</b>	Javna uprava i odbrana/obrana; obavez./obvezno socij.osiguranje	svoga	<b>4315</b>	1333	5	11	470
		žene	<b>1868</b>	691	-	-	188
<b>M</b>	Obrazovanje	svoga	<b>3843</b>	1564	78	81	1427
		žene	<b>2673</b>	972	19	39	1044
<b>N</b>	Zdrastvena i socijalna zaštita/skrb	svoga	<b>3015</b>	630	25	30	249
		žene	<b>2168</b>	350	9	18	197
<b>O</b>	Ostale javne, društvene, socijalne i lične/osobne uslužne djelatnosti	svoga	<b>1973</b>	125	1	2	87
		žene	<b>1216</b>	68	-	-	53

**OBRAZOVANJA I DJELATNOSTIMA, MART/OŽUJAK 2008.**  
**QUALIFICATIONS AND ACTIVITIES, MARCH 2008.**

<b>SSS</b> <i>Secondary</i>	<b>NSS</b> <i>Elementary</i>	<b>VKV</b> <i>Highly skilled</i>	<b>KV</b> <i>Skilled</i>	<b>PKV</b> <i>Semi-skilled</i>	<b>NKV</b> <i>Unskilled</i>		
<b>14840</b>	<b>903</b>	<b>1571</b>	<b>6724</b>	<b>1153</b>	<b>2242</b>	<i>all</i>	<b>TOTAL</b>
<b>6928</b>	<b>465</b>	<b>98</b>	<b>1358</b>	<b>345</b>	<b>872</b>	<i>women</i>	
200	53	5	132	90	131	<i>all</i>	<i>Agriculture, hunting and forestry</i>
90	21	-	12	11	42	<i>women</i>	
33	11	1	2	-	8	<i>all</i>	<i>Fishing</i>
16	1	-	-	-	4	<i>women</i>	
83	-	14	48	4	11	<i>all</i>	<i>Mining</i>
17	-	-	-	-	2	<i>women</i>	
2016	173	373	2127	491	687	<i>all</i>	<i>Manufacturing</i>
601	56	8	359	204	156	<i>women</i>	
695	20	405	378	96	172	<i>all</i>	<i>Electricity, gas and water supply</i>
224	4	4	24	19	22	<i>women</i>	
640	54	128	698	104	283	<i>all</i>	<i>Construction</i>
126	6	-	20	2	5	<i>women</i>	
3154	159	110	1104	39	125	<i>all</i>	<i>Wholesale and retail trade;</i>
1529	46	24	405	3	73	<i>women</i>	<i>motorcycles and personal and household goods</i>
236	18	69	222	16	49	<i>all</i>	<i>Catering trades</i>
130	16	19	135	15	39	<i>women</i>	
1270	57	215	778	143	142	<i>all</i>	<i>Transport, storage and communication</i>
455	27	14	49	1	31	<i>women</i>	
684	8	4	16	-	-	<i>all</i>	<i>Financial intermediation</i>
476	8	1	7	-	-	<i>women</i>	
1062	18	21	74	1	12	<i>all</i>	<i>Real estate, renting and business activities</i>
125	12	3	1	-	4	<i>women</i>	
1802	49	63	501	28	69	<i>all</i>	<i>Public administration and defence;</i>
820	42	4	46	22	55	<i>women</i>	<i>compulsory social security</i>
401	126	60	73	22	170	<i>all</i>	<i>Education</i>
308	124	12	32	21	160	<i>women</i>	
1483	38	78	218	66	253	<i>all</i>	<i>Health and social welfare</i>
1219	31	7	84	40	240	<i>women</i>	
1081	119	25	353	53	130	<i>all</i>	<i>Other community, social and personal service activities</i>
792	71	2	184	7	39	<i>women</i>	

**8. HERCEGOVAČKO-NERETVANSKI KANTON**  
HERCEGOVAČKO-NERETVANSKI CANTON

**8.6 ZAPOSLENI PREMA INTERVALIMA STAROSTI**  
EMPLOYED ACCORDING TO AGE

			UKUPNO TOTAL	do 19 to 19	20-24	25-29	30-34	35-39
	<b>UKUPNO</b>	<b>svoga</b>	<b>37048</b>	<b>9</b>	<b>1142</b>	<b>4184</b>	<b>5168</b>	<b>5173</b>
		<b>žene</b>	<b>15219</b>	<b>-</b>	<b>446</b>	<b>1920</b>	<b>2327</b>	<b>2106</b>
<b>A</b>	<b>Poljoprivreda, lov i šumarstvo</b>	<b>svoga</b>	<b>717</b>	<b>-</b>	<b>12</b>	<b>61</b>	<b>57</b>	<b>76</b>
		<b>žene</b>	<b>210</b>	<b>-</b>	<b>2</b>	<b>23</b>	<b>4</b>	<b>28</b>
<b>B</b>	<b>Ribarstvo</b>	<b>svoga</b>	<b>63</b>	<b>-</b>	<b>-</b>	<b>10</b>	<b>13</b>	<b>12</b>
		<b>žene</b>	<b>24</b>	<b>-</b>	<b>-</b>	<b>4</b>	<b>5</b>	<b>7</b>
<b>C</b>	<b>Rudarstvo</b>	<b>svoga</b>	<b>175</b>	<b>-</b>	<b>-</b>	<b>27</b>	<b>16</b>	<b>11</b>
		<b>žene</b>	<b>22</b>	<b>-</b>	<b>-</b>	<b>4</b>	<b>3</b>	<b>1</b>
<b>D</b>	<b>Prerađivačka industrija</b>	<b>svoga</b>	<b>6483</b>	<b>-</b>	<b>214</b>	<b>627</b>	<b>822</b>	<b>757</b>
		<b>žene</b>	<b>1594</b>	<b>-</b>	<b>22</b>	<b>160</b>	<b>170</b>	<b>187</b>
<b>E</b>	<b>Snabdjevanje/opskrba električ. energijom, gasom/plinom i vodom</b>	<b>svoga</b>	<b>2293</b>	<b>-</b>	<b>26</b>	<b>146</b>	<b>190</b>	<b>292</b>
		<b>žene</b>	<b>468</b>	<b>-</b>	<b>2</b>	<b>44</b>	<b>43</b>	<b>64</b>
<b>F</b>	<b>Građevinarstvo</b>	<b>svoga</b>	<b>2120</b>	<b>-</b>	<b>71</b>	<b>261</b>	<b>285</b>	<b>296</b>
		<b>žene</b>	<b>220</b>	<b>-</b>	<b>8</b>	<b>28</b>	<b>31</b>	<b>20</b>
<b>G</b>	<b>Trgovina na veliko i malo; popravak motornih vozila i motocikla, te predmeta za ličnu/osobnu upotr./ uporabu i domač./kućanstvo</b>	<b>svoga</b>	<b>5172</b>	<b>-</b>	<b>288</b>	<b>874</b>	<b>974</b>	<b>916</b>
		<b>žene</b>	<b>2346</b>	<b>-</b>	<b>146</b>	<b>467</b>	<b>510</b>	<b>406</b>
<b>H</b>	<b>Ugostiteljstvo</b>	<b>svoga</b>	<b>674</b>	<b>-</b>	<b>15</b>	<b>41</b>	<b>65</b>	<b>150</b>
		<b>žene</b>	<b>380</b>	<b>-</b>	<b>6</b>	<b>21</b>	<b>41</b>	<b>83</b>
<b>I</b>	<b>Saobraćaj/Promet, skladišt. i veze</b>	<b>svoga</b>	<b>3381</b>	<b>-</b>	<b>54</b>	<b>290</b>	<b>460</b>	<b>517</b>
		<b>žene</b>	<b>865</b>	<b>-</b>	<b>14</b>	<b>66</b>	<b>133</b>	<b>139</b>
<b>J</b>	<b>Finans./Financijsko posredovanje</b>	<b>svoga</b>	<b>1376</b>	<b>-</b>	<b>71</b>	<b>214</b>	<b>257</b>	<b>191</b>
		<b>žene</b>	<b>936</b>	<b>-</b>	<b>41</b>	<b>160</b>	<b>175</b>	<b>128</b>
<b>K</b>	<b>Poslovanje nekretninama, iznajmljivanje i poslovne usluge</b>	<b>svoga</b>	<b>1448</b>	<b>9</b>	<b>131</b>	<b>346</b>	<b>264</b>	<b>184</b>
		<b>žene</b>	<b>229</b>	<b>-</b>	<b>3</b>	<b>13</b>	<b>26</b>	<b>27</b>
<b>L</b>	<b>Javna uprava i odbrana/obrana; obavez./obvezno socij.osiguranje</b>	<b>svoga</b>	<b>4315</b>	<b>-</b>	<b>39</b>	<b>202</b>	<b>429</b>	<b>678</b>
		<b>žene</b>	<b>1868</b>	<b>-</b>	<b>25</b>	<b>92</b>	<b>174</b>	<b>222</b>
<b>M</b>	<b>Obrazovanje</b>	<b>svoga</b>	<b>3843</b>	<b>-</b>	<b>42</b>	<b>461</b>	<b>606</b>	<b>549</b>
		<b>žene</b>	<b>2673</b>	<b>-</b>	<b>25</b>	<b>356</b>	<b>454</b>	<b>409</b>
<b>N</b>	<b>Zdrastvena i socijalna zaštita/skrb</b>	<b>svoga</b>	<b>3015</b>	<b>-</b>	<b>54</b>	<b>295</b>	<b>349</b>	<b>271</b>
		<b>žene</b>	<b>2168</b>	<b>-</b>	<b>42</b>	<b>222</b>	<b>284</b>	<b>195</b>
<b>O</b>	<b>Ostale javne, društvene, socijalne i lične/osobne uslužne djelatnosti</b>	<b>svoga</b>	<b>1973</b>	<b>-</b>	<b>125</b>	<b>329</b>	<b>381</b>	<b>273</b>
		<b>žene</b>	<b>1216</b>	<b>-</b>	<b>110</b>	<b>260</b>	<b>274</b>	<b>190</b>

I DJELATNOSTIMA, MART/OŽUJAK 2008.  
AND ACTIVITIES, MARCH 2008.

40-44	45-49	50-54	55-59	60-64	65 i više 65 and over		
5703	6333	4953	3056	1209	118	all	TOTAL
2257	2701	1921	1101	401	39	women	
107	154	117	98	30	5	all	Agriculture, hunting and forestry
42	55	25	26	4	1	women	
12	7	4	4	1	-	all	Fishing
6	1	1	-	-	-	women	
45	46	20	10	-	-	all	Mining
5	7	1	1	-	-	women	
1091	1234	1026	553	141	18	all	Manufacturing
266	395	259	110	24	1	women	
320	500	406	308	103	2	all	Electricity, gas and water supply
59	111	87	47	11	-	women	
309	353	309	184	48	4	all	Construction
46	48	28	10	1	-	women	
765	609	483	220	40	3	all	Wholesale and retail trade; motorcycles and personal and household goods
342	242	168	56	6	3	women	
129	147	84	35	8	-	all	Catering trades
90	75	45	15	4	-	women	
618	624	442	261	109	6	all	Transport, storage and communication
153	171	118	58	12	1	women	
170	201	178	69	25	-	all	Finacial intermediation
107	154	113	44	14	-	women	
158	126	128	73	29	-	all	Real estate, renting and business activities
35	53	44	25	3	-	women	
859	924	626	361	168	29	all	Public administration and defence; compulsory social security
359	450	306	163	66	11	women	
410	537	462	446	307	23	all	Education
310	373	284	290	166	6	women	
457	647	463	319	136	24	all	Health and social welfare
306	471	338	216	79	15	women	
253	224	205	115	64	4	all	Other community, social and personal service activities
131	95	104	40	11	1	women	

**9. ZAPADNO-HERCEGOVAČKI KANTON**  
 ZAPADNO-HERCEGOVAČKI CANTON

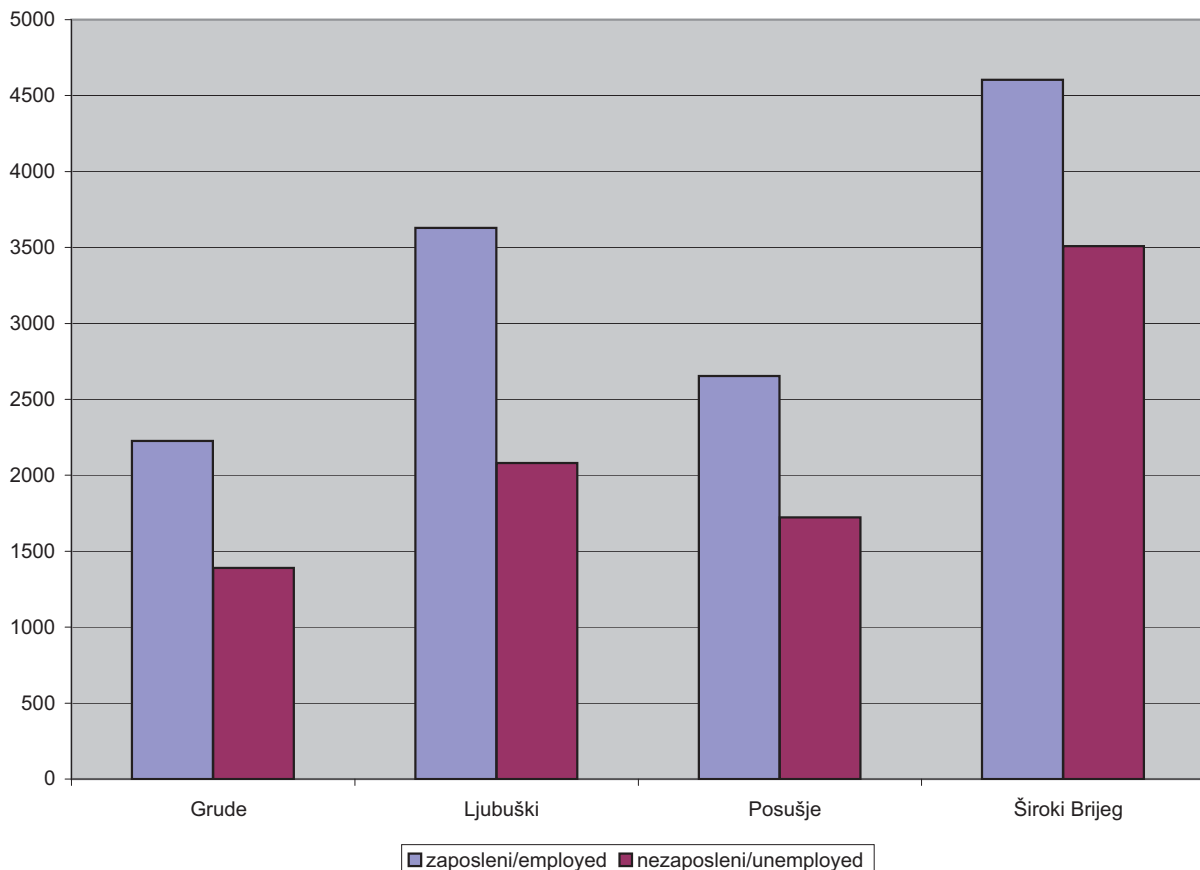
**9.1 ZAPOSLENOST, NEZAPOSLENOST, NETO I BRUTO PLAĆA U ZAPADNO-HERCEGOVAČKOM KANTONU  
 PO OPĆINAMA I SPOLU U 2008.**

EMPLOYMENT, UNEMPLOYMENT, NET AND GROSS WAGE IN ZAPADNO-HERCEGOVAČKI CANTON  
 BY MUNICIPALITY AND SEX IN 2008.

Godišnji prosjek  
 Average for year

	Broj zaposlenih Number of employed persons		Broj nezaposlenih stanje , 31.12. 2008. Number of unemployed situation, 31.12. 2008.		Neto plaća Net wage	Bruto plaća Gross wage
	Ukupno Total	Žene Female	Ukupno Total	Žene Female		
<b>Federacija BiH</b> <i>Federation B&amp;H</i>	<b>430745</b>	<b>163045</b>	<b>338643</b>	<b>175451</b>	<b>751,30</b>	<b>1104,85</b>
<b>Zapadno-hercegovački kanton/canton</b>	<b>13112</b>	<b>5042</b>	<b>8702</b>	<b>4602</b>	<b>616,26</b>	<b>906,26</b>
Grude	2227	748	1390	662	643,93	946,95
Ljubuški	3628	1367	2080	989	672,73	989,30
Posušje	2653	1113	1723	967	578,97	851,43
Široki Brijeg	4604	1814	3509	1984	573,83	843,86

**Zaposlenost i nezaposlenost u Zapadno - hercegovačkom kantonu po općinama**  
 Employment and unemployment in Zapadno - hercegovački canton by municipality



**9. ZAPADNO-HERCEGOVAČKI KANTON**  
*ZAPADNO-HERCEGOVAČKI CANTON*

**9.2 ZAPOSLENI PREMA STEPENU/STUPNJU STRUČNOG OBRAZOVANJA PO OPĆINAMA, MART/OŽUJAK 2008.**  
*EMPLOYED ACCORDING TO PROFESSIONAL QUALIFICATIONS BY MUNICIPALITY, MARCH 2008.*

		UKUPNO TOTAL	V S S University			VŠS Higher	SSS Seco- ndary	NSS Eleme- ntary	VKV Highly skilled	KV Skilled	PKV Semi- skilled	NKV Unski- lled
			svega all	doktori doctors	magistri masters							
<b>Zapadno-hercegovački kanton/canton</b>	<b>svega/all</b>	<b>11063</b>	<b>1215</b>	<b>30</b>	<b>7</b>	<b>1061</b>	<b>6366</b>	<b>147</b>	<b>141</b>	<b>1783</b>	<b>72</b>	<b>278</b>
	<i>žene/women</i>	<b>4133</b>	<b>515</b>	<b>12</b>	<b>2</b>	<b>615</b>	<b>2585</b>	<b>55</b>	<b>13</b>	<b>256</b>	-	<b>94</b>
Grude	<b>svega/all</b>	<b>1896</b>	198	-	-	224	1219	3	26	163	-	63
	<i>žene/women</i>	<b>600</b>	93	-	-	134	323	3	1	20	-	26
Ljubuški	<b>svega/all</b>	<b>3078</b>	329	1	1	330	1759	23	36	508	13	80
	<i>žene/women</i>	<b>1176</b>	142	-	-	181	682	17	2	137	-	15
Posušje	<b>svega/all</b>	<b>2218</b>	285	1	1	301	1217	98	18	234	-	65
	<i>žene/women</i>	<b>889</b>	112	-	-	194	518	18	3	18	-	26
Široki Brijeg	<b>svega/all</b>	<b>3871</b>	403	28	5	206	2171	23	61	878	59	70
	<i>žene/women</i>	<b>1468</b>	168	12	2	106	1062	17	7	81	-	27

**9. ZAPADNO-HERCEGOVAČKI KANTON**  
*ZAPADNO-HERCEGOVAČKI CANTON*

**9.3 ZAPOSLENOST PREMA INTERVALIMA STAROSTI PO OPĆINAMA, MART/OŽUJAK 2008.**  
*STRUCTURE EMPLOYEES ACCORDING TO AGE BY MUNICIPALITY, MARCH 2008.*

		<b>UKUPNO</b>	<b>do 19</b>	<b>20-24</b>	<b>25-29</b>	<b>30-34</b>	<b>35-39</b>	<b>40-44</b>	<b>45-49</b>	<b>50-54</b>	<b>55-59</b>	<b>60-64</b>	<b>65 i više</b>
		<i>TOTAL</i>	<i>to 19</i>										<i>65 and over</i>
<b>Zapadno-hercegovački kanton/canton</b>													
	<i>svega/all</i>	<b>11063</b>	<b>3</b>	<b>759</b>	<b>1364</b>	<b>1817</b>	<b>1888</b>	<b>1876</b>	<b>1545</b>	<b>1069</b>	<b>535</b>	<b>192</b>	<b>15</b>
	<i>žene/women</i>	<b>4133</b>	<b>1</b>	<b>380</b>	<b>620</b>	<b>719</b>	<b>678</b>	<b>654</b>	<b>519</b>	<b>349</b>	<b>149</b>	<b>60</b>	<b>4</b>
Grude	<i>svega/all</i>	<b>1896</b>	-	141	242	331	306	334	228	169	98	43	4
	<i>žene/women</i>	<b>600</b>	-	14	67	103	97	121	89	63	25	18	3
Ljubuški	<i>svega/all</i>	<b>3078</b>	-	109	313	469	529	582	475	390	181	30	-
	<i>žene/women</i>	<b>1176</b>	-	39	142	185	212	201	195	144	50	8	-
Posušje	<i>svega/all</i>	<b>2218</b>	1	136	295	350	395	356	348	157	116	54	10
	<i>žene/women</i>	<b>889</b>	1	84	151	151	149	127	121	48	39	17	1
Široki Brijeg	<i>svega/all</i>	<b>3871</b>	2	373	514	667	658	604	494	353	140	65	1
	<i>žene/women</i>	<b>1468</b>	-	243	260	280	220	205	114	94	35	17	-

9. ZAPADNO-HERCEGOVAČKI KANTON  
ZAPADNO-HERCEGOVAČKI CANTON

9.4 ZAPOSLENOST I PLAĆA U ZAPADNO-HERCEGOVAČKOM KANTONU  
PO PODRUČJIMA KD U 2008.

EMPLOYMENT AND WAGE IN ZAPADNO-HERCEGOVAČKI CANTON  
BY THE CEA IN 2008.

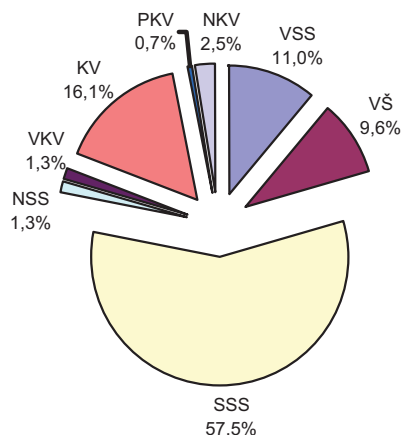
Godišnji prosjek  
Average for year

	Broj zaposlenih <i>Number of employed persons</i>	Neto plaća <i>Net wage</i>	Bruto plaća <i>Gross wage</i>	
UKUPNO	13112	616,26	906,26	TOTAL
A Poljoprivreda, lov i šumarstvo	202	603,01	886,78	<i>Agriculture, hunt and forestry</i>
B Ribarstvo	16	-	-	<i>Fishing</i>
C Rudarstvo	139	380,20	559,11	<i>Mining</i>
D Prerađivačka industrija	2086	558,94	821,97	<i>Manufacturing</i>
E Snabdjevanje/opskrba električ. energijom, gasom/plinom i vodom	248	737,34	1084,32	<i>Electricity, gas and water supply</i>
F Građevinarstvo	1007	456,79	671,75	<i>Construction</i>
G Trgovina na veliko i malo; popravak motornih vozila i motocikla, te predmeta za ličnu/osobnu upotr./ uporabu i domaće./kućanstvo	4430	457,34	672,56	<i>Wholesale and retail trade; motorcycles and personal and household goods</i>
H Ugostiteljstvo	507	435,13	639,90	<i>Catering trades</i>
I Saobraćaj/Promet, skladišt. i veze	540	536,41	788,83	<i>Transport, storage and communication</i>
J Finans./Financijsko posredovanje	196	1182,10	1738,38	<i>Financial intermediation</i>
K Poslovanje nekretninama, iznajmljivanje i poslovne usluge	509	609,51	896,34	<i>Real estate, renting and business activities</i>
L Javna uprava i odbrana/obrana; obavez./obvezno socij.osiguranje	1186	908,58	1336,15	<i>Public administration and defence; compulsory social security</i>
M Obrazovanje	919	682,38	1003,50	<i>Education</i>
N Zdravstvena i socijalna zaštita/skrb	476	914,94	1345,50	<i>Health and social welfare</i>
O Ostale javne, društvene, socijalne i lične/osobne uslužne djelatnosti	601	385,27	566,57	<i>Other community, social and personal service activities</i>
P Privatna domaćinstva sa zaposlenim osobama	1	-	-	<i>Private households with employed persons</i>
00 Neraspoređeno po djelatnostima KD	49	-	-	<i>Unclassified according to activities KD</i>

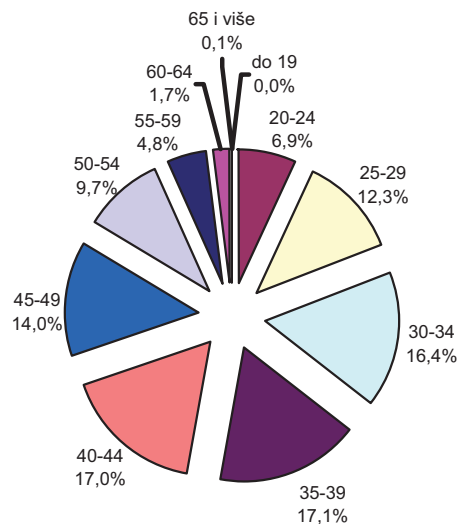
**9. ZAPADNO-HERCEGOVAČKI KANTON**  
ZAPADNO-HERCEGOVAČKI CANTON

**Zaposleni prema stepenu stručnog obrazovanja u Zapadno-hercegovačkom kantonu, mart/ožujak 2008**

*Employed according to professional qualifications in Zapadno-hercegovački canton, March 2008*

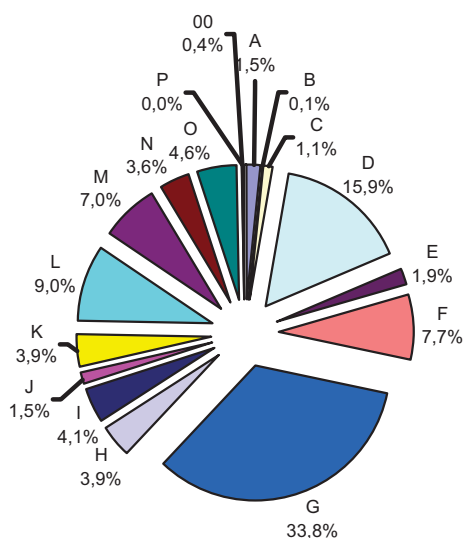


**Zaposleni prema intervalima starosti u Zapadno-hercegovačkom kantonu, mart/ožujak 2008**  
*Employed according to age in Zapadno-hercegovački canton, March 2008*



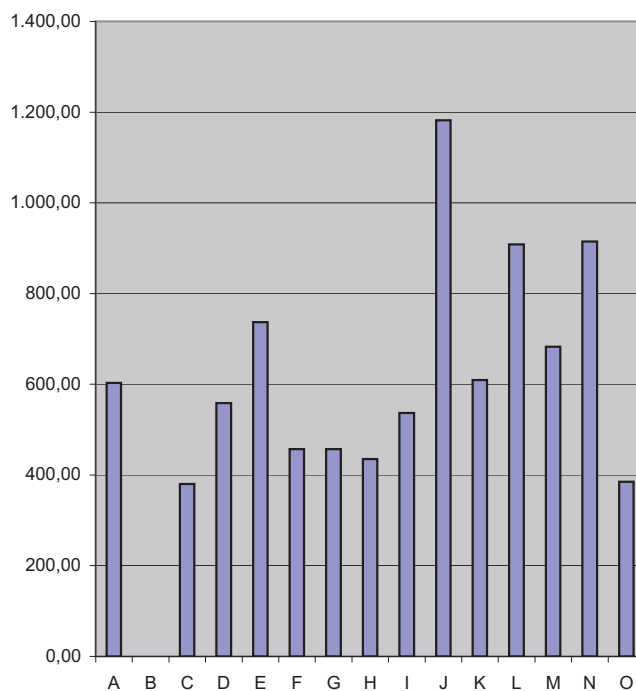
**Zaposlenost po područjima KD u Zapadno-hercegovačkom kantonu u 2008**

*Employment by the cea in Zapadno-hercegovački canton in 2008*



**Prosječna neto plaća po područjima KD u Zapadno-hercegovačkom kantonu u 2008**

*Average net wage by the cea in Zapadno-hercegovački canton in 2008*



**9. ZAPADNO-HERCEGOVAČKI KANTON**  
*ZAPADNO-HERCEGOVAČKI CANTON*

**9.5 ZAPOSLENI PREMA STEPENU/STUPNJU STRUČNOG**  
*EMPLOYED ACCORDING TO PROFESSIONAL*

		UKUPNO <i>TOTAL</i>	V S S <i>University</i>			VŠS <i>Higher</i>
			svoga <i>all</i>	doktori <i>doctors</i>	magistri <i>masters</i>	
UKUPNO	svoga	11063	1215	30	7	1061
	žene	4133	515	12	2	615
A Poljoprivreda, lov i šumarstvo	svoga	179	11	-	-	11
	žene	49	5	-	-	1
B Ribarstvo	svoga	16	-	-	-	-
	žene	5	-	-	-	-
C Rudarstvo	svoga	139	4	-	-	3
	žene	8	-	-	-	-
D Prerađivačka industrija	svoga	1994	87	-	1	96
	žene	453	24	-	-	51
E Snabdjevanje/opskrba električ. energijom, gasom/plinom i vodom	svoga	247	9	-	-	11
	žene	51	2	-	-	8
F Građevinarstvo	svoga	632	39	-	-	26
	žene	48	8	-	-	7
G Trgovina na veliko i malo; popravak motornih vozila i motocikla, te predmeta za ličnu/osobnu upotr./ uporabu i domać./kućanstvo	svoga	3751	170	-	-	132
	žene	1363	57	-	-	55
H Ugostiteljstvo	svoga	55	2	-	-	3
	žene	33	1	-	-	1
I Saobraćaj/Promet, skladišt. i veze	svoga	502	20	-	-	29
	žene	119	5	-	-	20
J Finans./Financijsko posredovanje	svoga	185	64	-	-	27
	žene	117	28	-	-	19
K Poslovanje nekretninama, iznajmljivanje i poslovne usluge	svoga	449	97	-	-	59
	žene	155	36	-	-	25
L Javna uprava i odbrana/obrana; obavez./obvezno socij.osiguranje	svoga	1165	274	2	4	201
	žene	408	100	-	-	68
M Obrazovanje	svoga	886	313	1	1	393
	žene	620	176	-	1	304
N Zdrastvena i socijalna zaštita/skrb	svoga	413	121	27	1	57
	žene	315	73	12	1	49
O Ostale javne, društvene, socijalne i lične/osobne uslužne djelatnosti	svoga	450	4	-	-	13
	žene	389	-	-	-	7

**OBRAZOVANJA I DJELATNOSTIMA, MART/OŽUJAK 2008.**  
**QUALIFICATIONS AND ACTIVITIES, MARCH 2008.**

<b>SSS</b> <i>Secondary</i>	<b>NSS</b> <i>Elementary</i>	<b>VKV</b> <i>Highly skilled</i>	<b>KV</b> <i>Skilled</i>	<b>PKV</b> <i>Semi-skilled</i>	<b>NKV</b> <i>Unskilled</i>		
<b>6366</b>	<b>147</b>	<b>141</b>	<b>1783</b>	<b>72</b>	<b>278</b>	<i>all</i>	<b>TOTAL</b>
<b>2585</b>	<b>55</b>	<b>13</b>	<b>256</b>	-	<b>94</b>	<i>women</i>	
97	-	5	32	9	14	<i>all</i>	<i>Agriculture, hunting and forestry</i>
26	-	4	11	-	2	<i>women</i>	
10	6	-	-	-	-	<i>all</i>	<i>Fishing</i>
3	2	-	-	-	-	<i>women</i>	
104	21	-	7	-	-	<i>all</i>	<i>Mining</i>
7	-	-	1	-	-	<i>women</i>	
1172	1	44	517	43	34	<i>all</i>	<i>Manufacturing</i>
352	1	3	10	-	12	<i>women</i>	
129	-	14	45	1	38	<i>all</i>	<i>Electricity, gas and water supply</i>
40	-	-	1	-	-	<i>women</i>	
346	-	23	154	12	32	<i>all</i>	<i>Construction</i>
29	-	-	-	-	4	<i>women</i>	
2603	58	32	702	6	48	<i>all</i>	<i>Wholesale and retail trade;</i>
1028	9	-	202	-	12	<i>women</i>	<i>motorcycles and personal and household goods</i>
24	-	2	21	-	3	<i>all</i>	<i>Catering trades</i>
14	-	1	13	-	3	<i>women</i>	
219	-	6	208	-	20	<i>all</i>	<i>Transport, storage and communication</i>
91	-	-	3	-	-	<i>women</i>	
94	-	-	-	-	-	<i>all</i>	<i>Financial intermediation</i>
70	-	-	-	-	-	<i>women</i>	
233	5	-	40	-	15	<i>all</i>	<i>Real estate, renting and business activities</i>
86	2	-	2	-	4	<i>women</i>	
634	20	3	21	1	11	<i>all</i>	<i>Public administration and defence;</i>
208	16	1	5	-	10	<i>women</i>	<i>compulsory social security</i>
103	22	9	17	-	29	<i>all</i>	<i>Education</i>
83	21	2	8	-	26	<i>women</i>	
184	9	3	15	-	24	<i>all</i>	<i>Health and social welfare</i>
167	4	2	-	-	20	<i>women</i>	
414	5	-	4	-	10	<i>all</i>	<i>Other community, social and personal service activities</i>
381	-	-	-	-	1	<i>women</i>	

**9. ZAPADNO-HERCEGOVAČKI KANTON**  
*ZAPADNO-HERCEGOVAČKI CANTON*

**9.6 ZAPOSLENI PREMA INTERVALIMA STAROSTI**  
*EMPLOYED ACCORDING TO AGE*

			UKUPNO TOTAL	do 19 to 19	20-24	25-29	30-34	35-39	
<b>UKUPNO</b>			<b>svega</b>	<b>11063</b>	<b>3</b>	<b>759</b>	<b>1364</b>	<b>1817</b>	<b>1888</b>
			<b>žene</b>	<b>4133</b>	<b>1</b>	<b>380</b>	<b>620</b>	<b>719</b>	<b>678</b>
<b>A</b>	<b>Poljoprivreda, lov i šumarstvo</b>	<b>svega</b>	<b>179</b>	<b>-</b>	<b>8</b>	<b>20</b>	<b>21</b>	<b>32</b>	
		<b>žene</b>	<b>49</b>	<b>-</b>	<b>-</b>	<b>5</b>	<b>5</b>	<b>7</b>	
<b>B</b>	<b>Ribarstvo</b>	<b>svega</b>	<b>16</b>	<b>-</b>	<b>1</b>	<b>1</b>	<b>2</b>	<b>2</b>	
		<b>žene</b>	<b>5</b>	<b>-</b>	<b>-</b>	<b>-</b>	<b>-</b>	<b>-</b>	
<b>C</b>	<b>Rudarstvo</b>	<b>svega</b>	<b>139</b>	<b>-</b>	<b>-</b>	<b>-</b>	<b>25</b>	<b>28</b>	
		<b>žene</b>	<b>8</b>	<b>-</b>	<b>-</b>	<b>-</b>	<b>-</b>	<b>1</b>	
<b>D</b>	<b>Prerađivačka industrija</b>	<b>svega</b>	<b>1994</b>	<b>-</b>	<b>130</b>	<b>232</b>	<b>351</b>	<b>344</b>	
		<b>žene</b>	<b>453</b>	<b>-</b>	<b>31</b>	<b>82</b>	<b>105</b>	<b>89</b>	
<b>E</b>	<b>Snabdjevanje/opskrba električ. energijom, gasom/plinom i vodom</b>	<b>svega</b>	<b>247</b>	<b>1</b>	<b>6</b>	<b>21</b>	<b>33</b>	<b>39</b>	
		<b>žene</b>	<b>51</b>	<b>1</b>	<b>-</b>	<b>8</b>	<b>7</b>	<b>7</b>	
<b>F</b>	<b>Građevinarstvo</b>	<b>svega</b>	<b>632</b>	<b>-</b>	<b>43</b>	<b>88</b>	<b>118</b>	<b>120</b>	
		<b>žene</b>	<b>48</b>	<b>-</b>	<b>3</b>	<b>8</b>	<b>9</b>	<b>9</b>	
<b>G</b>	<b>Trgovina na veliko i malo; popravak motornih vozila i motocikla, te predmeta za ličnu/osobnu upotr./ uporabu i domać./kućanstvo</b>	<b>svega</b>	<b>3751</b>	<b>2</b>	<b>308</b>	<b>628</b>	<b>665</b>	<b>663</b>	
		<b>žene</b>	<b>1363</b>	<b>-</b>	<b>116</b>	<b>278</b>	<b>249</b>	<b>248</b>	
<b>H</b>	<b>Ugostiteljstvo</b>	<b>svega</b>	<b>55</b>	<b>-</b>	<b>-</b>	<b>3</b>	<b>2</b>	<b>12</b>	
		<b>žene</b>	<b>33</b>	<b>-</b>	<b>-</b>	<b>2</b>	<b>2</b>	<b>7</b>	
<b>I</b>	<b>Saobraćaj/Promet, skladišt. i veze</b>	<b>svega</b>	<b>502</b>	<b>-</b>	<b>22</b>	<b>56</b>	<b>93</b>	<b>86</b>	
		<b>žene</b>	<b>119</b>	<b>-</b>	<b>2</b>	<b>14</b>	<b>22</b>	<b>18</b>	
<b>J</b>	<b>Finans./Financijsko posredovanje</b>	<b>svega</b>	<b>185</b>	<b>-</b>	<b>5</b>	<b>19</b>	<b>31</b>	<b>18</b>	
		<b>žene</b>	<b>117</b>	<b>-</b>	<b>2</b>	<b>13</b>	<b>18</b>	<b>14</b>	
<b>K</b>	<b>Poslovanje nekretninama, iznajmljivanje i poslovne usluge</b>	<b>svega</b>	<b>449</b>	<b>-</b>	<b>14</b>	<b>50</b>	<b>71</b>	<b>77</b>	
		<b>žene</b>	<b>155</b>	<b>-</b>	<b>8</b>	<b>21</b>	<b>29</b>	<b>24</b>	
<b>L</b>	<b>Javna uprava i odbrana/obrana; obavez./obvezno socij.osiguranje</b>	<b>svega</b>	<b>1165</b>	<b>-</b>	<b>8</b>	<b>60</b>	<b>180</b>	<b>216</b>	
		<b>žene</b>	<b>408</b>	<b>-</b>	<b>4</b>	<b>25</b>	<b>72</b>	<b>69</b>	
<b>M</b>	<b>Obrazovanje</b>	<b>svega</b>	<b>886</b>	<b>-</b>	<b>8</b>	<b>86</b>	<b>133</b>	<b>139</b>	
		<b>žene</b>	<b>620</b>	<b>-</b>	<b>8</b>	<b>69</b>	<b>115</b>	<b>109</b>	
<b>N</b>	<b>Zdrastvena i socijalna zaštita/skrb</b>	<b>svega</b>	<b>413</b>	<b>-</b>	<b>2</b>	<b>27</b>	<b>38</b>	<b>56</b>	
		<b>žene</b>	<b>315</b>	<b>-</b>	<b>2</b>	<b>22</b>	<b>36</b>	<b>45</b>	
<b>O</b>	<b>Ostale javne, društvene, socijalne i lične/osobne uslužne djelatnosti</b>	<b>svega</b>	<b>450</b>	<b>-</b>	<b>204</b>	<b>73</b>	<b>54</b>	<b>56</b>	
		<b>žene</b>	<b>389</b>	<b>-</b>	<b>204</b>	<b>73</b>	<b>50</b>	<b>31</b>	

I DJELATNOSTIMA, MART/OŽUJAK 2008.  
AND ACTIVITIES, MARCH 2008.

40-44	45-49	50-54	55-59	60-64	65 i više 65 and over		
1876	1545	1069	535	192	15	all	TOTAL
654	519	349	149	60	4	women	
46	23	18	8	3	-	all	Agriculture, hunting and forestry
15	7	8	2	-	-	women	
3	2	3	2	-	-	all	Fishing
2	2	1	-	-	-	women	
35	24	20	6	1	-	all	Mining
4	3	-	-	-	-	women	
381	295	169	82	10	-	all	Manufacturing
79	41	19	6	1	-	women	
48	42	32	16	8	1	all	Electricity, gas and water supply
10	9	6	2	1	-	women	
105	84	39	28	7	-	all	Construction
10	3	3	3	-	-	women	
552	436	346	131	20	-	all	Wholesale and retail trade; motorcycles and personal and household goods
217	120	110	22	3	-	women	
12	9	13	3	1	-	all	Catering trades
6	6	8	2	-	-	women	
79	80	57	26	1	2	all	Transport, storage and communication
16	34	11	2	-	-	women	
35	34	31	9	3	-	all	Financial intermediation
23	24	17	5	1	-	women	
93	60	44	37	3	-	all	Real estate, renting and business activities
38	20	9	6	-	-	women	
268	218	136	53	26	-	all	Public administration and defence; compulsory social security
74	90	49	20	5	-	women	
101	151	98	85	80	5	all	Education
76	94	58	48	39	4	women	
70	82	58	45	28	7	all	Health and social welfare
56	65	49	30	10	-	women	
48	5	5	4	1	-	all	Other community, social and personal service activities
28	1	1	1	-	-	women	

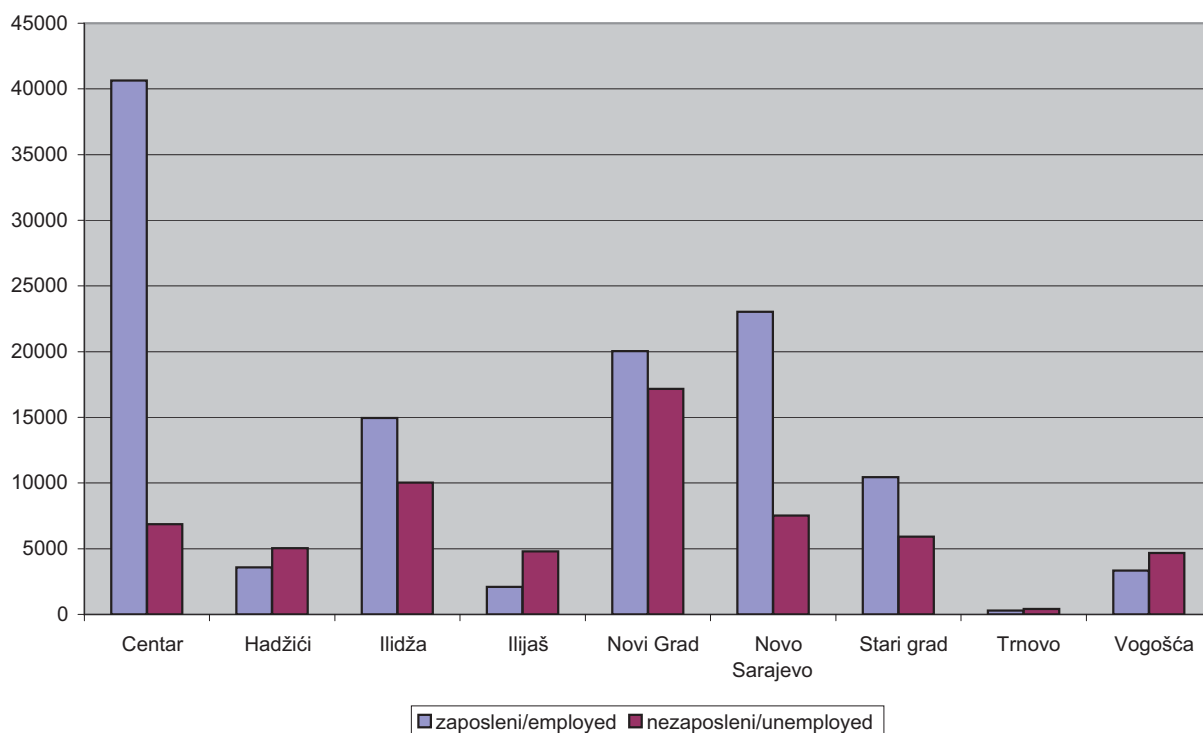
**10. KANTON SARAJEVO**  
CANTON SARAJEVO

**10.1 ZAPOSLENOST, NEZAPOSLENOST, NETO I BRUTO PLAĆA U KANTONU SARAJEVO  
PO OPĆINAMA I SPOLU U 2008.**

EMPLOYMENT, UNEMPLOYMENT, NET AND GROSS WAGE IN CANTON SARAJEVO  
BY MUNICIPALITY AND SEX IN 2008.

	Broj zaposlenih <i>Number of employed persons</i>		Broj nezaposlenih stanje , 31.12. 2008. <i>Number of unemployed situation, 31.12. 2008.</i>		Neto plaća <i>Net wage</i>	Bruto plaća <i>Gross wage</i>
	Ukupno <i>Total</i>	Žene <i>Female</i>	Ukupno <i>Total</i>	Žene <i>Female</i>		
<b>Federacija BiH</b> <i>Federation B&amp;H</i>	<b>430745</b>	<b>163045</b>	<b>338643</b>	<b>175451</b>	<b>751,30</b>	<b>1104,85</b>
<b>Kanton/Canton Sarajevo</b>	<b>118418</b>	<b>51568</b>	<b>62475</b>	<b>38663</b>	<b>941,34</b>	<b>1384,32</b>
Centar	40648	21178	6872	4124	1069,21	1572,37
Hadžići	3578	1203	5043	3248	723,17	1063,48
Ilidža	14960	5106	10025	6335	745,07	1095,69
Ilijaš	2087	662	4797	2896	625,91	920,45
Novi Grad	20044	7780	17177	10639	819,15	1204,63
Novo Sarajevo	23025	9433	7525	4629	1009,57	1484,67
Stari grad	10442	4971	5926	3484	891,98	1311,73
Trnovo	290	74	423	250	800,95	1177,87
Vogošća	3344	1161	4687	3058	728,22	1070,91

**Zaposlenost i nezaposlenost u kantonu Sarajevo po općinama**  
*Employment and unemployment in canton Sarajevo by municipality*



10.KANTON SARAJEVO  
CANTON SARAJEVO

10.2 ZAPOSLENI PREMA STEPENU/STUPNJU STRUČNOG OBRAZOVANJA PO OPĆINAMA, MART/OŽUJAK 2008.  
EMPLOYED ACCORDING TO PROFESSIONAL QUALIFICATIONS BY MUNICIPALITY, MARCH 2008.

		UKUPNO TOTAL	V S S University			VŠS Higher	SSS Seco- ndary	NSS Eleme- ntary	VKV Highly skilled	KV Skilled	PKV Semi- skilled	NKV Unski- lled
			svega all	doktori doctors	magistri masters							
Kanton/Canton Sarajevo	svega/all	101304	21759	276	377	6199	42459	3938	4014	16279	1686	4970
	žene/women	43540	11882	71	159	3541	19613	2403	327	2997	265	2512
Centar	svega/all	37811	9833	15	68	2298	17204	1300	883	4092	433	1768
	žene/women	19827	6195	2	19	1501	8671	975	79	818	125	1463
Hadžići	svega/all	3095	325	-	2	198	1699	219	71	348	88	147
	žene/women	1022	160	-	1	127	550	81	2	35	1	66
Ilidža	svega/all	11277	1568	-	-	730	5667	495	388	1889	152	388
	žene/women	3462	729	-	-	339	1791	230	25	209	32	107
Ilijaš	svega/all	1733	250	1	3	158	591	36	63	347	118	170
	žene/women	519	152	-	1	105	197	25	1	8	1	30
Novi Grad	svega/all	16825	2559	6	43	985	6422	779	931	4305	330	514
	žene/women	6234	1381	1	13	541	2888	394	73	727	15	215
Novo Sarajevo	svega/all	19931	4770	246	227	1173	7049	705	1191	3222	372	1449
	žene/women	7952	1939	66	98	526	3668	426	126	754	62	451
Stari grad	svega/all	7779	1952	-	1	436	2694	338	374	1423	150	412
	žene/women	3579	1093	-	1	276	1432	233	19	382	25	119
Trnovo	svega/all	192	32	-	-	15	66	3	12	34	9	21
	žene/women	71	10	-	-	8	36	2	2	-	-	13
Vogošća	svega/all	2661	470	8	33	206	1067	63	101	619	34	101
	žene/women	874	223	2	26	118	380	37	-	64	4	48

**10.KANTON SARAJEVO**  
CANTON SARAJEVO

**10.3 ZAPOSLENI PREMA INTERVALIMA STAROSTI PO OPĆINAMA, MART/OŽUJAK 2008.**  
EMPLOYED ACCORDING TO AGE BY MUNICIPALITY, MARCH 2008.

		UKUPNO	do 19	20-24	25-29	30-34	35-39	40-44	45-49	50-54	55-59	60-64	65 i više
		TOTAL	to 19										65 and over
<b>Kanton/Canton Sarajevo</b>	<b>svega/all</b>	<b>101304</b>	<b>208</b>	<b>5042</b>	<b>12131</b>	<b>13909</b>	<b>13821</b>	<b>14553</b>	<b>14825</b>	<b>13377</b>	<b>9365</b>	<b>3452</b>	<b>621</b>
	<b>žene/women</b>	<b>43540</b>	<b>111</b>	<b>1603</b>	<b>5407</b>	<b>6170</b>	<b>6256</b>	<b>6377</b>	<b>6394</b>	<b>5726</b>	<b>3929</b>	<b>1391</b>	<b>176</b>
Centar	svega/all	37811	159	1403	3935	5187	5691	5590	5769	5023	3482	1260	312
	žene/women	19827	108	504	2177	2577	3021	3022	3041	2756	1880	630	111
Hadžići	svega/all	3095	3	169	448	503	412	464	449	283	271	56	37
	žene/women	1022	2	14	107	180	161	166	180	107	74	20	11
Ilidža	svega/all	11277	1	867	1559	1780	1680	1650	1661	1136	672	248	23
	žene/women	3462	-	206	484	623	497	498	492	382	201	75	4
Ilijaš	svega/all	1733	1	68	265	291	204	244	288	215	99	53	5
	žene/women	519	-	18	97	108	61	74	87	41	19	14	-
Novi Grad	svega/all	16825	1	811	2089	2339	2092	2226	2588	2316	1753	567	43
	žene/women	6234	1	333	892	945	862	852	911	724	487	214	13
Novo Sarajevo	svega/all	19931	40	1185	2599	2571	2431	2802	2401	2833	2042	886	141
	žene/women	7952	-	368	1069	1180	1034	1082	938	1095	867	299	20
Stari grad	svega/all	7779	1	344	868	906	953	1113	1148	1182	890	323	51
	žene/women	3579	-	133	456	418	475	532	563	504	353	128	17
Trnovo	svega/all	192	-	3	19	15	35	39	32	29	13	6	1
	žene/women	71	-	-	13	9	13	20	6	8	2	-	-
Vogošća	svega/all	2661	2	192	349	317	323	425	489	360	143	53	8
	žene/women	874	-	27	112	130	132	131	176	109	46	11	-

**10. KANTON SARAJEVO**  
CANTON SARAJEVO

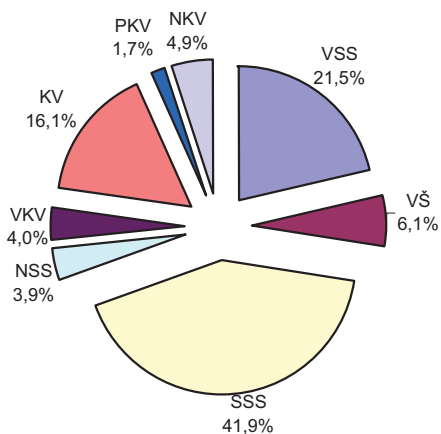
**10.4 ZAPOSLENOST I PLAĆA U KANTONU SARAJEVO  
PO PODRUČJIMA KD U 2008.**  
EMPLOYMENT AND WAGE IN CANTON SARAJEVO  
BY THE CEA IN 2008.

Godišnji prosjek  
Average for year

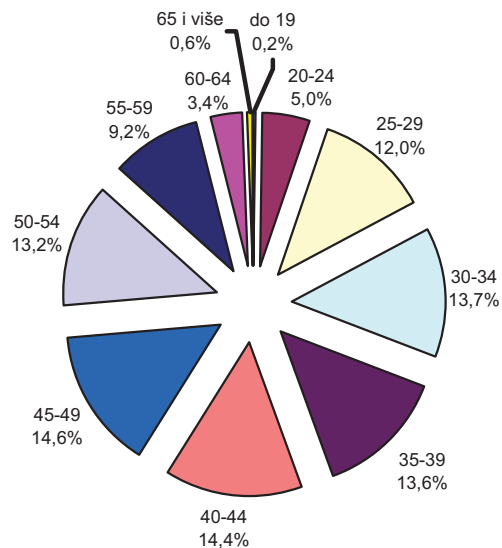
	Broj zaposlenih <i>Number of employed persons</i>	Neto plaća <i>Net wage</i>	Bruto plaća <i>Gross wage</i>	
<b>UKUPNO</b>	<b>118418</b>	<b>941,34</b>	<b>1384,32</b>	<b>TOTAL</b>
<b>A</b> Poljoprivreda, lov i šumarstvo	1346	844,62	1242,09	<i>Agriculture, hunt and forestry</i>
<b>C</b> Rudarstvo	127	690,64	1015,65	<i>Mining</i>
<b>D</b> Prerađivačka industrija	14300	726,56	1068,47	<i>Manufacturing</i>
<b>E</b> Snabdjevanje/opskrba električ. energijom, gasom/plinom i vodom	3304	1.205,34	1772,56	<i>Electricity, gas and water supply</i>
<b>F</b> Građevinarstvo	8527	586,42	862,38	<i>Construction</i>
<b>G</b> Trgovina na veliko i malo; popravak motornih vozila i motocikla, te predmeta za ličnu/osobnu upotr./ uporabu i domaće./kućanstvo	22416	653,63	961,21	<i>Wholesale and retail trade; motorcycles and personal and household goods</i>
<b>H</b> Ugostiteljstvo	4934	607,39	893,22	<i>Catering trades</i>
<b>I</b> Saobraćaj/Promet, skladišt. i veze	10073	1.061,33	1560,78	<i>Transport, storage and communication</i>
<b>J</b> Finans./Financijsko posredovanje	5045	1.419,31	2087,22	<i>Financial intermediation</i>
<b>K</b> Poslovanje nekretninama, iznajmljivanje i poslovne usluge	7760	860,12	1264,89	<i>Real estate, renting and business activities</i>
<b>L</b> Javna uprava i odbrana/obrana; obavez./obvezno socij.osiguranje	12939	1.243,80	1829,12	<i>Public administration and defence; compulsory social security</i>
<b>M</b> Obrazovanje	8822	957,55	1408,16	<i>Education</i>
<b>N</b> Zdrastvena i socijalna zaštita/skrb	8512	1.009,60	1484,70	<i>Health and social welfare</i>
<b>O</b> Ostale javne, društvene, socijalne i lične/osobne uslužne djelatnosti	7414	875,19	1287,04	<i>Other community, social and personal service activities</i>
<b>P</b> Privatna domaćinstva sa zaposlenim osobama	83	-	-	<i>Private households with employed persons</i>
<b>Q</b> Eksteritorijalne organizacije i tijela	1279	-	-	<i>Extra-teritorial organizations bodies</i>
<b>00</b> Neraspoređeno po djelatnostima KD	1537	-	-	<i>Unclassified according to activities KD</i>

**10. KANTON SARAJEVO**  
CANTON SARAJEVO

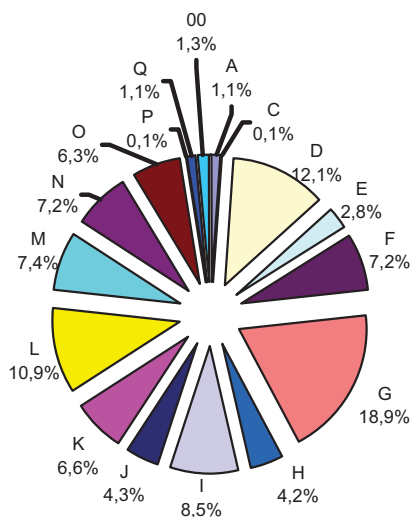
**Zaposleni prema stepenu stručnog obrazovanja u Kantonu Sarajevo, mart/ožujak 2008**  
*Employed according to professional qualifications in Canton Sarajevo, March 2008*



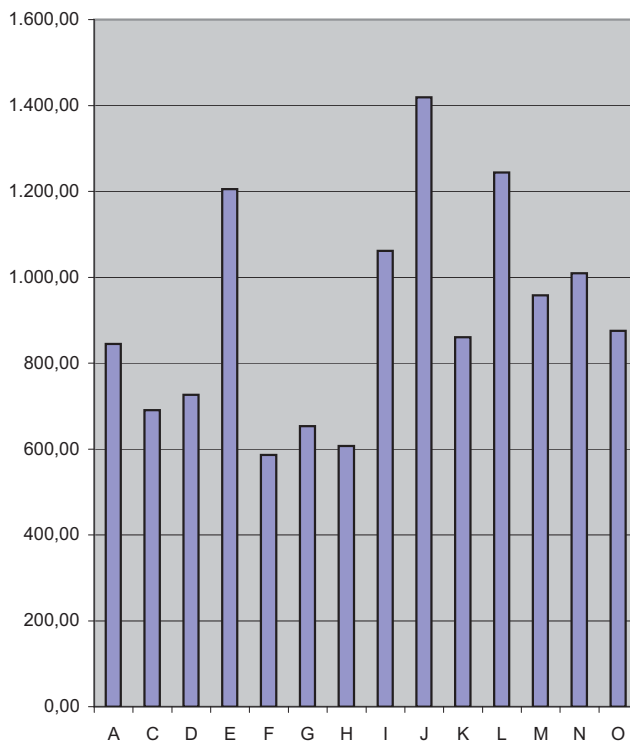
**Zaposleni prema intervalima starosti u Kantonu Sarajevo, mart/ožujak 2008**  
*Employed according to age in Canton Sarajevo, March 2008*



**Zaposlenost po područjima KD u Kantonu Sarajevo u 2008**  
*Employment by the cea in Canton Sarajevo in 2008*



**Prosječna neto plaća po područjima KD u Kantonu Sarajevo u 2008**  
*Average net wage by the cea in Canton Sarajevo in 2008*



10.KANTON SARAJEVO  
CANTON SARAJEVO

10.5 ZAPOSLENI PREMA STEPENU/STUPNJU STRUČNOG  
EMPLOYED ACCORDING TO PROFESSIONAL

		UKUPNO TOTAL	V S S University			VŠS Higher	
			svoga all	doktori doctors	magistri masters		
	UKUPNO	svoga	101304	21759	276	377	6199
		žene	43540	11882	71	159	3541
A	Poljoprivreda, lov i šumarstvo	svoga	986	100	-	2	9
		žene	208	36	-	-	6
C	Rudarstvo	svoga	120	3	-	-	-
		žene	10	-	-	-	-
D	Prerađivačka industrija	svoga	13529	1383	2	22	327
		žene	4185	601	-	3	134
E	Snabdjevanje/opskrba električ. energijom, gasom/plinom i vodom	svoga	3308	571	4	21	112
		žene	812	235	-	10	48
F	Građevinarstvo	svoga	8060	454	1	9	271
		žene	721	142	-	3	45
G	Trgovina na veliko i malo; popravak motornih vozila i motocikla, te predmeta za ličnu/osobnu upotr./ uporabu i domać./kućanstvo	svoga	17718	1618	13	59	551
		žene	8623	792	4	39	255
H	Ugostiteljstvo	svoga	1713	109	-	-	78
		žene	886	61	-	-	35
I	Saobraćaj/Promet, skladišt. i veze	svoga	8688	1015	4	12	531
		žene	2246	426	-	1	195
J	Finans./Financijsko posredovanje	svoga	4834	1966	3	33	437
		žene	3172	1258	-	11	312
K	Poslovanje nekretninama, iznajmljivanje i poslovne usluge	svoga	7331	2038	19	78	310
		žene	2917	889	5	29	143
L	Javna uprava i odbrana/obrana; obavez./obvezno socij.osiguranje	svoga	12718	4882	1	9	982
		žene	5836	2404	-	4	421
M	Obrazovanje	svoga	8781	4422	226	108	1751
		žene	5966	2905	61	45	1339
N	Zdrastvena i socijalna zaštita/skrb	svoga	8029	2052	-	12	631
		žene	6068	1509	-	4	525
O	Ostale javne, društvene, socijalne i lične/osobne uslužne djelatnosti	svoga	5489	1146	3	12	209
		žene	1890	624	1	10	83

**OBRAZOVANJA I DJELATNOSTIMA, MART/OŽUJAK 2008.**  
**QUALIFICATIONS AND ACTIVITIES, MARCH 2008.**

<b>SSS</b> <i>Secondary</i>	<b>NSS</b> <i>Elementary</i>	<b>VKV</b> <i>Highly skilled</i>	<b>KV</b> <i>Skilled</i>	<b>PKV</b> <i>Semi-skilled</i>	<b>NKV</b> <i>Unskilled</i>		
<b>42459</b>	<b>3938</b>	<b>4014</b>	<b>16279</b>	<b>1686</b>	<b>4970</b>	<i>all</i>	<b>TOTAL</b>
<b>19613</b>	<b>2403</b>	<b>327</b>	<b>2997</b>	<b>265</b>	<b>2512</b>	<i>women</i>	
271	3	14	198	122	269	<i>all</i>	<i>Agriculture, hunting and forestry</i>
68	2	-	24	2	70	<i>women</i>	
17	-	14	69	-	17	<i>all</i>	<i>Mining</i>
4	-	-	3	-	3	<i>women</i>	
5800	637	557	3657	291	877	<i>all</i>	<i>Manufacturing</i>
2026	264	26	734	56	344	<i>women</i>	
983	31	502	763	114	232	<i>all</i>	<i>Electricity, gas and water supply</i>
417	17	1	33	23	38	<i>women</i>	
2190	276	755	2979	563	572	<i>all</i>	<i>Construction</i>
415	44	8	28	18	21	<i>women</i>	
10540	637	566	3342	112	352	<i>all</i>	<i>Wholesale and retail trade;</i>
5552	302	195	1391	27	109	<i>women</i>	<i>motorcycles and personal and household goods</i>
813	181	105	359	2	66	<i>all</i>	<i>Catering trades</i>
440	145	30	134	2	39	<i>women</i>	
3296	509	654	2364	163	156	<i>all</i>	<i>Transport, storage and communication</i>
1153	241	7	133	4	87	<i>women</i>	
2264	43	27	65	1	31	<i>all</i>	<i>Finacial intermediation</i>
1522	35	4	15	-	26	<i>women</i>	
3304	533	173	745	49	179	<i>all</i>	<i>Real estate, renting and business activities</i>
1158	427	14	119	33	134	<i>women</i>	
5644	371	169	399	21	250	<i>all</i>	<i>Public administration and defence;</i>
2365	319	7	84	18	218	<i>women</i>	<i>compulsory social security</i>
1264	253	151	258	27	655	<i>all</i>	<i>Education</i>
835	216	15	80	20	556	<i>women</i>	
3640	260	186	303	81	876	<i>all</i>	<i>Health and social welfare</i>
2779	236	11	128	59	821	<i>women</i>	
2433	204	141	778	140	438	<i>all</i>	<i>Other community, social and personal service activities</i>
879	155	9	91	3	46	<i>women</i>	

**10.KANTON SARAJEVO**  
CANTON SARAJEVO

**10.6 ZAPOSLENI PREMA INTERVALIMA STAROSTI**  
EMPLOYED ACCORDING TO AGE

		UKUPNO TOTAL	do 19 to 19	20-24	25-29	30-34	35-39	
	<b>UKUPNO</b>	<b>svega</b>	<b>101304</b>	<b>208</b>	<b>5042</b>	<b>12131</b>	<b>13909</b>	<b>13821</b>
		<b>žene</b>	<b>43540</b>	<b>111</b>	<b>1603</b>	<b>5407</b>	<b>6170</b>	<b>6256</b>
<b>A</b>	<b>Poljoprivreda, lov i šumarstvo</b>	<b>svega</b>	<b>986</b>	<b>-</b>	<b>43</b>	<b>93</b>	<b>95</b>	<b>92</b>
		<b>žene</b>	<b>208</b>	<b>-</b>	<b>8</b>	<b>14</b>	<b>17</b>	<b>13</b>
<b>C</b>	<b>Rudarstvo</b>	<b>svega</b>	<b>120</b>	<b>-</b>	<b>-</b>	<b>-</b>	<b>-</b>	<b>7</b>
		<b>žene</b>	<b>10</b>	<b>-</b>	<b>-</b>	<b>-</b>	<b>-</b>	<b>-</b>
<b>D</b>	<b>Prerađivačka industrija</b>	<b>svega</b>	<b>13529</b>	<b>14</b>	<b>1120</b>	<b>1902</b>	<b>1765</b>	<b>1677</b>
		<b>žene</b>	<b>4185</b>	<b>9</b>	<b>198</b>	<b>536</b>	<b>562</b>	<b>555</b>
<b>E</b>	<b>Snabdjevanje/opskrba električ. energijom, gasom/plinom i vodom</b>	<b>svega</b>	<b>3308</b>	<b>-</b>	<b>61</b>	<b>201</b>	<b>264</b>	<b>413</b>
		<b>žene</b>	<b>812</b>	<b>-</b>	<b>8</b>	<b>38</b>	<b>73</b>	<b>110</b>
<b>F</b>	<b>Građevinarstvo</b>	<b>svega</b>	<b>8060</b>	<b>8</b>	<b>390</b>	<b>726</b>	<b>698</b>	<b>917</b>
		<b>žene</b>	<b>721</b>	<b>-</b>	<b>15</b>	<b>78</b>	<b>55</b>	<b>90</b>
<b>G</b>	<b>Trgovina na veliko i malo; popravak motornih vozila i motocikla, te predmeta za ličnu/osobnu upotr./ uporabu i domać./kućanstvo</b>	<b>svega</b>	<b>17718</b>	<b>134</b>	<b>1605</b>	<b>3194</b>	<b>3180</b>	<b>2566</b>
		<b>žene</b>	<b>8623</b>	<b>99</b>	<b>778</b>	<b>1675</b>	<b>1593</b>	<b>1244</b>
<b>H</b>	<b>Ugostiteljstvo</b>	<b>svega</b>	<b>1713</b>	<b>20</b>	<b>134</b>	<b>217</b>	<b>257</b>	<b>253</b>
		<b>žene</b>	<b>886</b>	<b>2</b>	<b>38</b>	<b>121</b>	<b>175</b>	<b>134</b>
<b>I</b>	<b>Saobraćaj/Promet, skladišt. i veze</b>	<b>svega</b>	<b>8688</b>	<b>2</b>	<b>252</b>	<b>751</b>	<b>1060</b>	<b>1064</b>
		<b>žene</b>	<b>2246</b>	<b>-</b>	<b>41</b>	<b>184</b>	<b>261</b>	<b>306</b>
<b>J</b>	<b>Finans./Financijsko posredovanje</b>	<b>svega</b>	<b>4834</b>	<b>-</b>	<b>264</b>	<b>943</b>	<b>916</b>	<b>696</b>
		<b>žene</b>	<b>3172</b>	<b>-</b>	<b>177</b>	<b>609</b>	<b>610</b>	<b>448</b>
<b>K</b>	<b>Poslovanje nekretninama, iznajmljivanje i poslovne usluge</b>	<b>svega</b>	<b>7331</b>	<b>-</b>	<b>483</b>	<b>961</b>	<b>968</b>	<b>802</b>
		<b>žene</b>	<b>2917</b>	<b>-</b>	<b>65</b>	<b>283</b>	<b>382</b>	<b>367</b>
<b>L</b>	<b>Javna uprava i odbrana/obrana; obavez./obvezno socij.osiguranje</b>	<b>svega</b>	<b>12718</b>	<b>-</b>	<b>111</b>	<b>862</b>	<b>1810</b>	<b>1901</b>
		<b>žene</b>	<b>5836</b>	<b>-</b>	<b>35</b>	<b>432</b>	<b>660</b>	<b>797</b>
<b>M</b>	<b>Obrazovanje</b>	<b>svega</b>	<b>8781</b>	<b>-</b>	<b>78</b>	<b>925</b>	<b>1239</b>	<b>1123</b>
		<b>žene</b>	<b>5966</b>	<b>-</b>	<b>47</b>	<b>678</b>	<b>920</b>	<b>817</b>
<b>N</b>	<b>Zdrastvena i socijalna zaštita/skrb</b>	<b>svega</b>	<b>8029</b>	<b>-</b>	<b>203</b>	<b>703</b>	<b>844</b>	<b>1597</b>
		<b>žene</b>	<b>6068</b>	<b>-</b>	<b>123</b>	<b>492</b>	<b>574</b>	<b>1109</b>
<b>O</b>	<b>Ostale javne, društvene, socijalne i lične/osobne uslužne djelatnosti</b>	<b>svega</b>	<b>5489</b>	<b>30</b>	<b>298</b>	<b>653</b>	<b>813</b>	<b>713</b>
		<b>žene</b>	<b>1890</b>	<b>1</b>	<b>70</b>	<b>267</b>	<b>288</b>	<b>266</b>

I DJELATNOSTIMA, MART/OŽUJAK 2008.  
AND ACTIVITIES, MARCH 2008.

40-44	45-49	50-54	55-59	60-64	65 i više 65 and over		
<b>14553</b>	<b>14825</b>	<b>13377</b>	<b>9365</b>	<b>3452</b>	<b>621</b>	<i>all</i>	<i>TOTAL</i>
<b>6377</b>	<b>6394</b>	<b>5726</b>	<b>3929</b>	<b>1391</b>	<b>176</b>	<i>women</i>	
205	174	141	102	36	5	<i>all</i>	<i>Agriculture, hunting and forestry</i>
47	47	31	26	5	-	<i>women</i>	
35	51	24	3	-	-	<i>all</i>	<i>Mining</i>
4	3	3	-	-	-	<i>women</i>	
2052	2070	1647	1027	212	43	<i>all</i>	<i>Manufacturing</i>
732	725	546	270	41	11	<i>women</i>	
498	619	598	482	164	8	<i>all</i>	<i>Electricity, gas and water supply</i>
120	155	157	118	31	2	<i>women</i>	
1171	1462	1429	1102	133	24	<i>all</i>	<i>Construction</i>
97	142	134	97	13	-	<i>women</i>	
2229	2009	1610	885	261	45	<i>all</i>	<i>Wholesale and retail trade; motorcycles and personal and household goods</i>
1044	1008	722	364	88	8	<i>women</i>	
270	217	234	103	6	2	<i>all</i>	<i>Catering trades</i>
144	118	110	42	-	2	<i>women</i>	
1442	1555	1363	894	275	30	<i>all</i>	<i>Transport, storage and communication</i>
360	404	367	263	58	2	<i>women</i>	
479	566	527	335	98	10	<i>all</i>	<i>Financial intermediation</i>
318	386	359	216	46	3	<i>women</i>	
803	1028	1079	791	374	42	<i>all</i>	<i>Real estate, renting and business activities</i>
406	457	470	355	124	8	<i>women</i>	
2085	2165	1809	1225	555	195	<i>all</i>	<i>Public administration and defence; compulsory social security</i>
898	1096	955	637	256	70	<i>women</i>	
1046	1176	1164	1080	782	168	<i>all</i>	<i>Education</i>
717	768	757	736	473	53	<i>women</i>	
1447	1034	1068	821	283	29	<i>all</i>	<i>Health and social welfare</i>
1252	812	856	655	183	12	<i>women</i>	
791	699	684	515	273	20	<i>all</i>	<i>Other community, social and personal service activities</i>
238	273	259	150	73	5	<i>women</i>	

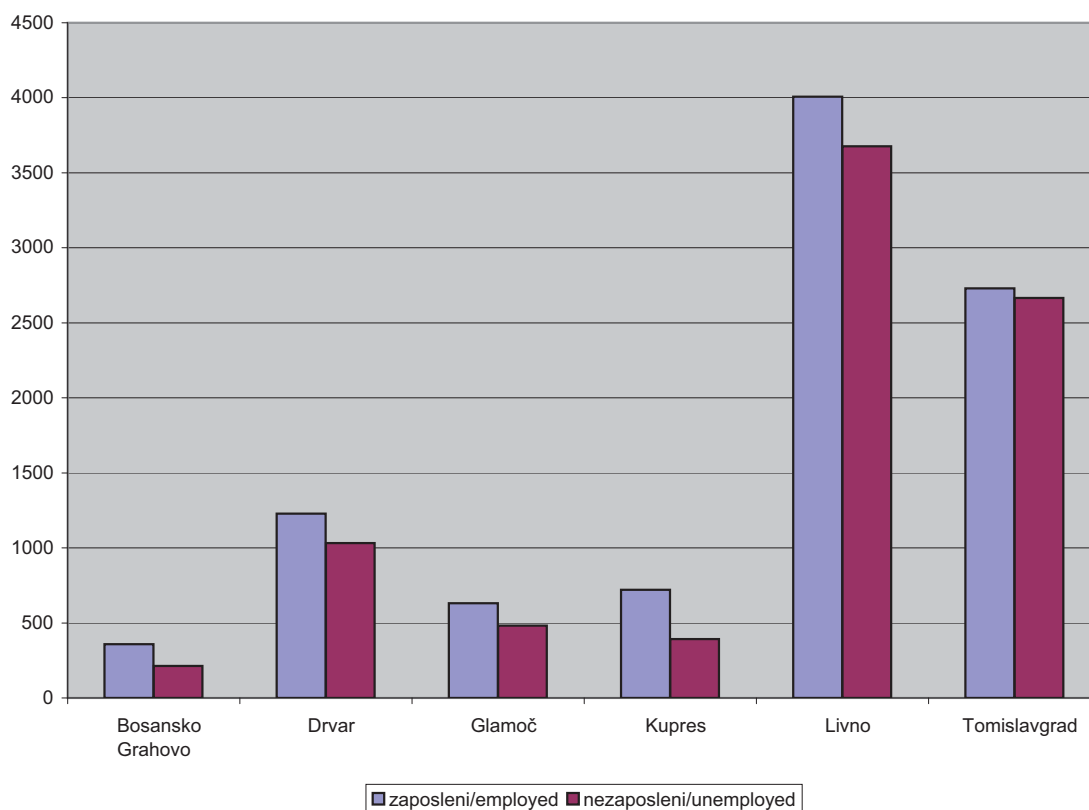
**11. KANTON 10**  
CANTON 10

**11.1 ZAPOSLENOST, NEZAPOSLENOST, NETO I BRUTO PLAĆA U KANTONU 10  
PO OPĆINAMA I SPOLU U 2008.**

EMPLOYMENT, UNEMPLOYMENT, NET AND GROSS WAGE IN CANTON 10  
BY MUNICIPALITY AND SEX IN 2008.

	Broj zaposlenih <i>Number of employed persons</i>		Broj nezaposlenih stanje, 31.12. 2008. <i>Number of unemployed situation, 31.12. 2008.</i>		Neto plaća <i>Net wage</i>	Bruto plaća <i>Gross wage</i>
	Ukupno <i>Total</i>	Žene <i>Female</i>	Ukupno <i>Total</i>	Žene <i>Female</i>		
	<b>Godišnji prosjek</b> <i>Average for year</i>					
<b>Federacija BiH</b> <i>Federation B&amp;H</i>	<b>430745</b>	<b>163045</b>	<b>338643</b>	<b>175451</b>	<b>751,30</b>	<b>1104,85</b>
<b>Kanton/Canton 10</b>	<b>9676</b>	<b>3420</b>	<b>8464</b>	<b>3905</b>	<b>675,53</b>	<b>993,43</b>
Bosansko Grahovo	358	53	214	91	804,93	1183,72
Drvar	1228	411	1033	537	548,17	806,13
Glamoč	631	164	483	222	664,63	977,40
Kupres	721	180	392	225	673,63	990,63
Livno	4008	1703	3676	1691	718,67	1056,87
Tomislavgrad	2730	909	2666	1139	653,55	961,10

**Zaposlenost i nezaposlenost u Kantonu 10 po općinama**  
*Employment and unemployment in Canton 10 by municipality*



11. KANTON 10  
CANTON 10

11.2 ZAPOSLENI PREMA STEPENU/STUPNJU STRUČNOG OBRAZOVANJA PO OPĆINAMA, MART/OŽUJAK 2008.  
EMPLOYED ACCORDING TO PROFESSIONAL QUALIFICATIONS BY MUNICIPALITY, MARCH 2008.

		UKUPNO TOTAL	V S S University			VŠS Higher	SSS Seco- ndary	NSS Eleme- ntary	VKV Highly skilled	KV Skilled	PKV Semi- skilled	NKV Unski- lled
			svega all	doktori doctors	magistri masters							
			<b>Kanton/Canton 10</b>	<b>svega/all</b>	<b>8464</b>							
	<b>žene/women</b>	<b>3021</b>	<b>462</b>	<b>25</b>	<b>2</b>	<b>530</b>	<b>1426</b>	<b>164</b>	<b>10</b>	<b>197</b>	<b>10</b>	<b>222</b>
Bosansko Grahovo	svega/all	307	25	-	-	30	179	9	3	42	-	19
	žene/women	47	3	-	-	10	27	3	-	2	-	2
Drvar	svega/all	1022	74	3	1	69	419	60	22	250	14	114
	žene/women	332	32	3	-	35	148	19	3	47	4	44
Glamoč	svega/all	493	78	-	-	35	226	3	7	70	3	71
	žene/women	138	25	-	-	17	62	2	-	14	-	18
Kupres	svega/all	631	83	-	1	58	291	30	16	126	10	17
	žene/women	155	27	-	1	26	75	16	-	9	-	2
Livno	svega/all	3604	529	38	6	454	1500	134	86	604	16	281
	žene/women	1565	234	22	1	263	755	103	7	106	4	93
Tomislavgrad	svega/all	2407	297	-	-	326	1147	133	43	320	47	94
	žene/women	784	141	-	-	179	359	21	-	19	2	63

**11. KANTON 10**  
CANTON 10

**11.3 ZAPOSLENI PREMA INTERVALIMA STAROSTI PO OPĆINAMA, MART/OŽUJAK 2008.**  
EMPLOYED ACCORDING TO AGE BY MUNICIPALITY, MARCH 2008.

		UKUPNO TOTAL	do 19 to 19	20-24	25-29	30-34	35-39	40-44	45-49	50-54	55-59	60-64	65 i više 65 and over
Kanton/Canton 10	svoga/all	8464	2	356	986	1195	1221	1230	1308	1141	681	319	25
	žene/women	3021	-	133	363	439	439	466	470	385	208	107	9
Bosansko Grahovo	svoga/all	307	-	11	37	44	63	56	56	21	13	6	-
	žene/women	47	-	2	5	10	8	10	8	1	2	1	-
Drvar	svoga/all	1022	-	44	105	124	155	156	155	152	97	31	3
	žene/women	332	-	12	27	47	54	66	54	44	23	4	1
Glamoč	svoga/all	493	-	9	58	71	68	73	71	65	49	28	1
	žene/women	138	-	3	19	28	19	20	13	14	14	7	1
Kupres	svoga/all	631	-	23	73	104	95	96	99	79	38	24	-
	žene/women	155	-	2	21	20	18	23	31	23	12	5	-
Livno	svoga/all	3604	1	152	388	469	508	521	571	538	295	150	11
	žene/women	1565	1	80	194	218	243	237	231	202	100	54	5
Tomislavgrad	svoga/all	2407	1	117	325	383	332	328	356	286	189	80	10
	žene/women	784	1	34	97	116	97	110	133	101	57	36	2

11. KANTON 10  
CANTON 10

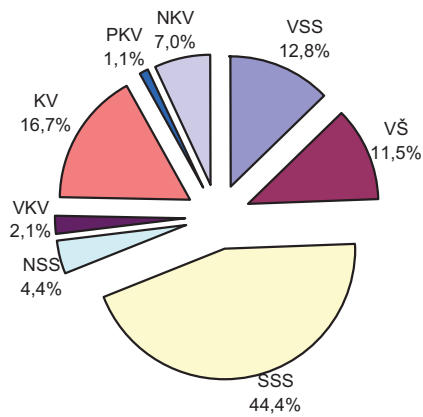
11.4 ZAPOSLENOST I PLAĆA U KANTONU 10  
PO PODRUČJIMA KD U 2008.  
EMPLOYMENT AND WAGE IN CANTON 10  
BY THE CEA IN 2008.

Godišnji prosjek  
Average for year

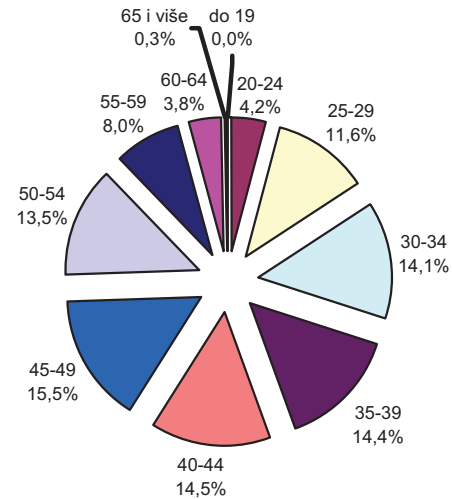
	Broj zaposlenih <i>Number of employed persons</i>	Neto plaća <i>Net wage</i>	Bruto plaća <i>Gross wage</i>	
UKUPNO	9676	675,53	993,43	TOTAL
A Poljoprivreda, lov i šumarstvo	961	808,63	1189,17	<i>Agriculture, hunt and forestry</i>
B Ribarstvo	1	-	-	<i>Fishing</i>
C Rudarstvo	166	558,03	820,63	<i>Mining</i>
D Prerađivačka industrija	1801	454,21	667,96	<i>Manufacturing</i>
E Snabdjevanje/opskrba električ. energijom, gasom/plinom i vodom	309	1208,08	1776,58	<i>Electricity, gas and water supply</i>
F Građevinarstvo	555	451,74	664,32	<i>Construction</i>
G Trgovina na veliko i malo; popravak motornih vozila i motocikla, te predmeta za ličnu/osobnu upotr./ uporabu i domaće./kućanstvo	1547	407,85	599,79	<i>Wholesale and retail trade; motorcycles and personal and household goods</i>
H Ugostiteljstvo	354	465,20	684,12	<i>Catering trades</i>
I Saobraćaj/Promet, skladišt. i veze	499	830,81	1221,77	<i>Transport, storage and communication</i>
J Finans./Financijsko posredovanje	127	1051,16	1545,83	<i>Financial intermediation</i>
K Poslovanje nekretninama, iznajmljivanje i poslovne usluge	128	572,87	842,45	<i>Real estate, renting and business activities</i>
L Javna uprava i odbrana/obrana; obavez./obvezno socij.osiguranje	1322	913,19	1342,92	<i>Public administration and defence; compulsory social security</i>
M Obrazovanje	963	738,33	1085,78	<i>Education</i>
N Zdravstvena i socijalna zaštita/skrb	667	719,46	1058,04	<i>Health and social welfare</i>
O Ostale javne, društvene, socijalne i lične/osobne uslužne djelatnosti	236	625,64	920,05	<i>Other community, social and personal service activities</i>
00 Neraspoređeno po djelatnostima KD	40	-	-	<i>Unclassified according to activities KD</i>

**11. KANTON 10**  
CANTON 10

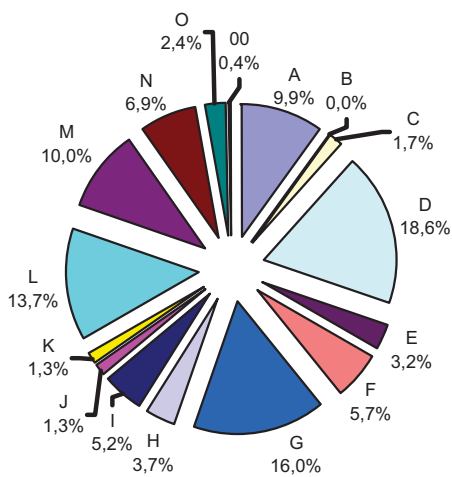
**Zaposleni prema stepenu stručnog obrazovanja u Kantonu 10, mart/ožujak 2008**  
*Employed according to professional qualifications in Canton 10, March 2008*



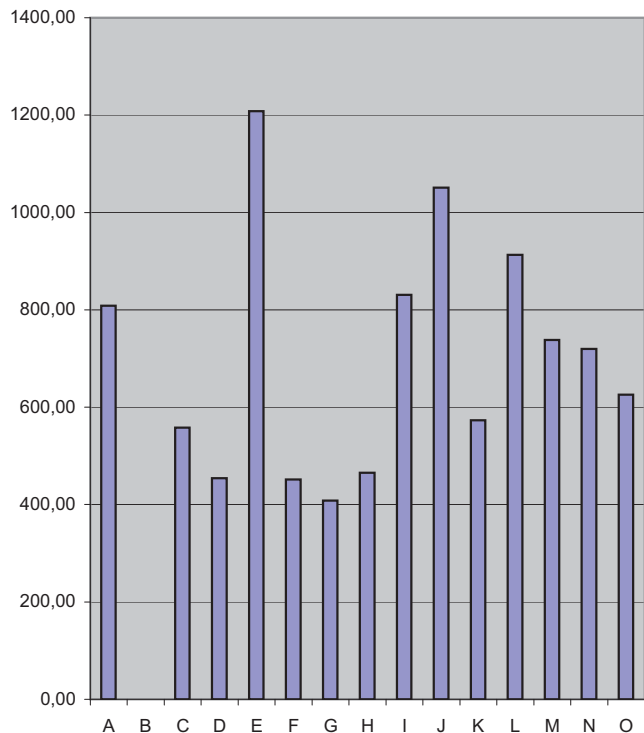
**Zaposleni prema intervalima starosti u Kantonu 10, mart/ožujak 2008**  
*Employed according to age in Canton 10, March 2008*



**Zaposlenost po područjima KD u Kantonu 10 u 2008**  
*Employment by the cea in Canton 10 in 2008*



**Prosječna neto plaća po područjima KD u Kantonu 10 u 2008**  
*Average net wage by the cea in Canton 10 in 2008*



11. KANTON 10  
CANTON 10

11.5 ZAPOSLENI PREMA STEPENU/STUPNJU STRUČNOG  
EMPLOYED ACCORDING TO PROFESSIONAL

		UKUPNO TOTAL	V S S University			VŠS Higher
			svega all	doktori doctors	magistri masters	
UKUPNO	svega	8464	1086	41	8	972
	žene	3021	462	25	2	530
A Poljoprivreda, lov i šumarstvo	svega	614	84	-	1	29
	žene	123	18	-	1	14
C Rudarstvo	svega	169	6	-	-	8
	žene	18	1	-	-	1
D Prerađivačka industrija	svega	1740	39	-	4	46
	žene	390	8	-	-	12
E Snabdjevanje/opskrba električ. energijom, gasom/plinom i vodom	svega	309	22	-	1	23
	žene	41	1	-	-	4
F Građevinarstvo	svega	508	13	-	-	22
	žene	60	5	-	-	3
G Trgovina na veliko i malo; popravak motornih vozila i motocikla, te predmeta za ličnu/osobnu upotr./ uporabu i domać./kućanstvo	svega	1220	64	-	-	33
	žene	478	22	-	-	11
H Ugostiteljstvo	svega	107	3	-	-	3
	žene	46	1	-	-	1
I Saobraćaj/Promet, skladišt. i veze	svega	477	45	-	1	53
	žene	109	10	-	1	18
J Finans./Financijsko posredovanje	svega	127	39	-	-	34
	žene	78	19	-	-	22
K Poslovanje nekretninama, iznajmljivanje i poslovne usluge	svega	94	20	-	-	9
	žene	36	15	-	-	5
L Javna uprava i odbrana/obrana; obavez./obvezno socij.osiguranje	svega	1317	314	-	-	210
	žene	453	113	-	-	78
M Obrazovanje	svega	952	286	-	-	421
	žene	639	164	-	-	299
N Zdrastvena i socijalna zaštita/skrb	svega	653	126	41	1	69
	žene	507	73	25	-	55
O Ostale javne, društvene, socijalne i lične/osobne uslužne djelatnosti	svega	177	25	-	-	12
	žene	43	12	-	-	7

**OBRAZOVANJA I DJELATNOSTIMA, MART/OŽUJAK 2008.**  
**QUALIFICATIONS AND ACTIVITIES, MARCH 2008.**

<b>SSS</b> <i>Secondary</i>	<b>NSS</b> <i>Elementary</i>	<b>VKV</b> <i>Highly skilled</i>	<b>KV</b> <i>Skilled</i>	<b>PKV</b> <i>Semi-skilled</i>	<b>NKV</b> <i>Unskilled</i>		
<b>3762</b>	<b>369</b>	<b>177</b>	<b>1412</b>	<b>90</b>	<b>596</b>	<i>all</i>	<b>TOTAL</b>
<b>1426</b>	<b>164</b>	<b>10</b>	<b>197</b>	<b>10</b>	<b>222</b>	<i>women</i>	
351	23	2	89	1	35	<i>all</i>	<i>Agriculture, hunting and forestry</i>
79	4	-	1	-	7	<i>women</i>	
76	1	5	17	9	47	<i>all</i>	<i>Mining</i>
9	-	-	-	-	7	<i>women</i>	
682	155	21	540	56	201	<i>all</i>	<i>Manufacturing</i>
185	26	4	81	4	70	<i>women</i>	
96	13	55	69	11	20	<i>all</i>	<i>Electricity, gas and water supply</i>
23	2	-	2	3	6	<i>women</i>	
130	11	32	223	6	71	<i>all</i>	<i>Construction</i>
34	3	-	8	-	7	<i>women</i>	
844	22	8	214	1	34	<i>all</i>	<i>Wholesale and retail trade;</i>
351	14	2	70	-	8	<i>women</i>	<i>motorcycles and personal and household goods</i>
74	1	5	15	1	5	<i>all</i>	<i>Catering trades</i>
32	1	-	6	1	4	<i>women</i>	
190	23	23	118	1	24	<i>all</i>	<i>Transport, storage and communication</i>
62	7	2	5	-	5	<i>women</i>	
49	3	1	-	-	1	<i>all</i>	<i>Financial intermediation</i>
32	3	1	-	-	1	<i>women</i>	
36	-	-	29	-	-	<i>all</i>	<i>Real estate, renting and business activities</i>
11	-	-	5	-	-	<i>women</i>	
721	28	6	24	3	11	<i>all</i>	<i>Public administration and defence; compulsory social security</i>
223	22	-	7	2	8	<i>women</i>	
97	21	15	27	1	84	<i>all</i>	<i>Education</i>
69	21	1	6	-	79	<i>women</i>	
345	67	-	26	-	20	<i>all</i>	<i>Health and social welfare</i>
296	60	-	6	-	17	<i>women</i>	
71	1	4	21	-	43	<i>all</i>	<i>Other community, social and personal service activities</i>
20	1	-	-	-	3	<i>women</i>	

11. KANTON 10  
CANTON 10

11.6 ZAPOSLENI PREMA INTERVALIMA STAROSTI  
EMPLOYED ACCORDING TO AGE

			UKUPNO TOTAL	do 19 to 19	20-24	25-29	30-34	35-39
	UKUPNO	svoga	8464	2	356	986	1195	1221
		žene	3021	2	133	363	439	439
A	Poljoprivreda, lov i šumarstvo	svoga	614	-	12	54	82	112
		žene	123	-	6	12	16	29
C	Rudarstvo	svoga	169	-	2	10	13	8
		žene	18	-	-	1	-	1
D	Prerađivačka industrija	svoga	1740	-	107	254	250	226
		žene	390	-	10	37	43	57
E	Snabdjevanje/opskrba električ. energijom, gasom/plinom i vodom	svoga	309	-	2	17	30	43
		žene	41	-	1	4	8	6
F	Građevinarstvo	svoga	508	-	8	28	71	63
		žene	60	-	3	2	8	3
G	Trgovina na veliko i malo; popravak motornih vozila i motocikla, te predmeta za ličnu/osobnu upotr./ uporabu i domać./kućanstvo	svoga	1220	2	150	284	239	160
		žene	478	2	74	113	91	58
H	Ugostiteljstvo	svoga	107	-	4	14	19	16
		žene	46	-	1	7	6	7
I	Saobraćaj/Promet, skladišt. i veze	svoga	477	-	5	23	41	63
		žene	109	-	-	3	10	19
J	Finans./Financijsko posredovanje	svoga	127	-	7	15	16	15
		žene	78	-	7	9	13	10
K	Poslovanje nekretninama, iznajmljivanje i poslovne usluge	svoga	94	-	-	12	12	14
		žene	36	-	-	2	6	4
L	Javna uprava i odbrana/odbrana; obavez./obvezno socij.osiguranje	svoga	1317	-	21	105	188	253
		žene	453	-	11	38	63	67
M	Obrazovanje	svoga	952	-	5	106	123	105
		žene	639	-	4	90	97	77
N	Zdrastvena i socijalna zaštita/skrb	svoga	653	-	19	51	90	114
		žene	507	-	16	39	75	91
O	Ostale javne, društvene, socijalne i lične/osobne uslužne djelatnosti	svoga	177	-	14	13	21	29
		žene	43	-	-	6	3	10

I DJELATNOSTIMA, MART/OŽUJAK 2008.  
AND ACTIVITIES, MARCH 2008.

40-44	45-49	50-54	55-59	60-64	65 i više 65 and over		
1230	1308	1141	681	319	25	all	TOTAL
466	470	385	208	107	9	women	
110	106	69	41	23	5	all	Agriculture, hunting and forestry
28	18	8	4	1	1	women	
17	33	48	26	11	1	all	Mining
-	2	8	5	1	-	women	
251	248	234	138	31	1	all	Manufacturing
81	60	78	20	4	-	women	
47	70	44	36	18	2	all	Electricity, gas and water supply
4	9	3	3	2	1	women	
70	92	90	64	20	2	all	Construction
14	10	10	9	1	-	women	
150	101	92	37	5	-	all	Wholesale and retail trade; motorcycles and personal and household goods
53	48	21	15	3	-	women	
13	27	12	1	1	-	all	Catering trades
4	14	7	-	-	-	women	
81	97	81	62	23	1	all	Transport, storage and communication
22	22	16	13	3	1	women	
11	26	24	13	-	-	all	Finacial intermediation
6	16	10	7	-	-	women	
27	11	11	5	2	-	all	Real estate, renting and business activities
12	7	5	-	-	-	women	
225	239	161	84	38	3	all	Public administration and defence; compulsory social security
80	85	66	26	16	1	women	
107	112	136	130	119	9	all	Education
79	80	61	84	62	5	women	
91	115	116	32	24	1	all	Health and social welfare
72	90	88	22	14	-	women	
30	31	23	12	4	-	all	Other community, social and personal service activities
11	9	4	-	-	-	women	