

**Bosna i Hercegovina  
Federacija Bosne i Hercegovine  
FEDERALNI ZAVOD ZA STATISTIKU**

**ISSN 1512-5106**

*Bosnia and Herzegovina  
Federation of Bosnia and Herzegovina  
FEDERAL OFFICE OF STATISTICS*

**ZAPOSLENOST, NEZAPOSLENOST I PLAĆA  
U FEDERACIJI BOSNE I HERCEGOVINE  
U 2006. GODINI**

*EMPLOYMENT, UNEMPLOYMENT AND WAGE  
IN FEDERATION OF BOSNIA AND HERZEGOVINA  
IN 2006 YEAR*

**Sarajevo, juli/srpanj 2007.godine**  
*Sarajevo, July 2007*

**STATISTIČKI BILTEN**  
*STATISTICAL BULLETIN*

**IZDAJE I ŠTAMPA/TISKA FEDERALNI ZAVOD ZA STATISTIKU**  
***PUBLISHED AND PRINTED BY THE FEDERAL OFFICE OF STATISTICS***  
Zelenih beretki 26, 71000 Sarajevo  
Tel/Phone/Fax +387 33 65 77 04

**ODGOVARA DIREKTOR: Derviš Đurđević**  
***PERSONEL RESPONSIBLE: Derviš Đurđević , Director general***

**MOLIMO KORISNIKE OVE PUBLIKACIJE DA PRILIKOM KORIŠĆENJA PODATAKA NAVEDU IZVOR**  
***THOUSE USING DATA FROM THIS ISSUE ARE REQUESTED TO STATE THE SOURCE***

## ZAPOSLENOST, NEZAPOSLENOST I PLAĆE

### METODOLOŠKA OBJAŠNENJA

#### Izvori i metode prikupljanja podataka

Podaci o broju zaposlenih prikupljaju se provođenjem redovnog/redovitog Mjesečnog istraživanja o zaposlenima i plaći (Rad-1) u pravnim osobama, i istraživanja o fizičkim osobama - vlasnicima koji samostalno obavljaju djelatnost - profesiju i osobama koje su kod njih zaposlene (Rad-15).

Broj zaposlenih u pravnim osobama rezultat je obrade podataka iz redovnog Mjesečnog istraživanja (Rad-1), koji pravne osobe popunjavaju na osnovu propisanih evidencija. Istraživanjem su obuhvaćene pravne osobe svih oblika vlasništva, tijela državne vlasti svih nivoa, ustanove i druge organizacije.

Podaci o broju zaposlenih u obrtu i djelatnostima slobodnih profesija rezultat su obrade istraživanja Rad-15, i preuzimaju se od Zavoda zdravstvenog osiguranja.

U podatke o zaposlenima uključeni su zaposlenici (uključujući zaposlenike u odbrani/obrani i policiji) i vlasnici obrta i slobodnih profesija.

Podaci o zaposlenima prema stepenu/stupnju stručnog obrazovanja i starosnim grupama dobiveni su na osnovu Godišnjeg istraživanja o zaposlenima i plaći (Rad-1G) u pravnim osobama, sa stanjem 31. mart/ožujak.

Ovim istraživanjem ne obuhvaćaju se zaposleni u odbrani/obrani, kao ni zaposleni u obrtu.

Podaci o nezaposlenima preuzimaju se od Federalnog zavoda za zapošljavanje.

Podaci o prosječnoj neto i bruto plaći po zaposlenom obračunavaju se na osnovu podataka redovnog/redovitog Mjesečnog istraživanja o zaposlenima i plaći (Rad-1) koje se provodi na teritoriji Federacije Bosne i Hercegovine.

Istraživanjem su obuhvaćene pravne osobe svih oblika vlasništva, tijela državne vlasti svih nivoa, ustanove i druge organizacije, po organizaciono teritorijalnom principu na nivou općine.

Ovim istraživanjem obuhvaćene su neto i bruto plaće zaposlenih u pravnim osobama koji imaju zasnovan radni odnos bez obzira na vrstu radnog odnosa i dužinu radnog vremena.

Nisu obuhvaćene plaće zaposlenih u odbrani/obrani kao ni plaće zaposlenih u obrtu.

#### Definicije

##### **Pod pojmom zaposleni obuhvaćaju se zaposlenici i vlasnici.**

**Zaposlenik** je fizička osoba koja ima zasnovan radni odnos s poslodavcem na neodređeno ili određeno vrijeme, a poslove obavlja u punom, nepunom ili skraćenom radnom vremenu.

**Vlasnici** su osobe koje imaju vlastiti obrt ili samostalno obavljaju profesionalnu aktivnost sa ili bez zaposlenika.

**Nezaposlene osobe** su osobe koje traže zaposlenje i prijavljene su Zavodu za zapošljavanje.

**Prosječna mjesečna neto plaća** je prosječan iznos koji zaposlenici primaju kao plaću za izvršene poslove po osnovi radnog odnosa i naknade za: godišnji odmor, državne praznike, plaćeni dopust, čekanje i zastoj bez krivnje zaposlenog, bolovanje na teret poslodavca i sl.

Ne obuhvaća primanja koja terete materijalne troškove, naknade za bolovanje koje ne snosi poslodavac i primanja po osnovu/temelju ugovora o djelu.

**Prosječna mjesečna bruto plaća** obuhvaća neto plaću i dobrinose iz bruto plaće.

## **EMPLOYMENT, UNEMPLOYMENT AND WAGES**

### **NOTES ON METHODOLOGY**

#### **Sources and methods of data collection**

*Data on persons in employment are obtained by regular Monthly survey on employment and wages (Rad-1) in legal entities, and Survey on persons employed in crafts and trades and free lances (Rad-15).*

*The number of persons employed in legal entities are collected through regular Monthly survey (Rad-1) filled in by legal entities according to the records of persons in employment. The survey includes legal entities of all types of ownership, government bodies, institutions and other organizations.*

*Data on persons employed in crafts and trades and free lances are collected by the Report Rad-15 which are taken over from the records of the Office for Health Insurance.*

*The number of persons in employment includes all employees (including employees in defence and police) and employers (owners of crafts and trades and free lances).*

*Data on persons in employment according to qualification and age are collected by Annual survey (Rad-1G) with the situation 31. March.*

*The above mentioned survey does not include persons in employment in the defence and crafts.*

*Data on unemployment are obtained from the Employment service for Federation BiH.*

*Data on average net and gross wage per worker are obtained on the basis of regular Monthly surveys (Rad-1) on the territory of Federation B&H.*

*Data on wages are collected through report forms filled in by legal entities of all types of ownership, government bodies, institutions and other organizations according to local unit.*

*Data on wages are filled in on the basis of their respective payrolls and cover net and gross payments of person in employment, irrespective of a type of employment and a number of working hours.*

*It does not include wages of persons in employment in the defence and crafts.*

#### **Definitions**

**Persons in employment include employees and employers.**

**Employee** is a person employed by an employer for a fixed or unspecified period of time, irrespective of whether he works full time or less than full time.

**Employer** is owner crafts or trade or free lances with or without employees.

**Unemployed persons** represent total persons as job-seekers registered with the employment services.

**Average monthly net wage** is amount received by the persons in paid employment earned for the work done during regular working hours as well as for annual leave, paid leave, public holidays and day offs defined by law, job stop caused against person's will and no fault of his own. Net wage per worker does not include payments from material costs, sick which is not paid by firm and payments by agreement of service.

**Average monthly gross wage contains net wage and contributions from gross wage.**

**1. FEDERACIJA BOSNE I HERCEGOVINE**  
 FEDERATION OF BOSNIA AND HERZEGOVINA

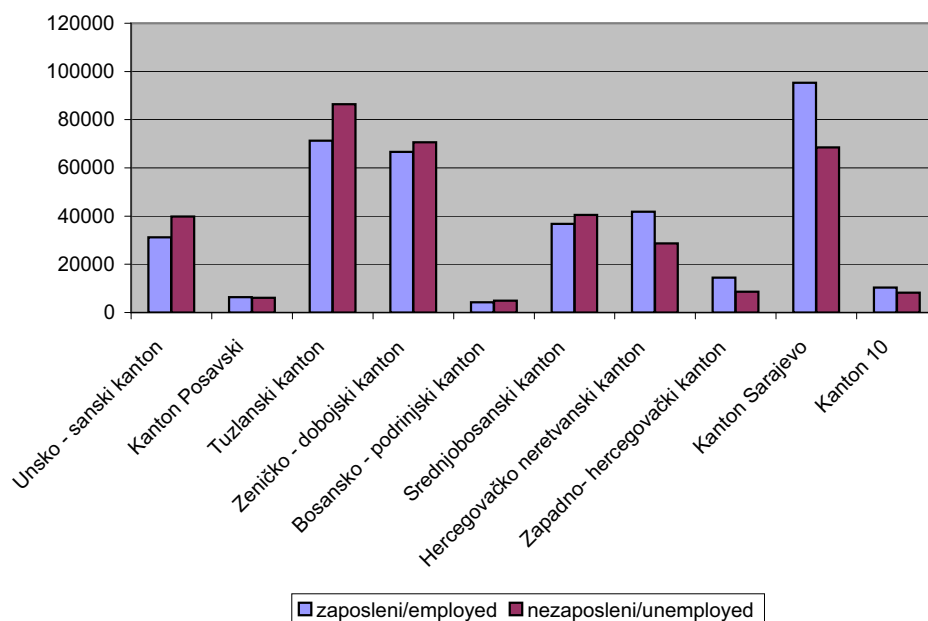
**1.1 ZAPOSLENOST, NEZAPOSLENOST, NETO I BRUTO PLAĆA U FEDERACIJI BOSNE I HERCEGOVINE  
 PO KANTONIMA I SPOLU U 2006.**

EMPLOYMENT, UNEMPLOYMENT, NET AND GROSS WAGE IN FEDERATION OF THE BOSNIA AND HERZEGOVINA  
 BY CANTONS AND SEX IN 2006.

Godišnji prosjek  
 Average for year

	Broj zaposlenih Number of employed persons		Broj nezaposlenih stanje , 31.12. 2006. Number of unemployed situation, 31.12. 2006.		Neto plaća Net wage	Bruto plaća Gross wage
	Ukupno Total	Zene Female	Ukupno Total	Zene Female		
<b>Federacija BiH</b> <i>Federation B&amp;H</i>	<b>389601</b>	<b>144681</b>	<b>362368</b>	<b>172549</b>	<b>603,21</b>	<b>887,07</b>
<b>Unsko-sanski kanton</b> <i>Unsko-sanski canton</i>	31169	12472	39862	17659	546,67	803,93
<b>Kanton Posavski</b> <i>Canton Posavski</i>	6318	2542	6095	2534	556,19	817,93
<b>Tuzlanski kanton</b> <i>Tuzlanski canton</i>	71293	24217	86411	37430	564,73	830,49
<b>Zeničko-dobojski kanton</b> <i>Zeničko-dobojski canton</i>	66658	22219	70583	32547	479,97	705,84
<b>Bosansko-podrinjski kanton</b> <i>Bosansko-podrinjski canton</i>	4192	1622	4904	2484	523,29	769,54
<b>Srednjobosanski kanton</b> <i>Srednjobosanski canton</i>	36828	14198	40483	16756	489,96	720,53
<b>Hercegovačko-neretvanski kanton</b> <i>Hercegovačko-neretvanski canton</i>	41799	15690	28632	13771	659,22	969,44
<b>Zapadno-hercegovački kanton</b> <i>Zapadno-hercegovački canton</i>	14528	5855	8657	4560	542,51	797,81
<b>Kanton Sarajevo</b> <i>Canton Sarajevo</i>	95314	41773	68556	40994	764,61	1124,43
<b>Kanton 10</b> <i>Canton 10</i>	10402	4093	8185	3814	561,45	825,66

**Zaposlenost i nezaposlenost u FBiH po kantonima**  
 Employment and unemployment in FB&H by cantons



**1. FEDERACIJA BOSNE I HERCEGOVINE**  
 FEDERATION OF BOSNIA AND HERZEGOVINA

**1.2 ZAPOSLENI PREMA STEPENU/STUPNJU STRUČNOG OBRAZOVANJA PO KANTONIMA, MART/OŽUJAK 2006.**  
 EMPLOYED ACCORDING TO PROFESSIONAL QUALIFICATIONS BY CANTONS, MARCH 2006.

		UKUPNO TOTAL	V S S University			VŠS Higher	SSS Seco- ndary	NSS Eleme- ntary	VKV Highly skilled	KV Skilled	PKV Semi- skilled	NKV Unski- lled
			svega all	doktori doctors	magistri masters							
			<b>Federacija BiH</b>	<b>svega/all</b>	<b>328777</b>							
<i>Federation B&amp;H</i>	<i>žene/women</i>	<b>125214</b>	<b>21108</b>	<b>297</b>	<b>469</b>	<b>14757</b>	<b>55290</b>	<b>6949</b>	<b>984</b>	<b>12015</b>	<b>4049</b>	<b>10062</b>
<b>Unsko-sanski kanton</b>	<b>svega/all</b>	<b>26221</b>	2550	53	69	3246	9792	939	597	4637	783	3677
<i>Unsko-sanski canton</i>	<i>žene/women</i>	<b>10666</b>	1089	6	19	1908	4566	488	46	875	169	1525
<b>Kanton Posavski</b>	<b>svega/all</b>	<b>5624</b>	600	-	4	638	2774	470	116	588	167	271
<i>Canton Posavski</i>	<i>žene/women</i>	<b>2195</b>	195	-	-	291	1223	239	2	58	87	100
<b>Tuzlanski kanton</b>	<b>svega/all</b>	<b>61260</b>	7223	261	283	3854	20929	1087	4280	15381	3021	5485
<i>Tuzlanski canton</i>	<i>žene/women</i>	<b>20700</b>	3136	78	104	2167	9115	458	221	2623	1008	1972
<b>Zeničko-dobojski kanton</b>	<b>svega/all</b>	<b>58909</b>	5237	71	101	4032	17731	2555	4376	16008	3502	5468
<i>Zeničko-dobojski canton</i>	<i>žene/women</i>	<b>20269</b>	2397	12	24	2250	8383	1177	232	3003	931	1896
<b>Bosansko-podrinjski kanton</b>	<b>svega/all</b>	<b>3699</b>	391	-	2	304	1589	162	261	573	250	169
<i>Bosansko-podrinjski canton</i>	<i>žene/women</i>	<b>1450</b>	144	-	-	152	731	104	7	96	136	80
<b>Srednjobosanski kanton</b>	<b>svega/all</b>	<b>31646</b>	2895	18	16	2617	11049	1712	1224	7309	1629	3211
<i>Srednjobosanski canton</i>	<i>žene/women</i>	<b>12150</b>	1235	2	5	1387	5216	839	50	1329	747	1347
<b>Hercegovačko-neretvanski kanton</b>	<b>svega/all</b>	<b>37948</b>	5858	129	166	3280	13593	1125	1923	8341	1410	2418
<i>Hercegovačko-neretvanski canton</i>	<i>žene/women</i>	<b>13753</b>	2579	18	50	1787	5994	531	89	1377	427	969
<b>Zapadno-hercegovački kanton</b>	<b>svega/all</b>	<b>13216</b>	1736	1	3	1782	5792	375	298	2629	110	494
<i>Zapadno-hercegovački canton</i>	<i>žene/women</i>	<b>5246</b>	723	-	1	963	2780	138	37	396	28	181
<b>Kanton Sarajevo</b>	<b>svega/all</b>	<b>80618</b>	16818	538	572	5697	30964	4130	3809	13265	1990	3945
<i>Canton Sarajevo</i>	<i>žene/women</i>	<b>35069</b>	9120	181	266	3314	15528	2799	289	2009	423	1587
<b>Kanton 10</b>	<b>svega/all</b>	<b>9636</b>	1111	1	5	985	4035	316	244	1789	188	968
<i>Canton 10</i>	<i>žene/women</i>	<b>3716</b>	490	-	-	538	1754	176	11	249	93	405

**1. FEDERACIJA BOSNE I HERCEGOVINE**  
 FEDERATION OF BOSNIA AND HERZEGOVINA

**1.3 ZAPOSLENI PREMA INTERVALIMA STAROSTI PO KANTONIMA, MART/OŽUJAK 2006.**  
 EMPLOYED ACCORDING TO AGE BY CANTONS, MARCH 2006.

		UKUPNO TOTAL	do 19 to 19	20-24	25-29	30-34	35-39	40-44	45-49	50-54	55-59	60-64	65 i više 65 and over
<b>Federacija BiH</b>	<b>svoga/all</b>	<b>328777</b>	<b>510</b>	<b>13052</b>	<b>33605</b>	<b>42154</b>	<b>48173</b>	<b>58521</b>	<b>56839</b>	<b>42290</b>	<b>24892</b>	<b>7756</b>	<b>985</b>
<i>Federation B&amp;H</i>	<i>žene/women</i>	<b>125214</b>	<b>154</b>	<b>5233</b>	<b>13985</b>	<b>16804</b>	<b>17955</b>	<b>22920</b>	<b>21910</b>	<b>15318</b>	<b>8417</b>	<b>2293</b>	<b>225</b>
<b>Unsko-sanski kanton</b>	<b>svoga/all</b>	<b>26221</b>	<b>28</b>	<b>1040</b>	<b>2957</b>	<b>3897</b>	<b>4283</b>	<b>5019</b>	<b>3877</b>	<b>2746</b>	<b>1677</b>	<b>615</b>	<b>82</b>
<i>Unsko-sanski canton</i>	<i>žene/women</i>	<b>10666</b>	<b>12</b>	<b>460</b>	<b>1326</b>	<b>1608</b>	<b>1764</b>	<b>2143</b>	<b>1586</b>	<b>1011</b>	<b>595</b>	<b>147</b>	<b>14</b>
<b>Kanton Posavski</b>	<b>svoga/all</b>	<b>5624</b>	<b>2</b>	<b>337</b>	<b>791</b>	<b>870</b>	<b>909</b>	<b>943</b>	<b>685</b>	<b>635</b>	<b>291</b>	<b>145</b>	<b>16</b>
<i>Canton Posavski</i>	<i>žene/women</i>	<b>2195</b>	<b>2</b>	<b>153</b>	<b>348</b>	<b>318</b>	<b>320</b>	<b>357</b>	<b>293</b>	<b>268</b>	<b>97</b>	<b>37</b>	<b>2</b>
<b>Tuzlanski kanton</b>	<b>svoga/all</b>	<b>61260</b>	<b>102</b>	<b>2197</b>	<b>5344</b>	<b>6915</b>	<b>8466</b>	<b>12009</b>	<b>11689</b>	<b>8518</b>	<b>4667</b>	<b>1247</b>	<b>106</b>
<i>Tuzlanski canton</i>	<i>žene/women</i>	<b>20700</b>	<b>40</b>	<b>788</b>	<b>1985</b>	<b>2517</b>	<b>2895</b>	<b>4050</b>	<b>4069</b>	<b>2738</b>	<b>1298</b>	<b>302</b>	<b>18</b>
<b>Zeničko-dobojski kanton</b>	<b>svoga/all</b>	<b>58909</b>	<b>76</b>	<b>2401</b>	<b>5547</b>	<b>7293</b>	<b>8472</b>	<b>11302</b>	<b>11141</b>	<b>7813</b>	<b>3914</b>	<b>865</b>	<b>85</b>
<i>Zeničko-dobojski canton</i>	<i>žene/women</i>	<b>20269</b>	<b>22</b>	<b>1060</b>	<b>2299</b>	<b>2649</b>	<b>2786</b>	<b>3929</b>	<b>3801</b>	<b>2463</b>	<b>1045</b>	<b>200</b>	<b>15</b>
<b>Bosansko-podrinjski kanton</b>	<b>svoga/all</b>	<b>3699</b>	<b>4</b>	<b>152</b>	<b>439</b>	<b>395</b>	<b>511</b>	<b>657</b>	<b>718</b>	<b>535</b>	<b>224</b>	<b>62</b>	<b>2</b>
<i>Bosansko-podrinjski canton</i>	<i>žene/women</i>	<b>1450</b>	<b>1</b>	<b>70</b>	<b>215</b>	<b>166</b>	<b>198</b>	<b>254</b>	<b>276</b>	<b>188</b>	<b>71</b>	<b>11</b>	<b>-</b>
<b>Srednjobosanski kanton</b>	<b>svoga/all</b>	<b>31646</b>	<b>126</b>	<b>1572</b>	<b>3622</b>	<b>4262</b>	<b>5555</b>	<b>5427</b>	<b>5144</b>	<b>3310</b>	<b>1991</b>	<b>586</b>	<b>51</b>
<i>Srednjobosanski canton</i>	<i>žene/women</i>	<b>12150</b>	<b>20</b>	<b>614</b>	<b>1472</b>	<b>1715</b>	<b>2170</b>	<b>2163</b>	<b>2125</b>	<b>1159</b>	<b>556</b>	<b>143</b>	<b>13</b>
<b>Hercegovačko-neretvanski kanton</b>	<b>svoga/all</b>	<b>37948</b>	<b>27</b>	<b>1344</b>	<b>3988</b>	<b>4950</b>	<b>5366</b>	<b>6456</b>	<b>6523</b>	<b>4982</b>	<b>3051</b>	<b>1123</b>	<b>138</b>
<i>Hercegovačko-neretvanski canton</i>	<i>žene/women</i>	<b>13753</b>	<b>14</b>	<b>434</b>	<b>1450</b>	<b>1907</b>	<b>1902</b>	<b>2504</b>	<b>2501</b>	<b>1689</b>	<b>972</b>	<b>339</b>	<b>41</b>
<b>Zapadno-hercegovački kanton</b>	<b>svoga/all</b>	<b>13216</b>	<b>12</b>	<b>640</b>	<b>1552</b>	<b>2124</b>	<b>2363</b>	<b>2440</b>	<b>1853</b>	<b>1248</b>	<b>713</b>	<b>254</b>	<b>17</b>
<i>Zapadno-hercegovački canton</i>	<i>žene/women</i>	<b>5246</b>	<b>2</b>	<b>389</b>	<b>833</b>	<b>918</b>	<b>791</b>	<b>894</b>	<b>665</b>	<b>429</b>	<b>260</b>	<b>60</b>	<b>5</b>
<b>Kanton Sarajevo</b>	<b>svoga/all</b>	<b>80618</b>	<b>115</b>	<b>3041</b>	<b>8396</b>	<b>10170</b>	<b>10859</b>	<b>12743</b>	<b>13571</b>	<b>11264</b>	<b>7446</b>	<b>2548</b>	<b>465</b>
<i>Canton Sarajevo</i>	<i>žene/women</i>	<b>35069</b>	<b>36</b>	<b>1149</b>	<b>3705</b>	<b>4510</b>	<b>4610</b>	<b>5941</b>	<b>5992</b>	<b>4912</b>	<b>3138</b>	<b>963</b>	<b>113</b>
<b>Kanton 10</b>	<b>svoga/all</b>	<b>9636</b>	<b>18</b>	<b>328</b>	<b>969</b>	<b>1278</b>	<b>1389</b>	<b>1525</b>	<b>1638</b>	<b>1239</b>	<b>918</b>	<b>311</b>	<b>23</b>
<i>Canton 10</i>	<i>žene/women</i>	<b>3716</b>	<b>5</b>	<b>116</b>	<b>352</b>	<b>496</b>	<b>519</b>	<b>685</b>	<b>602</b>	<b>461</b>	<b>385</b>	<b>91</b>	<b>4</b>

**1. FEDERACIJA BOSNE I HERCEGOVINE**  
 FEDERATION OF BOSNIA AND HERZEGOVINA

**1.4 ZAPOSLENOST I PLAĆA U FEDERACIJI BOSNE I HERCEGOVINE**  
**PO PODRUČJIMA I ODJELJCIMA SKD U 2006.**  
 EMPLOYMENT AND WAGE IN THE FEDERATION OF BOSNIA AND HERZEGOVINA  
 BY THE SCEA IN 2006.

**Godišnji prosjek**  
 Average for year

	Broj zaposlenih Number of employed persons	Neto plaća Net wage	Bruto plaća Gross wage	
<b>UKUPNO</b>	<b>389601</b>	<b>603,21</b>	<b>887,07</b>	<b>TOTAL</b>
<b>A Poljoprivreda, lov i šumarstvo</b>	<b>10044</b>	<b>557,72</b>	<b>820,18</b>	<i>Agriculture, hunt and forestry</i>
01 Poljoprivreda, lov i odgovarajuće uslužne djelatnosti	3906	454,97	669,07	<i>Agriculture, hunt and corresponding service</i>
02 Šumarstvo i šumarske usluge	6138	577,91	849,87	<i>Forestry and corresponding service</i>
<b>B Ribarstvo</b>	<b>151</b>	<b>400,78</b>	<b>589,38</b>	<i>Fishing</i>
05 Ribarstvo, mrijestilišta i ribnjaci; usluge u ribarstvu	151	400,78	589,38	<i>Fishing, operation of fish hatcheries and service</i>
<b>C Rudarstvo</b>	<b>16232</b>	<b>524,44</b>	<b>771,24</b>	<i>Mining</i>
10 Vađenje uglja / ugljena i treseta	13273	536,02	788,26	<i>Mining of coal and peat</i>
13 Vađenje ruda metala	449	496,61	730,31	<i>Mining of metal ore</i>
14 Vađenje ostalih ruda i kamena	2510	470,01	691,19	<i>Other mining and quarrying</i>
<b>D Prerađivačka industrija</b>	<b>82507</b>	<b>457,49</b>	<b>672,78</b>	<i>Manufacturing</i>
15 Proizvodnja hrane i pića	12584	503,59	740,57	<i>Manufacture of food and beverages</i>
16 Proizvodnja duhanskih proizvoda	985	1581,97	2326,43	<i>Manufacture of tobacco products</i>
17 Proizvodnja tekstila	4711	345,49	508,07	<i>Manufacture of textiles</i>
18 Proizvodnja odjeće; dorada i bojenje krzna	6971	299,79	440,87	<i>Manufacture of clothing; dressing and dyeing of fur</i>
19 Prerada kože, izrada galanterije i obuće	6366	337,09	495,72	<i>Processing of leather, manufacture of haberdashery and footwear</i>
20 Prerada drveta/drva i proizvodnja proizvoda od drveta/drva osim namještaja	8464	341,56	502,29	<i>Processing of wood and manufacture of wood products except furniture</i>
21 Proizvodnja celuloze, papira i proizvoda od papira	771	486,21	715,01	<i>Manufacture of pulp, paper and paper products</i>
22 Izdavačka i štamparska/ tiskarska djelatnost	2141	531,92	782,24	<i>Publishing, printing and reproduction of recorded media</i>
23 Proizvodnja koksa, naftnih derivata i nuklearnog goriva	1204	527,91	776,34	<i>Manufacture of coke, refined petroleum products and nuclear fuel</i>

**1. FEDERACIJA BOSNE I HERCEGOVINE**  
 FEDERATION OF BOSNIA AND HERZEGOVINA

**1.4 ZAPOSLENOST I PLAĆA U FEDERACIJI BOSNE I HERCEGOVINE**  
**PO PODRUČJIMA I ODJELJCIMA SKD U 2006.**

EMPLOYMENT AND WAGE IN THE FEDERATION OF BOSNIA AND HERZEGOVINA  
 BY THE SCEA IN 2006.

nastavak  
 continued

	Broj zaposlenih <i>Number of employed persons</i>	Neto plaća <i>Net wage</i>	Bruto plaća <i>Gross wage</i>	
24	3746	602,92	886,65	<i>Manufacture of chemicals and chemical products</i>
25	1935	386,54	568,44	<i>Manufacture of rubber and plastics products</i>
26	4605	531,14	781,09	<i>Manufacture of other non-metallic mineral products</i>
27	3758	800,42	1177,09	<i>Manufacture of basic metals</i>
28	9744	405,48	596,29	<i>Manufacture of metal products except machine and equipment</i>
29	3995	401,29	590,13	<i>Manufacture of machinery and equipment, n.e.c.</i>
30	342	696,12	1023,71	<i>Manufacture of office equipment and computers</i>
31	1215	471,90	693,97	<i>Manufacture of electrical machinery and apparatus n.e.c.</i>
32	158	535,74	787,85	<i>Manufacture of radio TV and communication equipment and apparatus</i>
33	448	489,05	719,19	<i>Manufacture of medical, precision and optical instruments, watches and clocks</i>
34	2227	495,19	728,22	<i>Manufacture of motor vehicles, trailers, semi-trailers</i>
35	919	430,18	632,62	<i>Manufacture of other means of transportation</i>
36	4789	354,38	521,15	<i>Manufacture of furniture, manufacturing n.e.c.</i>
37	429	454,47	668,34	<i>Recycling</i>
<b>E</b>	<b>14691</b>	<b>896,79</b>	<b>1318,81</b>	<i>Electricity, gas and water supply</i>
40	10088	1034,90	1521,91	<i>Electricity, gas, steam and hot water supply</i>
41	4603	623,18	916,44	<i>Gathering, refining and distribution water</i>

**1. FEDERACIJA BOSNE I HERCEGOVINE**  
 FEDERATION OF BOSNIA AND HERZEGOVINA

**1.4 ZAPOSLENOST I PLAĆA U FEDERACIJI BOSNE I HERCEGOVINE**  
**PO PODRUČJIMA I ODJELJCIMA SKD U 2006.**  
 EMPLOYMENT AND WAGE IN THE FEDERATION OF BOSNIA AND HERZEGOVINA  
 BY THE SCEA IN 2006.

nastavak  
 continued

	Broj zaposlenih Number of employed persons	Neto plaća Net wage	Bruto plaća Gross wage		
<b>F</b>	<b>Građevinarstvo</b>	<b>23923</b>	<b>403,50</b>	<b>593,38</b>	<i>Construction</i>
45	Građevinarstvo	23923	403,50	593,38	<i>Construction</i>
<b>G</b>	<b>Trgovina na veliko i malo; popravak motornih vozila i motocikla, te predmeta za ličnu/osobnu upotr./ uporabu i domać./kućanstvo</b>	<b>54633</b>	<b>436,66</b>	<b>642,15</b>	<i>Wholesale and retail trade; motorcycles and personal and household goods</i>
50	Trgovina motornim vozilima i motociklima, održavanje i popravak motornih vozila i motocikla; trgovina na malo gorivima	7351	508,43	747,69	<i>Sale, maintenance and repair of and motorcycles; retail sale of automotive fuel</i>
51	Trgovina na veliko i posredovanje u trgovini, osim trgovine motornim vozilima i motociklima	19692	435,54	640,50	<i>Wholesale trade and commission trade, except of motor vehicles and motorcycles</i>
52	Trgovina na malo, osim trgovine motornim vozilima i motociklima; popravak predmeta za ličnu /osobnu upotrebu/uporabu i domaćinstva/kućanstva	27590	407,71	599,57	<i>Retail trade, except of motor vehicles and motor-cycles; repair of personal and household goods</i>
<b>H</b>	<b>Ugostiteljstvo</b>	<b>13875</b>	<b>434,57</b>	<b>639,07</b>	<i>Catering trades</i>
55	Ugostiteljstvo	13875	434,57	639,07	<i>Catering trades</i>
<b>I</b>	<b>Saobraćaj/Promet, skladišt. i veze</b>	<b>27662</b>	<b>767,21</b>	<b>1128,25</b>	<i>Transport, storage and communication</i>
60	Kopneni prijevoz; cjevovodni trans.	17284	516,32	759,29	<i>Land transport, transport via pipelines</i>
62	Zračni prijevoz	110	1256,59	1847,93	<i>Air transport</i>
63	Prateće i pomoćne djelatnosti u prijevozu; djelat. putničkih agencija	1768	795,54	1169,91	<i>Supporting and auxiliary transport activities; activit. of travel agencies</i>
64	Poštanske aktivnosti i telekomunikacije	8500	1145,63	1684,75	<i>Post and telecommunications</i>
<b>J</b>	<b>Finans./Financijsko posredovanje</b>	<b>8396</b>	<b>1153,55</b>	<b>1696,40</b>	<i>Financial intermediation</i>
65	Finans./Financijsko posredovanje, osim osiguranja i penzijskih /mirovinskih fondova	6662	1214,15	1785,51	<i>Financial intermediation, except insurance and pension funding</i>
66	Osiguranje i penzijski/mirovinski fondovi, osim obavezn./obveznog socijalnog osiguranja	1676	914,79	1345,28	<i>Insurance and pension funding, except compulsory social security</i>

**1. FEDERACIJA BOSNE I HERCEGOVINE**  
*FEDERATION OF BOSNIA AND HERZEGOVINA*

**1.4 ZAPOSLENOST I PLAĆA U FEDERACIJI BOSNE I HERCEGOVINE**  
**PO PODRUČJIMA I ODJELJCIMA SKD U 2006.**  
*EMPLOYMENT AND WAGE IN THE FEDERATION OF BOSNIA AND HERZEGOVINA*  
*BY THE SCEA IN 2006.*

**nastavak**  
*continued*

	<b>Broj zaposlenih</b> <i>Number of employed persons</i>	<b>Neto plaća</b> <i>Net wage</i>	<b>Bruto plaća</b> <i>Gross wage</i>		
67		58	2013,83	2961,51	<i>Activities auxiliary to financial intermediation</i>
					<i>/financijskom posredovanju</i>
<b>K</b>	<b>10642</b>	<b>609,67</b>	<b>896,57</b>		<i>Real estate, renting and business activities</i>
					<i>Poslovanje nekretninama, iznajmljivanje i poslovne usluge</i>
70	605	624,85	918,90		<i>Real estate activities</i>
71	123	724,22	1065,03		<i>Renting of machinery and equipment without operator and of personal and household goods</i>
					<i>Iznajmljivanje mašina/strojeva i opreme, bez rukovaoca; iznajmljivanje predmeta za ličnu/ osobnu upotrebu/uporabu i domaćinstvo/kućanstvo</i>
72	850	711,79	1046,75		<i>Computer and related activities</i>
					<i>Računarske/Računalne i srodne aktivnosti</i>
73	1350	653,35	960,81		<i>Research and development</i>
					<i>Istraživanje i razvoj</i>
74	7714	591,97	870,54		<i>Other business activities</i>
					<i>Ostale poslovne djelatnosti</i>
<b>L</b>	<b>47024</b>	<b>795,24</b>	<b>1169,47</b>		<i>Public administration and defence; compulsory social security</i>
					<i>Javna uprava i odbrana/odbrana; obavez./obvezno socij.osiguranje</i>
75	47024	795,24	1169,47		<i>Public administration and defence; compulsory social security</i>
					<i>Javna uprava i odbrana/odbrana; obavez./obvezno socij.osiguranje</i>
<b>M</b>	<b>34526</b>	<b>613,24</b>	<b>901,82</b>		<i>Education</i>
					<i>Obrazovanje</i>
80	34526	613,24	901,82		<i>Education</i>
					<i>Obrazovanje</i>
<b>N</b>	<b>27970</b>	<b>686,16</b>	<b>1009,06</b>		<i>Health and social welfare</i>
					<i>Zdrastvena i socijalna zaštita/skrb</i>
85	27970	686,15	1009,04		<i>Health and social welfare</i>
					<i>Zdrastvena i socijalna zaštita/skrb</i>
<b>O</b>	<b>14206</b>	<b>623,49</b>	<b>916,90</b>		<i>Other community, social and personal service activities</i>
					<i>Ostale javne, društvene, socijalne i lične/osobne uslužne djelatnosti</i>
90	3237	554,50	815,44		<i>Sewage and refuse disposal, sanitation and similar activities</i>
					<i>Uklanjanje otpadnih voda, odvoz smeća i slične djelatnosti</i>
91	851	879,93	1294,01		<i>Activities of membership organizations n.e.c.</i>
					<i>Djelatnost organizacija na bazi učlanjenja, d.n.</i>
92	5579	617,98	908,79		<i>Recreational, cultural and sporting activities</i>
					<i>Rekreativne, kulturne i sportske/ športske djelatnosti</i>
93	4539	693,21	1019,43		<i>Other service activities</i>
					<i>Ostale uslužne djelatnosti</i>
<b>P</b>	<b>75</b>	-	-		<i>Private households with employed persons</i>
					<i>Privatna domaćinstva sa zaposlenim osobama</i>
95	75	-	-		<i>Private households with employed persons</i>
					<i>Privatna domaćinstva sa zaposlenim osobama</i>
<b>Q</b>	<b>1140</b>	-	-		<i>Extra-teritorijal organizations bodies</i>
					<i>Eksteritorijalne organizacije i tijela</i>
99	1140	-	-		<i>Extra-teritorijal organizations bodies</i>
					<i>Eksteritorijalne organizacije i tijela</i>
<b>00</b>	<b>1904</b>	-	-		<i>Unclassified according to activities SKD</i>
					<i>Neraspoređeno po djelatnostima SKD</i>

**1. FEDERACIJA BOSNE I HERCEGOVINE**  
*FEDERATION OF BOSNIA AND HERZEGOVINA*

**1.5 ZAPOSLENI PREMA STEPENU/STUPNJU STRUČNOG**  
*EMPLOYED ACCORDING TO PROFESSIONAL*

		UKUPNO <i>TOTAL</i>	V S S <i>University</i>			VŠS <i>Higher</i>	
			svoga <i>all</i>	doktori <i>doctors</i>	magistri <i>masters</i>		
<b>UKUPNO</b>		svoga	<b>328777</b>	<b>44419</b>	<b>1072</b>	<b>1221</b>	<b>26435</b>
		žene	<b>125214</b>	<b>21108</b>	<b>297</b>	<b>469</b>	<b>14757</b>
<b>A</b>	<b>Poljoprivreda, lov i šumarstvo</b>	svoga	<b>8016</b>	<b>619</b>	<b>2</b>	<b>8</b>	<b>181</b>
		žene	<b>1547</b>	<b>202</b>	<b>-</b>	<b>1</b>	<b>100</b>
	<b>01 Poljoprivreda, lov i odgovarajuće uslužne djelatnosti</b>	svoga	2171	191	1	3	78
		žene	762	55	-	1	51
	<b>02 Šumarstvo i šumarske usluge</b>	svoga	5845	428	1	5	103
		žene	785	147	-	-	49
<b>B</b>	<b>Ribarstvo</b>	svoga	<b>134</b>	<b>13</b>	<b>-</b>	<b>-</b>	<b>3</b>
		žene	<b>36</b>	<b>5</b>	<b>-</b>	<b>-</b>	<b>1</b>
	<b>05 Ribarstvo, mrijestilišta i ribnjaci; usluge u ribarstvu</b>	svoga	134	13	-	-	3
		žene	36	5	-	-	1
<b>C</b>	<b>Rudarstvo</b>	svoga	<b>16235</b>	<b>777</b>	<b>6</b>	<b>37</b>	<b>241</b>
		žene	<b>1574</b>	<b>177</b>	<b>-</b>	<b>3</b>	<b>88</b>
	<b>10 Vađenje uglja / ugljena i treseta</b>	svoga	13382	633	5	30	172
		žene	1172	158	-	3	50
	<b>11 Vađenje sirove nafte i zemnog gasa; uslužne djelatnosti vezane za vađenje nafte i gasa, osim istraživačkih radova</b>	svoga	-	-	-	-	-
		žene	-	-	-	-	-
	<b>12 Vađenje ruda urana i torijuma</b>	svoga	-	-	-	-	-
		žene	-	-	-	-	-
	<b>13 Vađenje ruda metala</b>	svoga	441	17	-	-	8
		žene	38	1	-	-	1
	<b>14 Vađenje ostalih ruda i kamena</b>	svoga	2412	127	1	7	61
		žene	364	18	-	-	37
<b>D</b>	<b>Prerađivačka industrija</b>	svoga	<b>78528</b>	<b>3963</b>	<b>27</b>	<b>46</b>	<b>1920</b>
		žene	<b>26641</b>	<b>1407</b>	<b>1</b>	<b>7</b>	<b>714</b>
	<b>15 Proizvodnja hrane i pića</b>	svoga	10922	653	2	13	334
		žene	3962	276	-	4	140
	<b>16 Proizvodnja duhanskih proizvoda</b>	svoga	988	108	-	3	63
		žene	440	35	-	-	37
	<b>17 Proizvodnja tekstila</b>	svoga	4630	76	-	-	120
		žene	3117	22	-	-	53

**OBRAZOVANJA I DJELATNOSTIMA, MART/OŽUJAK 2006.**  
**QUALIFICATIONS AND ACTIVITIES, MARCH 2006.**

<b>SSS</b> <i>Secondary</i>	<b>NSS</b> <i>Elementary</i>	<b>VKV</b> <i>Highly skilled</i>	<b>KV</b> <i>Skilled</i>	<b>PKV</b> <i>Semi-skilled</i>	<b>NKV</b> <i>Unskilled</i>		
<b>118248</b>	<b>12871</b>	<b>17128</b>	<b>70520</b>	<b>13050</b>	<b>26106</b>	<i>all</i>	<i>TOTAL</i>
<b>55290</b>	<b>6949</b>	<b>984</b>	<b>12015</b>	<b>4049</b>	<b>10062</b>	<i>women</i>	
<b>2649</b>	<b>589</b>	<b>120</b>	<b>2077</b>	<b>570</b>	<b>1211</b>	<i>all</i>	<i>Agriculture, hunting and forestry</i>
<b>745</b>	<b>108</b>	<b>4</b>	<b>136</b>	<b>21</b>	<b>231</b>	<i>women</i>	
763	174	28	591	36	310	<i>all</i>	<i>Agriculture, hunting and</i>
341	87	4	112	11	101	<i>women</i>	<i>corresponding service</i>
1886	415	92	1486	534	901	<i>all</i>	<i>Forestry and corresponding</i>
404	21	-	24	10	130	<i>women</i>	<i>service</i>
<b>69</b>	<b>23</b>	<b>1</b>	<b>8</b>	<b>13</b>	<b>4</b>	<i>all</i>	<i>Fishing</i>
<b>26</b>	<b>-</b>	<b>-</b>	<b>1</b>	<b>2</b>	<b>1</b>	<i>women</i>	
69	23	1	8	13	4	<i>all</i>	<i>Fishing, operation of fish</i>
26	-	-	1	2	1	<i>women</i>	<i>hatcheries and fish farms;</i> <i>service incidental to fishing</i>
<b>3310</b>	<b>174</b>	<b>1635</b>	<b>6741</b>	<b>1069</b>	<b>2288</b>	<i>all</i>	<i>Mining</i>
<b>903</b>	<b>24</b>	<b>30</b>	<b>150</b>	<b>52</b>	<b>150</b>	<i>women</i>	
2647	58	1356	5630	888	1998	<i>all</i>	<i>Mining of coal and peat</i>
684	14	6	102	40	118	<i>women</i>	
-	-	-	-	-	-	<i>all</i>	<i>Extraction of crude petroleum</i>
-	-	-	-	-	-	<i>women</i>	<i>and natural gas</i>
-	-	-	-	-	-	<i>all</i>	<i>Mining of uranium and thorium</i>
-	-	-	-	-	-	<i>women</i>	
88	31	8	212	26	51	<i>all</i>	<i>Mining of metal ore</i>
25	4	-	1	4	2	<i>women</i>	
575	85	271	899	155	239	<i>all</i>	<i>Other mining and quarrying</i>
194	6	24	47	8	30	<i>women</i>	
<b>22323</b>	<b>3405</b>	<b>5096</b>	<b>25902</b>	<b>6347</b>	<b>9572</b>	<i>all</i>	<i>Manufacturing</i>
<b>9169</b>	<b>1590</b>	<b>271</b>	<b>6493</b>	<b>3024</b>	<b>3973</b>	<i>women</i>	
4128	410	290	2842	383	1882	<i>all</i>	<i>Manufacture of food and</i>
1657	199	48	729	145	768	<i>women</i>	<i>beverages</i>
283	29	89	161	134	121	<i>all</i>	<i>Manufacture of tobacco products</i>
130	17	-	52	90	79	<i>women</i>	
1086	553	40	1846	207	702	<i>all</i>	<i>Manufacture of textiles</i>
703	421	20	1207	179	512	<i>women</i>	

**1. FEDERACIJA BOSNE I HERCEGOVINE**  
**FEDERATION OF BOSNIA AND HERZEGOVINA**

**1.5 ZAPOSLENI PREMA STEPENU/STUPNJU STRUČNOG**  
**EMPLOYED ACCORDING TO PROFESSIONAL**

		UKUPNO TOTAL	V S S University			VŠS Higher
			svega all	doktori doctors	magistri masters	
18 Proizvodnja odjeće; dorada i bojenje krzna	svega	6650	105	-	-	204
	žene	4605	33	-	-	89
19 Prerada kože, izrada galanterije i obuće	svega	6015	56	-	-	68
	žene	4003	16	-	-	24
20 Prerada drveta/drva i proizvodnja proizvoda od drveta/drva osim namještaja	svega	8137	174	5	4	144
	žene	1765	65	-	-	49
21 Proizvodnja celuloze, papira i proizvoda od papira	svega	846	50	10	3	15
	žene	265	22	-	1	7
22 Izdavačka i štamparska/tiskarska djelatnost	svega	1992	265	2	-	113
	žene	849	129	1	-	26
23 Proizvodnja koksa, naftnih derivata i nuklearnog goriva	svega	1178	73	-	1	22
	žene	209	24	-	-	4
24 Proizvodnja hemikalija/kemikalija i hemijskih / kemijskih proizvoda	svega	3712	474	-	2	85
	žene	1132	215	-	-	31
25 Proizvodnja proizvoda od gume i plastičnih masa	svega	1828	80	-	1	53
	žene	402	20	-	-	15
26 Proizvodnja ostalih nemetalnih mineralnih proizvoda	svega	4296	221	1	2	103
	žene	595	70	-	-	45
27 Proizvodnja metala	svega	3647	280	4	7	86
	žene	552	120	-	1	38
28 Proizvodnja proizvoda od metala, osim mašina/strojeva i opreme	svega	9506	494	-	1	200
	žene	1487	148	-	-	76
29 Proizvodnja mašina/strojeva i uređaja d. n.	svega	3978	248	-	3	116
	žene	678	44	-	-	26
30 Proizvodnja kancelarijskih mašina/strojeva i računara/računala	svega	334	95	-	1	18
	žene	95	37	-	-	5
31 Proizvodnja električnih mašina/strojeva i aparata, d. n.	svega	1187	102	1	-	42
	žene	269	14	-	-	9
32 Proizvodnja radiotelevizijskih i komunikacijskih aparata i opreme	svega	157	20	-	-	9
	žene	39	6	-	-	4
33 Proizvodnja medicinsk.preciznih, optičkih instrumenata, satova	svega	389	28	-	1	7
	žene	247	7	-	-	3

**OBRAZOVANJA I DJELATNOSTIMA, MART/OŽUJAK 2006.**  
**QUALIFICATIONS AND ACTIVITIES, MARCH 2006.**

**nastavak**  
*continued*

<b>SSS</b> <i>Secondary</i>	<b>NSS</b> <i>Elementary</i>	<b>VKV</b> <i>Highly skilled</i>	<b>KV</b> <i>Skilled</i>	<b>PKV</b> <i>Semi-skilled</i>	<b>NKV</b> <i>Unskilled</i>		
1545	302	117	2352	963	1062	<i>all</i>	<i>Manufacture of clothing;</i>
1036	210	31	1564	822	820	<i>women</i>	<i>dressing and dyeing of fur</i>
1349	257	134	2403	1121	627	<i>all</i>	<i>Processing of leather,</i>
956	156	63	1529	798	461	<i>women</i>	<i>manufacture of haberdashery and footwear</i>
2322	565	209	2582	582	1559	<i>all</i>	<i>Processing of wood and</i>
693	126	1	343	129	359	<i>women</i>	<i>manufacture of wood products except furniture</i>
147	14	134	279	87	120	<i>all</i>	<i>Manufacture of pulp, paper and</i>
88	4	4	62	29	49	<i>women</i>	<i>paper products</i>
961	82	78	365	38	90	<i>all</i>	<i>Publishing, printing and</i>
470	44	17	93	17	53	<i>women</i>	<i>reproduction of recorded media</i>
309	15	205	318	99	137	<i>all</i>	<i>Manufacture of coke, refined</i>
103	8	14	12	4	40	<i>women</i>	<i>petroleum products and nuclear fuel</i>
1064	54	370	858	441	366	<i>all</i>	<i>Manufacture of chemicals</i>
407	19	2	162	183	113	<i>women</i>	<i>and chemical products</i>
993	61	72	461	23	85	<i>all</i>	<i>Manufacture of rubber and</i>
282	17	1	52	0	15	<i>women</i>	<i>plastic products</i>
1191	171	286	1407	404	513	<i>all</i>	<i>Manufacture of other non-metallic</i>
269	43	6	66	27	69	<i>women</i>	<i>mineral products</i>
904	43	389	1258	267	420	<i>all</i>	<i>Manufacture of basic metals</i>
239	22	11	54	20	48	<i>women</i>	
2085	165	1371	3860	839	492	<i>all</i>	<i>Manufacture of metal products</i>
737	72	8	121	236	89	<i>women</i>	<i>except machine and equipment</i>
735	48	785	1537	135	374	<i>all</i>	<i>Manufacture of machinery and</i>
297	30	20	85	44	132	<i>women</i>	<i>equipment, n.e.c.</i>
200	7	5	8	-	1	<i>all</i>	<i>Manufacture of office</i>
48	3	-	1	-	1	<i>women</i>	<i>equipment and computers</i>
287	9	132	394	43	178	<i>all</i>	<i>Manufacture of electrical</i>
101	3	2	39	29	72	<i>women</i>	<i>machinery and apparatus n.e.c.</i>
35	13	31	37	6	6	<i>all</i>	<i>Manufacture of radio TV and</i>
18	4	-	2	3	2	<i>women</i>	<i>communication equipment and apparatus</i>
174	5	45	34	-	96	<i>all</i>	<i>Manufacture of medical, precision</i>
124	4	13	1	-	95	<i>women</i>	<i>and optical instruments, watches</i>

1. FEDERACIJA BOSNE I HERCEGOVINE  
FEDERATION OF BOSNIA AND HERZEGOVINA

1.5 ZAPOSLENI PREMA STEPENU/STUPNJU STRUČNOG  
EMPLOYED ACCORDING TO PROFESSIONAL

		UKUPNO TOTAL	V S S University			VŠS Higher	
			svega all	doktori doctors	magistri masters		
34	Proizvodnja motornih vozila, prikolica i poluprikolica	svega	2226	180	-	2	34
		žene	616	51	-	-	10
35	Proizvodnja ostalih prijevoznih sredstava	svega	980	46	-	-	13
		žene	168	14	-	-	1
36	Proizvodnja namještaja, prerađivačka industrija, d.n.	svega	4482	121	1	2	55
		žene	1078	36	-	1	14
37	Reciklaža	svega	448	14	1	-	16
		žene	68	3	-	-	8
E	Snabdjevanje/opskrba električ. energijom, gasom/plinom i vodom	svega	<b>14667</b>	<b>1656</b>	<b>7</b>	<b>36</b>	<b>659</b>
		žene	<b>2940</b>	<b>527</b>	-	<b>12</b>	<b>238</b>
40	Snabdjevanje / opskrba elektr. energijom, gasom/plinom, parom i toplom vodom	svega	9876	1337	7	32	458
		žene	2076	398	-	11	155
41	Sakupljanje, prečišćavanje i distribucija vode	svega	4791	319	-	4	201
		žene	864	129	-	1	83
F	Građevinarstvo	svega	<b>21480</b>	<b>1000</b>	-	<b>5</b>	<b>582</b>
		žene	<b>2852</b>	<b>346</b>	-	<b>1</b>	<b>217</b>
45	Građevinarstvo	svega	21480	1000	-	5	582
		žene	2852	346	-	1	217
G	Trgovina na veliko i malo; popravak motornih vozila i motocikla, te predmeta za ličnu/osobnu upotr./ uporabu i domać./kućanstvo	svega	<b>37510</b>	<b>2250</b>	<b>2</b>	<b>37</b>	<b>1237</b>
		žene	<b>15054</b>	<b>960</b>	-	<b>26</b>	<b>548</b>
50	Trgovina motornim vozilima i motociklima, održavanje i popravak motornih vozila i motocikla; trgovina na malo gorivima	svega	6554	451	-	3	239
		žene	1368	108	-	-	75
51	Trgovina na veliko i posredovanje u trgovini, osim trgovine motornim vozilima i motociklima	svega	18074	1107	2	13	638
		žene	7289	448	-	9	313
52	Trgovina na malo, osim trgovine motornim vozilima i motociklima; popravak predmeta za ličnu /osobnu upotrebu/uporabu i domaćinstva/kućanstva	svega	12882	692	-	21	360
		žene	6397	404	-	17	160
H	Ugostiteljstvo	svega	<b>4431</b>	<b>140</b>	-	<b>1</b>	<b>147</b>
		žene	<b>1719</b>	<b>62</b>	-	-	<b>45</b>
55	Ugostiteljstvo	svega	4431	140	-	1	147
		žene	1719	62	-	-	45

**OBRAZOVANJA I DJELATNOSTIMA, MART/OŽUJAK 2006.**  
**QUALIFICATIONS AND ACTIVITIES, MARCH 2006.**

**nastavak**  
*continued*

<b>SSS</b> <i>Secondary</i>	<b>NSS</b> <i>Elementary</i>	<b>VKV</b> <i>Highly skilled</i>	<b>KV</b> <i>Skilled</i>	<b>PKV</b> <i>Semi-skilled</i>	<b>NKV</b> <i>Unskilled</i>		
443	187	121	937	207	117	<i>all</i>	<i>Manufacture of motor vehicles, trailers, semi-trailers</i>
179	98	3	70	156	49	<i>women</i>	
313	7	82	435	48	36	<i>all</i>	<i>Manufacture of other means of transportation</i>
116	-	-	16	13	8	<i>women</i>	
1628	377	91	1387	304	519	<i>all</i>	<i>Manufacture of furniture, manufacturing n.e.c.</i>
480	82	5	229	100	132	<i>women</i>	
141	31	20	141	16	69	<i>all</i>	<i>Recycling</i>
36	8	2	4	-	7	<i>women</i>	
<b>3831</b>	<b>280</b>	<b>2761</b>	<b>3587</b>	<b>657</b>	<b>1236</b>	<i>all</i>	<i>Electricity, gas and water supply</i>
<b>1599</b>	<b>77</b>	<b>16</b>	<b>189</b>	<b>141</b>	<b>153</b>	<i>women</i>	
2687	87	2404	2103	446	354	<i>all</i>	<i>Electricity, gas, steam and hot water supply</i>
1116	32	16	142	128	89	<i>women</i>	
1144	193	357	1484	211	882	<i>all</i>	<i>Gathering, refining and distribution of water</i>
483	45	-	47	13	64	<i>women</i>	
<b>5551</b>	<b>929</b>	<b>1766</b>	<b>7621</b>	<b>1584</b>	<b>2447</b>	<i>all</i>	<i>Construction</i>
<b>1745</b>	<b>159</b>	<b>26</b>	<b>164</b>	<b>26</b>	<b>169</b>	<i>women</i>	
5551	929	1766	7621	1584	2447	<i>all</i>	<i>Construction</i>
1745	159	26	164	26	169	<i>women</i>	
<b>21911</b>	<b>1166</b>	<b>1119</b>	<b>8074</b>	<b>479</b>	<b>1274</b>	<i>all</i>	<i>Wholesale and retail trade; motorcycles and personal and household goods</i>
<b>9925</b>	<b>457</b>	<b>222</b>	<b>2505</b>	<b>36</b>	<b>401</b>	<i>women</i>	
3182	166	341	1932	38	205	<i>all</i>	<i>Sale, maintenance and repair of and motorcycles; retail sale of automotive fuel</i>
941	38	4	128	6	68	<i>women</i>	
10908	557	426	3424	369	645	<i>all</i>	<i>Wholesale trade and commission trade, except of motor vehicles and motorcycles</i>
4872	198	70	1166	18	204	<i>women</i>	
7821	443	352	2718	72	424	<i>all</i>	<i>Retail trade, except of motor vehicles and motorcycles; repair of personal and household goods</i>
4112	221	148	1211	12	129	<i>women</i>	
<b>1592</b>	<b>279</b>	<b>407</b>	<b>1350</b>	<b>62</b>	<b>454</b>	<i>all</i>	<i>Catering trades</i>
<b>697</b>	<b>164</b>	<b>74</b>	<b>413</b>	<b>31</b>	<b>233</b>	<i>women</i>	
1592	279	407	1350	62	454	<i>all</i>	<i>Catering trades</i>
697	164	74	413	31	233	<i>women</i>	

**1. FEDERACIJA BOSNE I HERCEGOVINE**  
*FEDERATION OF BOSNIA AND HERZEGOVINA*

**1.5 ZAPOSLENI PREMA STEPENU/STUPNJU STRUČNOG**  
*EMPLOYED ACCORDING TO PROFESSIONAL*

			UKUPNO <i>TOTAL</i>	V S S <i>University</i>			VŠS <i>Higher</i>
				svega <i>all</i>	doktori <i>doctors</i>	magistri <i>masters</i>	
<b>I</b>	Saobraćaj/Promet, skladišt. i veze	svega	<b>24380</b>	<b>1903</b>	<b>4</b>	<b>20</b>	<b>1477</b>
		žene	<b>6002</b>	<b>715</b>	-	<b>2</b>	<b>591</b>
60	Kopneni prijevoz; cjevovodni trans.	svega	14154	557	3	4	416
		žene	2514	219	-	-	137
61	Pomorski i riječni prijevoz	svega	-	-	-	-	-
		žene	-	-	-	-	-
62	Zračni prijevoz	svega	103	18	-	-	15
		žene	41	5	-	-	2
63	Prateće i pomoćne djelatnosti u prijevozu; djelat. putničkih agencija	svega	1698	152	-	2	134
		žene	615	53	-	1	46
64	Poštanske aktivnosti i telekomunikacije	svega	8425	1176	1	14	912
		žene	2832	438	-	1	406
<b>J</b>	Finans./Financijsko posredovanje	svega	<b>8092</b>	<b>2780</b>	<b>9</b>	<b>38</b>	<b>764</b>
		žene	<b>5008</b>	<b>1602</b>	-	<b>15</b>	<b>470</b>
65	Finans./Financijsko posredovanje, osim osiguranja i penzijskih /mirovinskih fondova	svega	6458	2341	7	32	591
		žene	4161	1391	-	13	405
66	Osiguranje i penzijski/mirovinski fondovi, osim obavezn./obveznog socijalnog osiguranja	svega	1604	416	1	5	171
		žene	829	197	-	2	65
67	Pomoćne djelatnosti u finansijsk. /financijskom posredovanju	svega	30	23	1	1	2
		žene	18	14	-	-	-
<b>K</b>	Poslovanje nekretninama, iznajmljivanje i poslovne usluge	svega	<b>8357</b>	<b>1892</b>	<b>38</b>	<b>87</b>	<b>514</b>
		žene	<b>3247</b>	<b>760</b>	<b>7</b>	<b>23</b>	<b>247</b>
70	Poslovanje nekretninama	svega	573	68	-	1	27
		žene	215	25	-	-	12
71	Iznajmljivanje mašina/strojeva i opreme, bez rukovaoca; iznajmljivanje predmeta za ličnu/ osobnu upotrebu/uporabu i domaćinstvo/kućanstvo	svega	36	5	-	-	2
		žene	10	-	-	-	1
72	Računarske/Računalne i srodne aktivnosti	svega	514	152	-	10	23
		žene	189	50	-	4	11
73	Istraživanje i razvoj	svega	1190	360	29	41	55
		žene	449	152	6	13	25
74	Ostale poslovne djelatnosti	svega	6044	1307	9	35	407
		žene	2384	533	1	6	198

**OBRAZOVANJA I DJELATNOSTIMA, MART/OŽUJAK 2006.**  
**QUALIFICATIONS AND ACTIVITIES, MARCH 2006.**

**nastavak**  
*continued*

<b>SSS</b> <i>Secondary</i>	<b>NSS</b> <i>Elementary</i>	<b>VKV</b> <i>Highly skilled</i>	<b>KV</b> <i>Skilled</i>	<b>PKV</b> <i>Semi-skilled</i>	<b>NKV</b> <i>Unskilled</i>		
<b>8992</b>	<b>1028</b>	<b>1865</b>	<b>6993</b>	<b>970</b>	<b>1152</b>	<i>all</i>	<i>Transport, storage and communication</i>
<b>3453</b>	<b>436</b>	<b>67</b>	<b>340</b>	<b>58</b>	<b>342</b>	<i>women</i>	
4663	437	981	5433	885	782	<i>all</i>	<i>Land transport, transport via pipelines</i>
1471	192	22	168	42	263	<i>women</i>	
-	-	-	-	-	-	<i>all</i>	<i>Water transport</i>
-	-	-	-	-	-	<i>women</i>	
55	2	3	8	1	1	<i>all</i>	<i>Air transport</i>
31	1	-	1	-	1	<i>women</i>	
992	61	59	227	15	58	<i>all</i>	<i>Supporting and auxiliary transport activities; activit. of travel agencies</i>
416	35	3	38	7	17	<i>women</i>	
3282	528	822	1325	69	311	<i>all</i>	<i>Post and telecommunitacions</i>
1535	208	42	133	9	61	<i>women</i>	
<b>4218</b>	<b>96</b>	<b>36</b>	<b>135</b>	<b>21</b>	<b>42</b>	<i>all</i>	<i>Finacial intermediation</i>
<b>2751</b>	<b>72</b>	<b>8</b>	<b>55</b>	<b>12</b>	<b>38</b>	<i>women</i>	
3311	49	25	87	21	33	<i>all</i>	<i>Finacial intermediation, except insurance and pension funding</i>
2251	39	3	31	12	29	<i>women</i>	
903	46	11	48	-	9	<i>all</i>	<i>Insurance and pension funding, except compulsory social security</i>
497	32	5	24	-	9	<i>women</i>	
4	1	-	-	-	-	<i>all</i>	<i>Activities auxiliary to financial intermediation</i>
3	1	-	-	-	-	<i>women</i>	
<b>3858</b>	<b>484</b>	<b>284</b>	<b>998</b>	<b>79</b>	<b>248</b>	<i>all</i>	<i>Real estate, renting and business activities</i>
<b>1575</b>	<b>364</b>	<b>19</b>	<b>147</b>	<b>26</b>	<b>109</b>	<i>women</i>	
194	86	20	101	17	60	<i>all</i>	<i>Real estate activities</i>
89	54	-	5	5	25	<i>women</i>	
23	1	-	3	-	2	<i>all</i>	<i>Renting of machinery and equipment without operator and of personal and household goods</i>
6	1	-	-	-	2	<i>women</i>	
246	13	14	35	4	27	<i>all</i>	<i>Computer and related activities</i>
95	10	-	5	-	18	<i>women</i>	
320	37	82	293	-	43	<i>all</i>	<i>Research and development</i>
161	24	6	61	-	20	<i>women</i>	
3075	347	168	566	58	116	<i>all</i>	<i>Other business activites</i>
1224	275	13	76	21	44	<i>women</i>	

**1. FEDERACIJA BOSNE I HERCEGOVINE**  
*FEDERATION OF BOSNIA AND HERZEGOVINA*

**1.5 ZAPOSLENI PREMA STEPENU/STUPNJU STRUČNOG**  
*EMPLOYED ACCORDING TO PROFESSIONAL*

			UKUPNO <i>TOTAL</i>	V S S <i>University</i>			VŠS <i>Higher</i>
				svega <i>all</i>	doktori <i>doctors</i>	magistri <i>masters</i>	
L	Javna uprava i odbrana/obrana; obavez./obvezno socij.osiguranje	svega	<b>35593</b>	<b>8808</b>	<b>20</b>	<b>101</b>	<b>3733</b>
		žene	<b>14603</b>	<b>4127</b>	<b>1</b>	<b>18</b>	<b>1497</b>
75	Javna uprava i odbrana/obrana; obavez./obvezno socij.osiguranje	svega	35593	8808	20	101	3733
		žene	14603	4127	1	18	1497
M	Obrazovanje	svega	<b>34679</b>	<b>11445</b>	<b>725</b>	<b>499</b>	<b>12519</b>
		žene	<b>21643</b>	<b>6337</b>	<b>192</b>	<b>211</b>	<b>8341</b>
80	Obrazovanje	svega	34679	11445	725	499	12519
		žene	21643	6337	192	211	8341
N	Zdrastvena i socijalna zaštita/skrb	svega	<b>27163</b>	<b>5713</b>	<b>225</b>	<b>268</b>	<b>2017</b>
		žene	<b>18772</b>	<b>3153</b>	<b>96</b>	<b>140</b>	<b>1409</b>
85	Zdrastvena i socijalna zaštita/skrb	svega	27163	5713	225	268	2017
		žene	18772	3153	96	140	1409
O	Ostale javne, društvene, socijalne i lične/osobne uslužne djelatnosti	svega	<b>9512</b>	<b>1460</b>	<b>7</b>	<b>38</b>	<b>441</b>
		žene	<b>3576</b>	<b>728</b>	-	<b>10</b>	<b>251</b>
90	Uklanjanje otpadnih voda, odvoz smeća i slične djelatnosti	svega	3036	91	-	-	68
		žene	388	34	-	-	33
91	Djelatnost organizacija na bazi učlanjenja, d.n.	svega	860	361	4	16	62
		žene	366	133	-	1	35
92	Rekreativne, kulturne i sportske/ športske djelatnosti	svega	5201	991	3	22	302
		žene	2651	557	-	9	178
93	Ostale uslužne djelatnosti	svega	415	17	-	-	9
		žene	171	4	-	-	5

**OBRAZOVANJA I DJELATNOSTIMA, MART/OŽUJAK 2006.**  
**QUALIFICATIONS AND ACTIVITIES, MARCH 2006.**

**nastavak**  
*continued*

<b>SSS</b> <i>Secondary</i>	<b>NSS</b> <i>Elementary</i>	<b>VKV</b> <i>Highly skilled</i>	<b>KV</b> <i>Skilled</i>	<b>PKV</b> <i>Semi-skilled</i>	<b>NKV</b> <i>Unskilled</i>		
<b>17792</b>	<b>1045</b>	<b>508</b>	<b>2931</b>	<b>164</b>	<b>612</b>	<i>all</i>	<i>Public administration and defence;</i>
<b>7102</b>	<b>834</b>	<b>22</b>	<b>397</b>	<b>131</b>	<b>493</b>	<i>women</i>	<i>compulsory social security</i>
17792	1045	508	2931	164	612	<i>all</i>	<i>Public administration and defence;</i>
7102	834	22	397	131	493	<i>women</i>	<i>compulsory social security</i>
<b>4961</b>	<b>1429</b>	<b>733</b>	<b>994</b>	<b>166</b>	<b>2432</b>	<i>all</i>	<i>Education</i>
<b>3206</b>	<b>1185</b>	<b>140</b>	<b>306</b>	<b>103</b>	<b>2025</b>	<i>women</i>	
4961	1429	733	994	166	2432	<i>all</i>	<i>Education</i>
3206	1185	140	306	103	2025	<i>women</i>	
<b>13347</b>	<b>1482</b>	<b>463</b>	<b>1589</b>	<b>582</b>	<b>1970</b>	<i>all</i>	<i>Health and social welfare</i>
<b>10471</b>	<b>1199</b>	<b>58</b>	<b>532</b>	<b>343</b>	<b>1607</b>	<i>women</i>	
13347	1482	463	1589	582	1970	<i>all</i>	<i>Health and social welfare</i>
10471	1199	58	532	343	1607	<i>women</i>	
<b>3844</b>	<b>462</b>	<b>334</b>	<b>1520</b>	<b>287</b>	<b>1164</b>	<i>all</i>	<i>Other community, social and</i>
<b>1923</b>	<b>280</b>	<b>27</b>	<b>187</b>	<b>43</b>	<b>137</b>	<i>women</i>	<i>personal service activities</i>
475	74	152	943	214	1019	<i>all</i>	<i>Sewage and refuse disposal,</i>
197	13	5	19	24	63	<i>women</i>	<i>sanitation and similar activities</i>
311	84	18	17	3	4	<i>all</i>	<i>Activities of membership</i>
130	53	6	4	1	4	<i>women</i>	<i>organizations n.e.c.</i>
2873	300	105	501	24	105	<i>all</i>	<i>Recreational, cultural and</i>
1460	212	15	154	8	67	<i>women</i>	<i>sporting activities</i>
185	4	59	59	46	36	<i>all</i>	<i>Other service activities</i>
136	2	1	10	10	3	<i>women</i>	

**1. FEDERACIJA BOSNE I HERCEGOVINE**  
*FEDERATION OF BOSNIA AND HERZEGOVINA*

**1.6 ZAPOSLENI PREMA INTERVALIMA STAROSTI**  
*EMPLOYED ACCORDING TO AGE*

		UKUPNO TOTAL	do 19 to 19	20-24	25-29	30-34	35-39
<b>UKUPNO</b>	svoga	<b>328777</b>	<b>510</b>	<b>13052</b>	<b>33605</b>	<b>42154</b>	<b>48173</b>
	žene	<b>125214</b>	<b>154</b>	<b>5233</b>	<b>13985</b>	<b>16804</b>	<b>17955</b>
<b>A Poljoprivreda, lov i šumarstvo</b>	svoga	<b>8016</b>	<b>13</b>	<b>197</b>	<b>524</b>	<b>754</b>	<b>1215</b>
	žene	<b>1547</b>	<b>2</b>	<b>30</b>	<b>97</b>	<b>129</b>	<b>225</b>
O1 Poljoprivreda, lov i odgovarajuće uslužne djelatnosti	svoga	2171	9	50	159	187	346
	žene	762	2	18	65	72	91
O2 Šumarstvo i šumarske usluge	svoga	5845	4	147	365	567	869
	žene	785	-	12	32	57	134
<b>B Ribarstvo</b>	svoga	<b>134</b>	<b>1</b>	<b>4</b>	<b>15</b>	<b>19</b>	<b>20</b>
	žene	<b>36</b>	<b>-</b>	<b>-</b>	<b>5</b>	<b>2</b>	<b>9</b>
O5 Ribarstvo, mrijestilišta i ribnjaci; usluge u ribarstvu	svoga	134	1	4	15	19	20
	žene	36	-	-	5	2	9
<b>C Rudarstvo</b>	svoga	<b>16235</b>	<b>56</b>	<b>438</b>	<b>1069</b>	<b>1993</b>	<b>2080</b>
	žene	<b>1574</b>	<b>-</b>	<b>40</b>	<b>82</b>	<b>152</b>	<b>208</b>
10 Vađenje uglja / ugljena i treseta	svoga	13382	54	323	847	1696	1687
	žene	1172	-	14	44	105	172
11 Vađenje sirove nafte i zemnog gasa; uslužne djelatnosti vezane za vađenje nafte i gasa, osim istraživačkih radova	svoga	-	-	-	-	-	-
	žene	-	-	-	-	-	-
12 Vađenje ruda urana i torijuma	svoga	-	-	-	-	-	-
	žene	-	-	-	-	-	-
13 Vađenje ruda metala	svoga	441	-	4	8	35	41
	žene	38	-	-	2	1	2
14 Vađenje ostalih ruda i kamena	svoga	2412	2	111	214	262	352
	žene	364	-	26	36	46	34
<b>D Prerađivačka industrija</b>	svoga	<b>78528</b>	<b>196</b>	<b>4353</b>	<b>8405</b>	<b>8852</b>	<b>10882</b>
	žene	<b>26641</b>	<b>44</b>	<b>1608</b>	<b>3073</b>	<b>3381</b>	<b>3986</b>
15 Proizvodnja hrane i pića	svoga	10922	23	655	1407	1599	1824
	žene	3962	3	238	492	604	642
16 Proizvodnja duhanskih proizvoda	svoga	988	-	1	16	37	109
	žene	440	-	-	3	16	49
17 Proizvodnja tekstila	svoga	4630	1	352	613	501	666
	žene	3117	1	234	440	356	503

**I DJELATNOSTIMA, MART/OŽUJAK 2006.**  
**AND ACTIVITIES, MARCH 2006.**

40-44	45-49	50-54	55-59	60-64	65 i više 65 and over		
<b>58521</b>	<b>56839</b>	<b>42290</b>	<b>24892</b>	<b>7756</b>	<b>985</b>	<i>all</i>	<i>TOTAL</i>
<b>22920</b>	<b>21910</b>	<b>15318</b>	<b>8417</b>	<b>2293</b>	<b>225</b>	<i>women</i>	
<b>1600</b>	<b>1571</b>	<b>1190</b>	<b>734</b>	<b>205</b>	<b>13</b>	<i>all</i>	<i>Agriculture, hunting and forestry</i>
<b>384</b>	<b>370</b>	<b>200</b>	<b>87</b>	<b>20</b>	<b>3</b>	<i>women</i>	
443	416	308	164	82	7	<i>all</i>	<i>Agriculture, hunting and</i>
189	153	110	47	14	1	<i>women</i>	<i>corresponding service</i>
1157	1155	882	570	123	6	<i>all</i>	<i>Forestry and corresponding</i>
195	217	90	40	6	2	<i>women</i>	<i>service</i>
<b>18</b>	<b>26</b>	<b>5</b>	<b>19</b>	<b>6</b>	<b>1</b>	<i>all</i>	<i>Fishing</i>
<b>3</b>	<b>9</b>	<b>3</b>	<b>5</b>	-	-	<i>women</i>	
18	26	5	19	6	1	<i>all</i>	<i>Fishing, operation of fish</i>
3	9	3	5	-	-	<i>women</i>	<i>hatcheries and fish farms; service incidental to fishing</i>
<b>3932</b>	<b>3429</b>	<b>2113</b>	<b>954</b>	<b>166</b>	<b>5</b>	<i>all</i>	<i>Mining</i>
<b>349</b>	<b>391</b>	<b>253</b>	<b>83</b>	<b>16</b>	-	<i>women</i>	
3356	2845	1725	735	110	4	<i>all</i>	<i>Mining of coal and peat</i>
298	292	187	53	7	-	<i>women</i>	
-	-	-	-	-	-	<i>all</i>	<i>Extraction of crude petroleum</i>
-	-	-	-	-	-	<i>women</i>	<i>and natural gas</i>
-	-	-	-	-	-	<i>all</i>	<i>Mining of uranium and thorium</i>
-	-	-	-	-	-	<i>women</i>	
120	96	68	56	12	1	<i>all</i>	<i>Mining of metal ore</i>
11	14	2	6	-	-	<i>women</i>	
456	488	320	163	44	-	<i>all</i>	<i>Other mining and quarrying</i>
40	85	64	24	9	-	<i>women</i>	
<b>14818</b>	<b>14666</b>	<b>10534</b>	<b>4781</b>	<b>955</b>	<b>86</b>	<i>all</i>	<i>Manufacturing</i>
<b>5356</b>	<b>4895</b>	<b>3207</b>	<b>945</b>	<b>128</b>	<b>18</b>	<i>women</i>	
2084	1493	1106	551	158	22	<i>all</i>	<i>Manufacture of food and</i>
886	533	403	139	19	3	<i>women</i>	<i>beverages</i>
220	213	190	135	54	13	<i>all</i>	<i>Manufacture of tobacco products</i>
95	101	99	50	21	6	<i>women</i>	
829	861	569	206	32	-	<i>all</i>	<i>Manufacture of textiles</i>
562	580	365	74	2	-	<i>women</i>	

**1.6 ZAPOSLENI PREMA INTERVALIMA STAROSTI**  
 EMPLOYED ACCORDING TO AGE

		UKUPNO TOTAL	do 19 to 19	20-24	25-29	30-34	35-39
18 Proizvodnja odjeće; dorada i bojenje krzna	svega	6650	20	562	920	950	1041
	žene	4605	18	429	631	613	760
19 Prerada kože, izrada galanterije i obuće	svega	6015	12	388	693	898	1041
	žene	4003	9	261	469	679	721
20 Prerada drveta/drva i proizvodnja proizvoda od drveta/drva osim namještaja	svega	8137	36	527	1006	1050	1205
	žene	1765	4	70	166	236	221
21 Proizvodnja celuloze, papira i proizvoda od papira	svega	846	-	9	29	29	68
	žene	265	-	4	5	11	26
22 Izdavačka i štamparska/tiskarska djelatnost	svega	1992	-	81	234	273	311
	žene	849	-	32	113	126	124
23 Proizvodnja koksa, naftnih derivata i nuklearnog goriva	svega	1178	-	9	31	28	88
	žene	209	-	1	7	10	15
24 Proizvodnja hemikalija/kemikalija i hemijskih / kemijskih proizvoda	svega	3712	5	139	273	265	350
	žene	1132	1	38	105	90	123
25 Proizvodnja proizvoda od gume i plastičnih masa	svega	1828	3	165	272	311	273
	žene	402	1	36	52	67	73
26 Proizvodnja ostalih nemetalnih mineralnih proizvoda	svega	4296	2	139	399	444	642
	žene	595	-	20	52	44	79
27 Proizvodnja metala	svega	3647	3	102	264	265	374
	žene	552	-	2	42	39	75
28 Proizvodnja proizvoda od metala, osim mašina/strojeva i opreme	svega	9506	45	417	646	845	1300
	žene	1487	5	68	120	159	177
29 Proizvodnja mašina/strojeva i uređaja d. n.	svega	3978	7	122	217	189	455
	žene	678	2	14	32	68	145
30 Proizvodnja kancelarijskih mašina/strojeva i računara/računala	svega	334	-	23	84	68	51
	žene	95	-	2	23	23	10
31 Proizvodnja električnih mašina/strojeva i aparata, d. n.	svega	1187	1	58	77	68	105
	žene	269	-	7	14	16	26
32 Proizvodnja radiotelevizijskih i komunikacijskih aparata i opreme	svega	157	-	9	19	11	12
	žene	39	-	-	2	4	2
33 Proizvodnja medicinsk.preciznih, optičkih instrumenata, satova	svega	389	-	28	147	61	43
	žene	247	-	22	129	39	20
34 Proizvodnja motornih vozila, prikolica i poluprikolica	svega	2226	19	211	224	131	158
	žene	616	-	32	47	26	37

**I DJELATNOSTIMA, MART/OŽUJAK 2006.**  
**AND ACTIVITIES, MARCH 2006.**

**nastavak**  
*continued*

40-44	45-49	50-54	55-59	60-64	65 i više 65 and over		
1137	1062	705	227	26	-	all	Manufacture of clothing;
788	793	463	99	11	-	women	dressing and dyeing of fur
1046	965	741	204	24	3	all	Processing of leather,
749	632	409	67	6	1	women	manufacture of haberdashery and footwear
1451	1355	849	547	100	11	all	Processing of wood and
401	385	205	67	6	4	women	manufacture of wood products except furniture
253	219	154	78	7	-	all	Manufacture of pulp, paper and
82	90	33	13	1	-	women	paper products
410	334	210	112	22	5	all	Publishing, printing and
197	128	89	37	1	2	women	reproduction of recorded media
245	341	267	144	25	-	all	Manufacture of coke, refined
39	63	50	22	2	-	women	petroleum products and nuclear fuel
786	812	698	321	57	6	all	Manufacture of chemicals
225	261	188	90	10	1	women	and chemical products
327	200	181	88	8	-	all	Manufacture of rubber and
86	53	30	3	1	-	women	plastic products
793	761	667	348	95	6	all	Manufacture of other non-metallic
136	137	104	19	4	-	women	mineral products
705	986	635	249	61	3	all	Manufacture of basic metals
113	140	99	34	8	-	women	
1933	2148	1490	567	109	6	all	Manufacture of metal products
289	327	222	104	16	-	women	except machine and equipment
913	983	718	330	44	-	all	Manufacture of machinery and
165	137	81	33	1	-	women	equipment, n.e.c.
55	22	18	11	2	-	all	Manufacture of office
19	10	6	2	-	-	women	equipment and computers
186	332	253	97	10	-	all	Manufacture of electrical
43	99	54	9	1	-	women	machinery and apparatus n.e.c.
22	36	28	14	6	-	all	Manufacture of radio TV and
7	19	3	-	2	-	women	communication equipment and apparatus
29	31	29	18	3	-	all	Manufacture of medical, precision
10	11	11	5	-	-	women	and optical instruments, watches and clocks
387	424	474	163	35	-	all	Manufacture of motor vehicles,
127	134	180	22	11	-	women	trailers, semi-trailers

1.6 ZAPOSLENI PREMA INTERVALIMA STAROSTI  
EMPLOYED ACCORDING TO AGE

		UKUPNO TOTAL	do 19 to 19	20-24	25-29	30-34	35-39	
35	Proizvodnja ostalih prijevoznih sredstava	svoga	980	-	75	121	190	138
		žene	168	-	26	31	22	14
36	Proizvodnja namještaja, prerađivačka industrija, d.n.	svoga	4482	18	255	669	598	548
		žene	1078	-	66	94	126	136
37	Reciklaža	svoga	448	1	26	44	41	80
		žene	68	-	6	4	7	8
E	Snabdjevanje/opskrba električ. energijom, gasom/plinom i vodom	svoga	<b>14667</b>	<b>4</b>	<b>220</b>	<b>829</b>	<b>1329</b>	<b>1840</b>
		žene	<b>2940</b>	-	<b>28</b>	<b>161</b>	<b>319</b>	<b>378</b>
40	Snabdjevanje / opskrba elektr. energijom, gasom/plinom, parom i toplom vodom	svoga	9876	1	135	507	814	1228
		žene	2076	-	20	103	219	281
41	Sakupljanje, prečišćavanje i distribucija vode	svoga	4791	3	85	322	515	612
		žene	864	-	8	58	100	97
F	Građevinarstvo	svoga	<b>21480</b>	<b>39</b>	<b>892</b>	<b>2111</b>	<b>2693</b>	<b>3410</b>
		žene	<b>2852</b>	<b>2</b>	<b>124</b>	<b>275</b>	<b>263</b>	<b>363</b>
45	Građevinarstvo	svoga	21480	39	892	2111	2693	3410
		žene	2852	2	124	275	263	363
G	Trgovina na veliko i malo; popravak motornih vozila i motocikla, te predmeta za ličnu/osobnu upotr./ uporabu i domać./kućanstvo	svoga	<b>37510</b>	<b>145</b>	<b>3106</b>	<b>6116</b>	<b>5980</b>	<b>6328</b>
		žene	<b>15054</b>	<b>74</b>	<b>1486</b>	<b>2589</b>	<b>2461</b>	<b>2506</b>
50	Trgovina motornim vozilima i motociklima, održavanje i popravak motornih vozila i motocikla; trgovina na malo gorivima	svoga	6554	14	357	946	1073	1088
		žene	1368	2	68	223	273	186
51	Trgovina na veliko i posredovanje u trgovini, osim trgovine motornim vozilima i motociklima	svoga	18074	72	1671	3000	2996	3450
		žene	7289	29	853	1348	1211	1428
52	Trgovina na malo, osim trgovine motornim vozilima i motociklima; popravak predmeta za ličnu /osobnu upotrebu/uporabu i domaćinstva/kućanstva	svoga	12882	59	1078	2170	1911	1790
		žene	6397	43	565	1018	977	892
H	Ugostiteljstvo	svoga	<b>4431</b>	<b>4</b>	<b>220</b>	<b>390</b>	<b>463</b>	<b>683</b>
		žene	<b>1719</b>	<b>3</b>	<b>88</b>	<b>144</b>	<b>190</b>	<b>242</b>
55	Ugostiteljstvo	svoga	4431	4	220	390	463	683
		žene	1719	3	88	144	190	242
I	Saobraćaj/Promet, skladišt. i veze	svoga	<b>24380</b>	<b>11</b>	<b>524</b>	<b>1783</b>	<b>2676</b>	<b>3650</b>
		žene	<b>6002</b>	-	<b>102</b>	<b>433</b>	<b>735</b>	<b>897</b>
60	Kopneni prijevoz; cjevovodni trans.	svoga	14154	9	342	971	1366	2028
		žene	2514	-	61	182	223	345

**I DJELATNOSTIMA, MART/OŽUJAK 2006.**  
**AND ACTIVITIES, MARCH 2006.**

**nastavak**  
*continued*

40-44	45-49	50-54	55-59	60-64	65 i više 65 and over		
146	147	101	50	12	-	all	Manufacture of other means
35	33	7	-	-	-	women	of transportation
768	865	403	291	59	8	all	Manufacture of furniture,
289	218	95	50	3	1	women	manufacturing n.e.c.
93	76	48	30	6	3	all	Recycling
13	11	11	6	2	-	women	
<b>2832</b>	<b>2944</b>	<b>2496</b>	<b>1678</b>	<b>458</b>	<b>37</b>	all	Electricity, gas and water supply
<b>597</b>	<b>696</b>	<b>463</b>	<b>259</b>	<b>39</b>	<b>0</b>	women	
1905	2081	1761	1157	263	24	all	Electricity, gas, steam and hot
410	490	350	178	25	-	women	water supply
927	863	735	521	195	13	all	Gathering, refining and
187	206	113	81	14	-	women	distribution of water
<b>3453</b>	<b>3739</b>	<b>3023</b>	<b>1726</b>	<b>362</b>	<b>32</b>	all	Construction
<b>636</b>	<b>597</b>	<b>387</b>	<b>165</b>	<b>40</b>	-	women	
3453	3739	3023	1726	362	32	all	Construction
636	597	387	165	40	-	women	
<b>5616</b>	<b>4803</b>	<b>3547</b>	<b>1469</b>	<b>363</b>	<b>37</b>	all	Wholesale and retail trade;
<b>2254</b>	<b>1903</b>	<b>1275</b>	<b>428</b>	<b>72</b>	<b>6</b>	women	motorcycles and personal and household goods
982	870	766	334	120	4	all	Sale, maintenance and repair of
200	231	124	43	18	-	women	and motorcycles; retail sale of automotive fuel
2613	2110	1438	580	130	14	all	Wholesale trade and commission
1017	757	477	148	20	1	women	trade, except of motor vehicles and motorcycles
2021	1823	1343	555	113	19	all	Retail trade, except of motor
1037	915	674	237	34	5	women	vehicles and motorcycles; repair of personal and household goods
<b>870</b>	<b>905</b>	<b>552</b>	<b>266</b>	<b>67</b>	<b>11</b>	all	Catering trades
<b>361</b>	<b>349</b>	<b>251</b>	<b>74</b>	<b>15</b>	<b>2</b>	women	
870	905	552	266	67	11	all	Catering trades
361	349	251	74	15	2	women	
<b>4744</b>	<b>4692</b>	<b>3618</b>	<b>2136</b>	<b>521</b>	<b>25</b>	all	Transport, storage and
<b>1235</b>	<b>1280</b>	<b>805</b>	<b>454</b>	<b>58</b>	<b>3</b>	women	communication
2715	2818	2242	1339	308	16	all	Land transport, transport
512	579	355	234	22	1	women	via pipelines

**1. FEDERACIJA BOSNE I HERCEGOVINE**  
*FEDERATION OF BOSNIA AND HERZEGOVINA*

**1.6 ZAPOSLENI PREMA INTERVALIMA STAROSTI**  
*EMPLOYED ACCORDING TO AGE*

		UKUPNO TOTAL	do 19 to 19	20-24	25-29	30-34	35-39
61	Pomorski i riječni prijevoz	svoga	-	-	-	-	-
	žene	-	-	-	-	-	-
62	Zračni prijevoz	svoga	103	-	2	12	10
	žene	41	-	-	10	8	2
63	Prateće i pomoćne djelatnosti u prijevozu; djelat. putničkih agencija	svoga	1698	-	55	213	346
	žene	615	-	22	67	129	107
64	Poštanske aktivnosti i telekomunikacije	svoga	8425	2	125	587	954
	žene	2832	-	19	174	375	443
<b>J</b>	<b>Finans./Financijsko posredovanje</b>	<b>svoga</b>	<b>8092</b>	<b>2</b>	<b>241</b>	<b>1138</b>	<b>1281</b>
	<b>žene</b>	<b>5008</b>	<b>1</b>	<b>147</b>	<b>723</b>	<b>768</b>	<b>589</b>
65	Finans./Financijsko posredovanje, osim osiguranja i penzijskih /mirovinskih fondova	svoga	6458	2	207	931	1062
	žene	4161	1	131	608	651	493
66	Osiguranje i penzijski/mirovinski fondovi, osim obavezn./obveznog socijalnog osiguranja	svoga	1604	-	34	207	209
	žene	829	-	16	115	108	95
67	Pomoćne djelatnosti u finansijsk./financijskom posredovanju	svoga	30	-	-	-	10
	žene	18	-	-	-	9	1
<b>K</b>	<b>Poslovanje nekretninama, iznajmljivanje i poslovne usluge</b>	<b>svoga</b>	<b>8357</b>	<b>6</b>	<b>440</b>	<b>1022</b>	<b>1002</b>
	<b>žene</b>	<b>3247</b>	<b>2</b>	<b>76</b>	<b>280</b>	<b>360</b>	<b>403</b>
70	Poslovanje nekretninama	svoga	573	-	23	41	47
	žene	215	-	9	9	19	28
71	Iznajmljivanje mašina/strojeva i opreme, bez rukovaoca; iznajmljivanje predmeta za ličnu/osobnu upotrebu/uporabu i domaćinstvo/kućanstvo	svoga	36	-	2	3	4
	žene	10	-	-	2	1	2
72	Računarske/Računalne i srodne aktivnosti	svoga	514	2	16	83	77
	žene	189	-	2	22	30	32
73	Istraživanje i razvoj	svoga	1190	2	32	143	134
	žene	449	1	6	56	45	48
74	Ostale poslovne djelatnosti	svoga	6044	2	367	752	740
	žene	2384	1	59	191	265	293
<b>L</b>	<b>Javna uprava i odbrana/odbrana; obavez./obvezno socij.osiguranje</b>	<b>svoga</b>	<b>35593</b>	<b>14</b>	<b>371</b>	<b>2260</b>	<b>5432</b>
	<b>žene</b>	<b>14603</b>	<b>10</b>	<b>151</b>	<b>855</b>	<b>1604</b>	<b>2039</b>
75	Javna uprava i odbrana/odbrana; obavez./obvezno socij.osiguranje	svoga	35593	14	371	2260	5432
	žene	14603	10	151	855	1604	2039

**I DJELATNOSTIMA, MART/OŽUJAK 2006.**  
**AND ACTIVITIES, MARCH 2006.**

**nastavak**  
*continued*

40-44	45-49	50-54	55-59	60-64	65 i više 65 and over		
-	-	-	-	-	-	all	Water transport
-	-	-	-	-	-	women	
25	10	15	6	14	-	all	Air transport
4	7	5	-	5	-	women	
257	215	173	100	30	2	all	Supporting and auxiliary transport activities; activit. of travel agencies
95	92	69	28	6	-	women	
1747	1649	1188	691	169	7	all	Post and telecommunitacions
624	602	376	192	25	2	women	
<b>1176</b>	<b>1514</b>	<b>1105</b>	<b>482</b>	<b>142</b>	<b>21</b>	all	Finacial intermediation
<b>788</b>	<b>980</b>	<b>712</b>	<b>241</b>	<b>56</b>	<b>3</b>	women	
900	1241	869	350	99	20	all	Finacial intermediation, except insurance and pension funding
618	830	594	190	42	3	women	
268	265	236	132	41	-	all	Insurance and pension funding, except compulsory social security
168	145	118	51	13	-	women	
8	8	-	-	2	1	all	Activities auxiliary to financial intermediation
2	5	-	-	1	-	women	
<b>1170</b>	<b>1251</b>	<b>1238</b>	<b>875</b>	<b>277</b>	<b>39</b>	all	Real estate, renting and business activities
<b>537</b>	<b>625</b>	<b>553</b>	<b>348</b>	<b>63</b>	-	women	
108	96	91	52	17	2	all	Real estate activities
41	52	32	20	5	-	women	
12	4	2	-	-	-	all	Renting of machinery and equipment without operator and of personal and household goods
5	-	-	-	-	-	women	
63	52	85	49	8	3	all	Computer and related activities
18	19	46	20	-	-	women	
171	181	193	143	58	10	all	Research and development
84	71	71	53	14	-	women	
816	918	867	631	194	24	all	Other business activites
389	483	404	255	44	-	women	
<b>6912</b>	<b>6353</b>	<b>4171</b>	<b>2377</b>	<b>939</b>	<b>180</b>	all	Public administration and defence; compulsory social security
<b>3133</b>	<b>3150</b>	<b>2102</b>	<b>1165</b>	<b>345</b>	<b>49</b>	women	
6912	6353	4171	2377	939	180	all	Public administration and defence; compulsory social security
3133	3150	2102	1165	345	49	women	

1.6 ZAPOSLENI PREMA INTERVALIMA STAROSTI  
EMPLOYED ACCORDING TO AGE

			UKUPNO TOTAL	do 19 to 19	20-24	25-29	30-34	35-39
<b>M</b>	Obrazovanje	svoga	<b>34679</b>	<b>5</b>	<b>708</b>	<b>4037</b>	<b>4901</b>	<b>4286</b>
		žene	<b>21643</b>	<b>4</b>	<b>510</b>	<b>2832</b>	<b>3411</b>	<b>2860</b>
80	Obrazovanje	svoga	34679	5	708	4037	4901	4286
		žene	21643	4	510	2832	3411	2860
<b>N</b>	Zdrastvena i socijalna zaštita/skrb	svoga	<b>27163</b>	<b>10</b>	<b>819</b>	<b>2708</b>	<b>3409</b>	<b>3806</b>
		žene	<b>18772</b>	<b>8</b>	<b>545</b>	<b>1892</b>	<b>2441</b>	<b>2735</b>
85	Zdrastvena i socijalna zaštita/skrb	svoga	27163	10	819	2708	3409	3806
		žene	18772	8	545	1892	2441	2735
<b>O</b>	Ostale javne, društvene, socijalne i lične/osobne uslužne djelatnosti	svoga	<b>9512</b>	<b>4</b>	<b>519</b>	<b>1198</b>	<b>1370</b>	<b>1362</b>
		žene	<b>3576</b>	<b>4</b>	<b>298</b>	<b>544</b>	<b>588</b>	<b>515</b>
90	Uklanjanje otpadnih voda, odvoz smeća i slične djelatnosti	svoga	3036	-	86	247	288	408
		žene	388	-	3	35	30	52
91	Djelatnost organizacija na bazi uclanjenja, d.n.	svoga	860	-	14	178	173	128
		žene	366	-	3	77	63	70
92	Rekreativne, kulturne i sportske/športske djelatnosti	svoga	5201	4	398	740	878	759
		žene	2651	4	280	418	486	370
93	Ostale uslužne djelatnosti	svoga	415	-	21	33	31	67
		žene	171	-	12	14	9	23

**I DJELATNOSTIMA, MART/OŽUJAK 2006.**  
**AND ACTIVITIES, MARCH 2006.**

**nastavak**  
*continued*

40-44	45-49	50-54	55-59	60-64	65 i više 65 and over		
<b>4664</b>	<b>4861</b>	<b>4332</b>	<b>4339</b>	<b>2213</b>	<b>333</b>	<i>all</i>	<i>Education</i>
<b>3052</b>	<b>2831</b>	<b>2558</b>	<b>2522</b>	<b>961</b>	<b>102</b>	<i>women</i>	
4664	4861	4332	4339	2213	333	<i>all</i>	<i>Education</i>
3052	2831	2558	2522	961	102	<i>women</i>	
<b>5322</b>	<b>4744</b>	<b>3201</b>	<b>2193</b>	<b>825</b>	<b>126</b>	<i>all</i>	<i>Health and social welfare</i>
<b>3758</b>	<b>3325</b>	<b>2210</b>	<b>1401</b>	<b>427</b>	<b>30</b>	<i>women</i>	
5322	4744	3201	2193	825	126	<i>all</i>	<i>Health and social welfare</i>
3758	3325	2210	1401	427	30	<i>women</i>	
<b>1394</b>	<b>1341</b>	<b>1165</b>	<b>863</b>	<b>257</b>	<b>39</b>	<i>all</i>	<i>Other community, social and</i>
<b>477</b>	<b>509</b>	<b>339</b>	<b>240</b>	<b>53</b>	<b>9</b>	<i>women</i>	<i>personal service activities</i>
528	553	467	366	80	13	<i>all</i>	<i>Sewage and refuse disposal,</i>
70	103	46	46	3	-	<i>women</i>	<i>sanitation and similar activities</i>
105	77	87	63	29	6	<i>all</i>	<i>Activities of membership</i>
32	49	38	28	6	-	<i>women</i>	<i>organizations n.e.c.</i>
706	641	520	395	140	20	<i>all</i>	<i>Recreational, cultural and</i>
353	315	216	156	44	9	<i>women</i>	<i>sporting activities</i>
55	70	91	39	8	-	<i>all</i>	<i>Other service activities</i>
22	42	39	10	-	-	<i>women</i>	

**1. FEDERACIJA BOSNE I HERCEGOVINE**  
 FEDERATION OF BOSNIA AND HERZEGOVINA

**1.7 NEZAPOSLENI PREMA STEPENU/STUPNJU STRUČNOG OBRAZOVANJA PO KANTONIMA**  
**Stanje, decembar/prosinac 2006.**

UNEMPLOYED ACCORDING TO PROFESSIONAL QUALIFICATIONS BY CANTONS  
 Situation, December 2006.

		UKUPNO TOTAL	V S S University	VŠS Higher	SSS Seco- ndary	NSS Eleme- ntary	VKV Highly skilled	KV Skilled	PKV Semi- skilled	NKV Unski- lled
<b>Federacija BiH</b>	<i>svega/all</i>	<b>362368</b>	<b>7029</b>	<b>4943</b>	<b>82421</b>	<b>1039</b>	<b>2818</b>	<b>133283</b>	<b>11668</b>	<b>119167</b>
<i>Federation B&amp;H</i>	<i>žene/women</i>	<b>172549</b>	<b>4180</b>	<b>3059</b>	<b>49734</b>	<b>967</b>	<b>318</b>	<b>50748</b>	<b>4188</b>	<b>59355</b>
<b>Unsko-sanski kanton</b>	<i>svega/all</i>	<b>39862</b>	353	627	7393	121	235	12626	1614	16893
<i>Unsko-sanski canton</i>	<i>žene/women</i>	<b>17659</b>	203	356	4325	117	29	4463	408	7758
<b>Kanton Posavski</b>	<i>svega/all</i>	<b>6095</b>	39	44	1412	-	2	2083	599	1916
<i>Canton Posavski</i>	<i>žene/women</i>	<b>2534</b>	18	18	812	-	-	770	306	610
<b>Tuzlanski kanton</b>	<i>svega/all</i>	<b>86411</b>	1389	722	21244	24	635	33230	2455	26712
<i>Tuzlanski canton</i>	<i>žene/women</i>	<b>37430</b>	802	411	12658	24	89	12328	743	10375
<b>Zeničko-dobojski kanton</b>	<i>svega/all</i>	<b>70583</b>	637	586	12836	298	712	28405	2659	24450
<i>Zeničko-dobojski canton</i>	<i>žene/women</i>	<b>32547</b>	341	349	7517	279	71	10683	669	12638
<b>Bosansko-podrinjski kanton</b>	<i>svega/all</i>	<b>4904</b>	76	29	1159	-	35	1627	37	1941
<i>Bosansko-podrinjski canton</i>	<i>žene/women</i>	<b>2484</b>	48	22	657	-	4	675	22	1056
<b>Srednjobosanski kanton</b>	<i>svega/all</i>	<b>40483</b>	336	350	7875	52	317	16070	872	14611
<i>Srednjobosanski canton</i>	<i>žene/women</i>	<b>16756</b>	151	175	4458	23	14	5318	299	6318
<b>Hercegovačko-neretvanski kanton</b>	<i>svega/all</i>	<b>28632</b>	909	871	7427	-	244	11771	2645	4765
<i>Hercegovačko-neretvanski canton</i>	<i>žene/women</i>	<b>13771</b>	576	624	4434	-	10	4342	1340	2445
<b>Zapadno-hercegovački kanton</b>	<i>svega/all</i>	<b>8657</b>	205	355	2357	1	9	4088	176	1466
<i>Zapadno-hercegovački canton</i>	<i>žene/women</i>	<b>4560</b>	123	252	1478	-	1	1804	107	795
<b>Kanton Sarajevo</b>	<i>svega/all</i>	<b>68556</b>	2942	1095	18456	532	595	19976	551	24409
<i>Canton Sarajevo</i>	<i>žene/women</i>	<b>40994</b>	1859	701	12099	516	94	8970	264	16491
<b>Kanton 10</b>	<i>svega/all</i>	<b>8185</b>	143	264	2262	11	34	3407	60	2004
<i>Canton 10</i>	<i>žene/women</i>	<b>3814</b>	59	151	1296	8	6	1395	30	869

**1. FEDERACIJA BOSNE I HERCEGOVINE**  
 FEDERATION OF BOSNIA AND HERZEGOVINA

**1.7 NEZAPOSLENI PREMA STEPENU/STUPNJU STRUČNOG OBRAZOVANJA PO KANTONIMA**  
**Stanje, decembar/prosinac 2006.**

UNEMPLOYED ACCORDING TO PROFESSIONAL QUALIFICATIONS BY CANTONS  
 Situation, December 2006.

		UKUPNO TOTAL	V S S University	VŠS Higher	SSS Seco- ndary	NSS Eleme- ntary	VKV Highly skilled	KV Skilled	PKV Semi- skilled	NKV Unski- lled
<b>Federacija BiH</b>	<i>svega/all</i>	<b>362368</b>	<b>7029</b>	<b>4943</b>	<b>82421</b>	<b>1039</b>	<b>2818</b>	<b>133283</b>	<b>11668</b>	<b>119167</b>
<i>Federation B&amp;H</i>	<i>žene/women</i>	<b>172549</b>	<b>4180</b>	<b>3059</b>	<b>49734</b>	<b>967</b>	<b>318</b>	<b>50748</b>	<b>4188</b>	<b>59355</b>
<b>Unsko-sanski kanton</b>	<i>svega/all</i>	<b>39862</b>	353	627	7393	121	235	12626	1614	16893
<i>Unsko-sanski canton</i>	<i>žene/women</i>	<b>17659</b>	203	356	4325	117	29	4463	408	7758
<b>Kanton Posavski</b>	<i>svega/all</i>	<b>6095</b>	39	44	1412	-	2	2083	599	1916
<i>Canton Posavski</i>	<i>žene/women</i>	<b>2534</b>	18	18	812	-	-	770	306	610
<b>Tuzlanski kanton</b>	<i>svega/all</i>	<b>86411</b>	1389	722	21244	24	635	33230	2455	26712
<i>Tuzlanski canton</i>	<i>žene/women</i>	<b>37430</b>	802	411	12658	24	89	12328	743	10375
<b>Zeničko-dobojski kanton</b>	<i>svega/all</i>	<b>70583</b>	637	586	12836	298	712	28405	2659	24450
<i>Zeničko-dobojski canton</i>	<i>žene/women</i>	<b>32547</b>	341	349	7517	279	71	10683	669	12638
<b>Bosansko-podrinjski kanton</b>	<i>svega/all</i>	<b>4904</b>	76	29	1159	-	35	1627	37	1941
<i>Bosansko-podrinjski canton</i>	<i>žene/women</i>	<b>2484</b>	48	22	657	-	4	675	22	1056
<b>Srednjobosanski kanton</b>	<i>svega/all</i>	<b>40483</b>	336	350	7875	52	317	16070	872	14611
<i>Srednjobosanski canton</i>	<i>žene/women</i>	<b>16756</b>	151	175	4458	23	14	5318	299	6318
<b>Hercegovačko-neretvanski kanton</b>	<i>svega/all</i>	<b>28632</b>	909	871	7427	-	244	11771	2645	4765
<i>Hercegovačko-neretvanski canton</i>	<i>žene/women</i>	<b>13771</b>	576	624	4434	-	10	4342	1340	2445
<b>Zapadno-hercegovački kanton</b>	<i>svega/all</i>	<b>8657</b>	205	355	2357	1	9	4088	176	1466
<i>Zapadno-hercegovački canton</i>	<i>žene/women</i>	<b>4560</b>	123	252	1478	-	1	1804	107	795
<b>Kanton Sarajevo</b>	<i>svega/all</i>	<b>68556</b>	2942	1095	18456	532	595	19976	551	24409
<i>Canton Sarajevo</i>	<i>žene/women</i>	<b>40994</b>	1859	701	12099	516	94	8970	264	16491
<b>Kanton 10</b>	<i>svega/all</i>	<b>8185</b>	143	264	2262	11	34	3407	60	2004
<i>Canton 10</i>	<i>žene/women</i>	<b>3814</b>	59	151	1296	8	6	1395	30	869

**1. FEDERACIJA BOSNE I HERCEGOVINE**  
 FEDERATION OF BOSNIA AND HERZEGOVINA

**1.8 NEZAPOSLENI PREMA INTERVALIMA STAROSTI PO KANTONIMA**

**Stanje, decembar/prosinac 2006.**

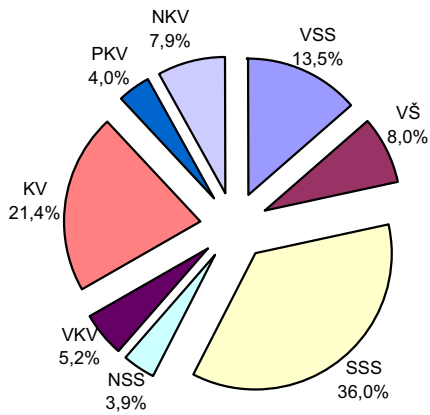
UNEMPLOYED ACCORDING TO AGE BY CANTONS

Situation, December 2006.

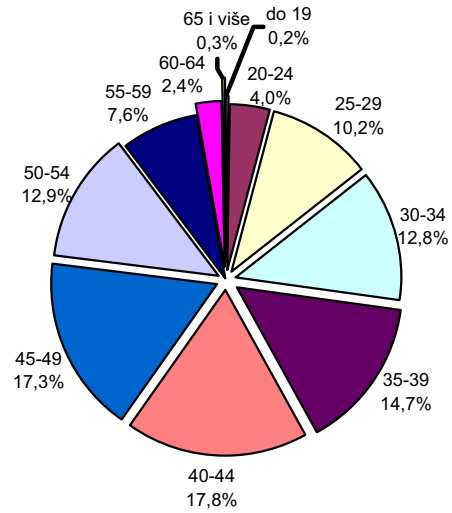
	UKUPNO TOTAL	15-18	19-20	21-24	25-27	28-30	31-35	36-40	41-45	46-50	51-55	56-60	61-65	65 i više 65 and over
<b>Federacija BiH</b> <i>Federation B&amp;H</i>	<b>362368</b>	<b>4885</b>	<b>20754</b>	<b>52285</b>	<b>37291</b>	<b>32323</b>	<b>51282</b>	<b>47027</b>	<b>41559</b>	<b>32686</b>	<b>23631</b>	<b>13872</b>	<b>4616</b>	<b>157</b>
<b>Unsko-sanski kanton</b> <i>Unsko-sanski canton</i>	<b>39862</b>	1415	3078	5894	3695	3377	5501	5144	4335	3401	2383	1191	444	4
<b>Kanton Posavski</b> <i>Canton Posavski</i>	<b>6095</b>	117	335	687	402	372	786	882	832	598	519	356	208	1
<b>Tuzlanski kanton</b> <i>Tuzlanski canton</i>	<b>86411</b>	202	4787	13286	11060	9099	15444	12605	8800	5323	3132	1798	875	-
<b>Zeničko-dobojski kanton</b> <i>Zeničko-dobojski canton</i>	<b>70583</b>	2398	5624	10649	6885	6077	9398	8418	7708	5958	4484	2391	590	3
<b>Bosansko-podrinjski kanton</b> <i>Bosansko-podrinjski canton</i>	<b>4904</b>	95	395	798	481	350	539	653	603	454	333	155	48	-
<b>Srednjobosanski kanton</b> <i>Srednjobosanski canton</i>	<b>40483</b>	62	1154	6369	4127	3603	5576	5460	4846	3852	2970	1692	691	81
<b>Hercegovačko-neretvanski kanton</b> <i>Hercegovačko-neretvanski canton</i>	<b>28632</b>	2	1190	3800	2631	2405	3638	3512	3948	3161	2566	1151	565	63
<b>Zapadno-hercegovački kanton</b> <i>Zapadno-hercegovački canton</i>	<b>8657</b>	287	659	1185	743	596	1077	1316	1140	814	497	195	145	3
<b>Kanton Sarajevo</b> <i>Canton Sarajevo</i>	<b>68556</b>	150	2937	8381	6586	5840	8230	7925	8383	8404	6178	4581	961	-
<b>Kanton 10</b> <i>Canton 10</i>	<b>8185</b>	157	595	1236	681	604	1093	1112	964	721	569	362	89	2

**1. FEDERACIJA BOSNE I HERCEGOVINE**  
**FEDERATION OF BOSNIA AND HERZEGOVINA**

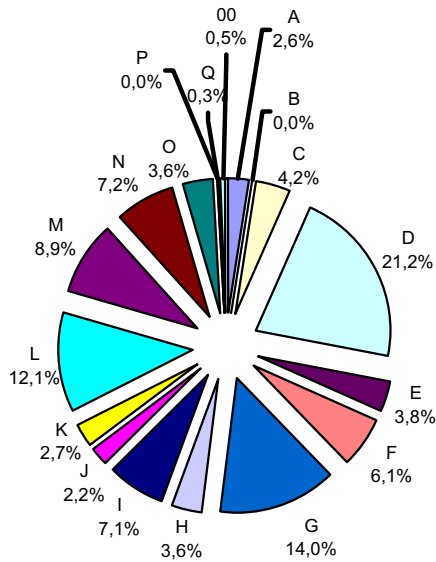
**Zaposleni prema stepenu stručnog obrazovanja u FBiH, mart/ožujak 2006**  
*Employed according to professional qualifications in FBiH, March 2006*



**Zaposleni prema intervalima starosti u FBiH, mart/ožujak 2006**  
*Employed according to age in FBiH, March 2006*



**Zaposlenost po područjima SKD u FBiH u 2006**  
*Employment by the scea in FBiH in 2006*



**Prosječna neto plaća po područjima SKD u FBiH u 2006**  
*Average net wage by the scea in FBiH in 2006*

