

BOSNA I HERCEGOVINA
FEDERACIJA BOSNE I HERCEGOVINE
Federalni zavod za statistiku
Federal Office of Statistics

Sarajevo, septembar/rujan 2008.

SAOPĆENJE

FIRST RELEASE

OBAVEZNO/OBVEZATNO NAVEDITE IZVOR PODATAKA
OBLIGED TO NOTIFY DATA SOURCE

PRETHODNI PODACI

The Preliminary Data

ANKETA O RADNOJ SNAZI
LABOUR FORCE SURVEY
2008

Sarajevo, septembar/rujan 2008. godine

Krajem maja/lipnja 2008. godine provedena je Anкета o radnoj snazi u Bosni i Hercegovini na uzorku od 10.509 domaćinstava/kućanstava, od čega u Federaciji BiH 6.066, u Republici Srpskoj 3.443 i u Distriktu Brčko 1.000 domaćinstava/kućanstava. Intervjuisane su sve osobe u uzorkom izabranim domaćinstvima/kućanstvima koje su prihvatile intervju.

Stopa neodziva bila je 11,9 %, odnosno prikupljeni su podaci o ekonomskoj aktivnosti i ostalim karakteristikama stanovništva za 9.261 domaćinstvo/kućanstavo, od čega u Federaciji BiH za 5.378 domaćinstava/kućanstava. Stopa neodziva u Federaciji BiH bila je 11,3%

Prema ovim podacima u Federaciji BiH radnu snagu (ekonomski aktivno stanovništvo) je činilo 703.405 osoba, dok je broj neaktivnih bilo 957.239 osoba. U okviru radne snage bilo je 527.550 zaposlenih i 175.855 nezaposlenih osoba. U okviru zaposlenih osoba bilo je 14.363 neplaćenih pomažućih članova porodice/obitelji.

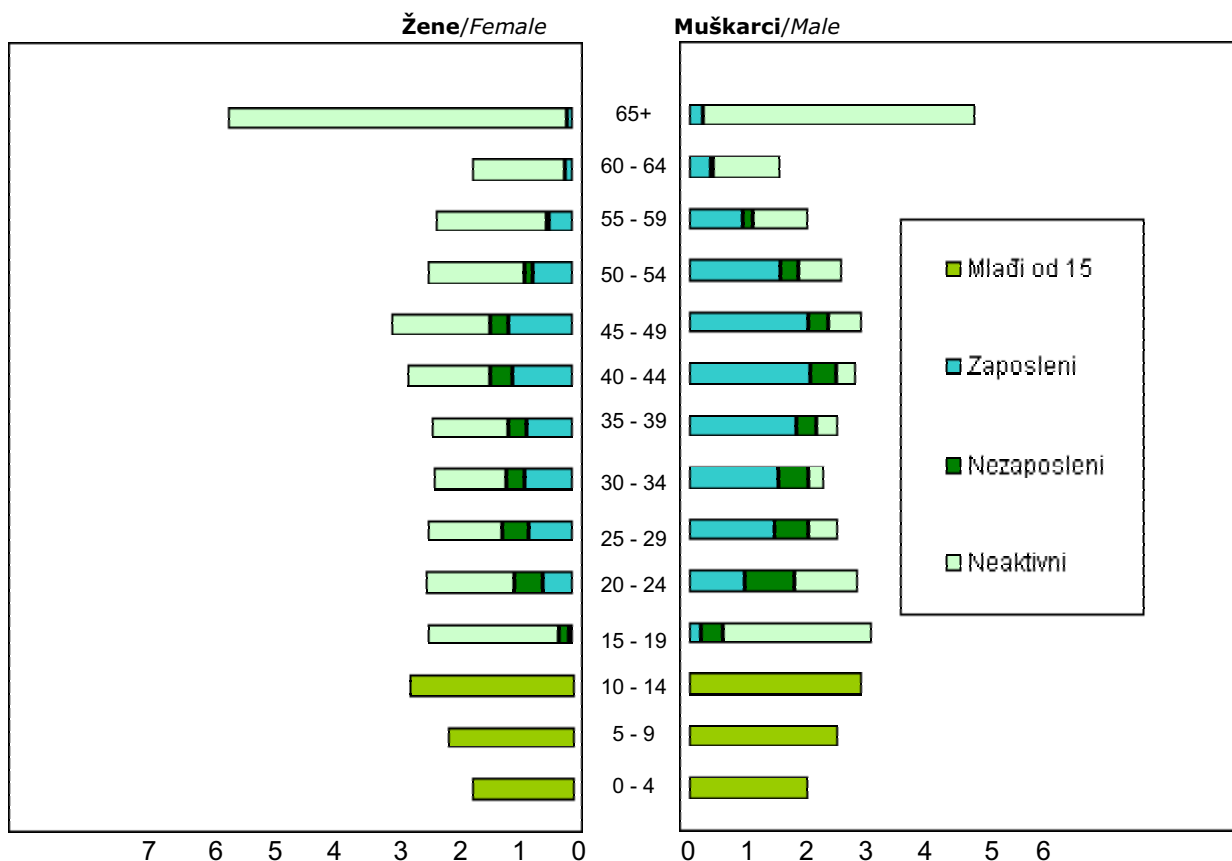
Labour force survey was carried out the second time in B&H in May 2008. year, in the sample of 10.509 households in B&H, where in Federation B&H were 6,066 households, in Republic of Srpska were 3.443 and in Brcko District were 1000 households. Interview was carried out with all individuals usually living in the selected households who accepted interview.

Nonresponse rate was 11,9%. In B&H interview was accepted in 9.261 households, while in Federation of B&H interview was accepted in 5.378 households. Nonresponse rate in Federation B&H was 11.3%.

Data collected from these households relate to economic activity and other characteristics of target population. According to these data in Federation B&H labour force numbered 703.405 persons and there were 957.239 inactive persons. Among the labour force there were 527.550 persons in employment and 175.855 unemployed persons. Among persons in employment there were 14.363 unpaid family workers.

Slika 1: Stanovništvo prema spolu i starosnim skupinama

Chart 1: Population by sex and age groups



Stopa nezaposlenosti u Federaciji BiH bila je 25,0% (23,1% za muškarce i 28,3 za žene), dok je u istom periodu 2007. godine iznosila 31,1% (28,2% za muškarce i 36,4% za žene). Stopa nezaposlenosti bila je najviša među mladim osobama starosti 15 do 24 godine. To je iznosilo 51,9% (50,6% za muškarce i 54,1% za žene).

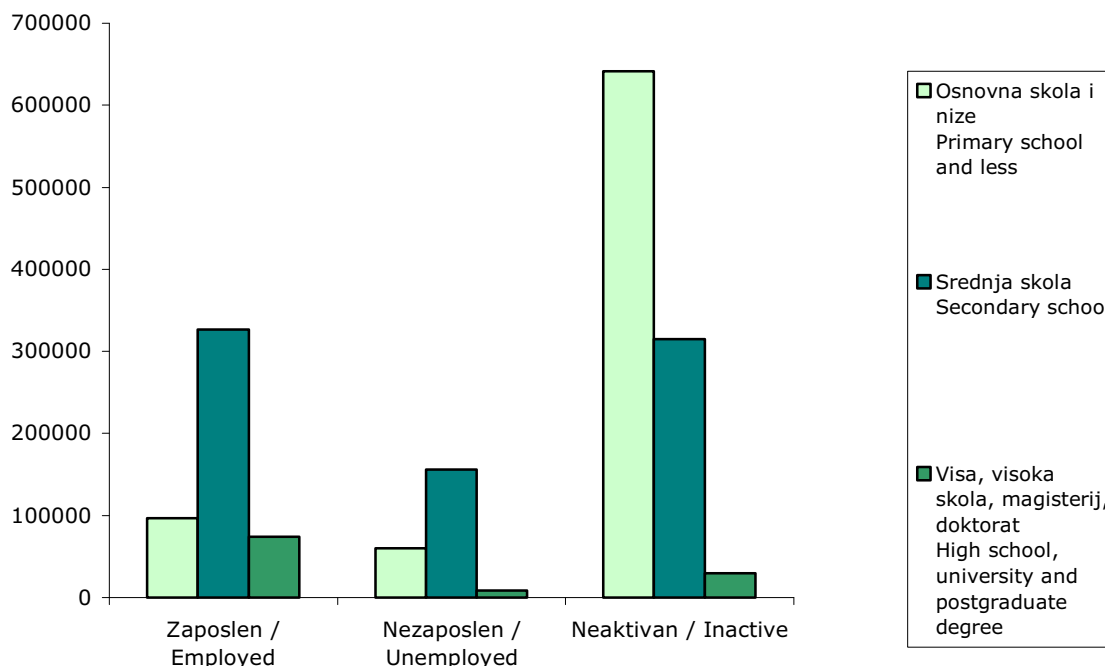
Stope aktivnosti i zaposlenosti prema podacima ARS 2008 su iznosile 42,4% i 31,8%, dok su u 2007. godini bile 42,3% i 29,2%. Stope su bile značajno više za muškarce nego za žene. Stope aktivnosti i zaposlenosti su bile najviše u starosnoj skupini 25 do 49 godina (65,2% i 50,4%).

The unemployment rate was 25.0% (23.1% for men and 28.3% for women), while in the same period last year it was 31.1% (28.2% for men and 36.4% for women). Unemployment rate was the highest among young persons aged 15 to 24 years. It was 51.9% (50.6% for men and 54.1% for women).

The activity and employment rates in LFS 2008 were 42.4% and 31.8%, while in the same period last year that were 42.3% and 29.2%. Both rates were higher for men than for women. The activity and the employment rates were by far the highest in the age group 25 to 49 years (65.2% and 50.4%).

Slika 2: Radno sposobno stanovništvo prema školskoj spremi i statusu u aktivnosti

Chart 2: Working age population by educational attainment and status in activity



Podaci pokazuju da u Federaciji BiH ispod polovine radno sposobnog stanovništva čine aktivne osobe, tj. one koje se na tržištu rada javljaju kao zaposlene i nezaposlene osobe.

Obrazovna struktura zaposlenih osoba pokazuje da najveći udio (65,7%) ima završenu srednju školu, slijede zaposleni s osnovnom školom ili nižim obrazovanjem (20,2%) i 14,1% visoko obrazovanih osoba.

Nezaposlene osobe imaju donekle sličnu obrazovnu strukturu: 71,2% osoba ima srednjoškolsko obrazovanje, 24,2% su osobe s osnovnim obrazovanjem ili niže, dok je 4,6% završilo višu školu, fakultet, akademiju, magisterij ili doktorat.

Istodobno, podaci iz Ankete pokazuju nižu obrazovnu strukturu neaktivnih osoba starijih od 15 godina: među njima je 63,5% osoba sa završenom osnovnom školom ili niže, 33,4% su osobe sa srednjom školom, a preostalih 3,1% su visoko obrazovane osobe.

Data show that less than half of the working age population in F BiH were active persons, i.e. persons who participate in the labour market as employed or unemployed.

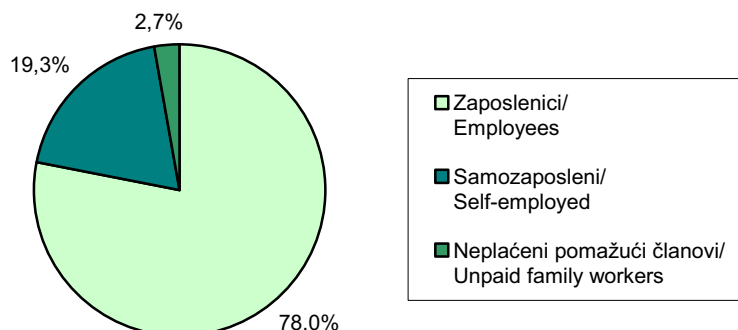
The educational structure of persons in employment shows that the largest share (65.7%) have persons who have finished the secondary school, followed by persons who finished the basic or lower education (20.2%) and 14.1% of persons who have graduated from college, university or have postgraduate degrees.

Unemployed persons have slightly different educational structure: 71.2% have finished secondary school, 24.2% are persons with basic or lower education, while 4.6% have graduated from college, university or have a postgraduate degree.

At the same time, data from the Labour Force Survey show that inactive persons older than 15 have lower educational structure. Amongst them, there are almost 63.5% of persons with basic or lower education, 33.4% with secondary school and remaining 3.1% have graduated from college, university or have a postgraduate degree.

Slika 3: Zaposlene osobe prema statusu u zaposlenosti

Chart 3: Persons in employment by status in employment



Struktura zaposlenih osoba prema statusu u zaposlenju pokazuje da osobe u plaćenju zaposlenosti (zaposlenici) imaju najveće učešće (78,0%). Učešće samozaposlenih osoba je bilo 19,3% (od toga 28,8% žene) a neplaćenih pomažućih članova je bilo 2,7% (od toga 59,6% žene).

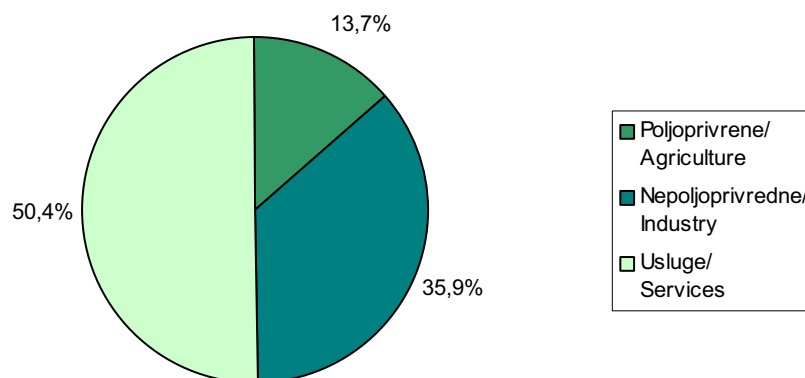
U izabranom uzorku 12,6% zaposlenih osoba se izjasnilo da je podzaposleno (od toga 44,5% žena).

The structure of persons in employment by status in employment shows persons in paid employment present by far the greatest share (78,0%). The share of self-employed persons was 19,3% (only 28.8% of them were women). The share of unpaid family workers was 2.7% (59.6% of them were women).

There were 12,6% underemployed persons (44.5% of them were women).

Slika 4: Zaposlene osobe prema sektoru aktivnosti

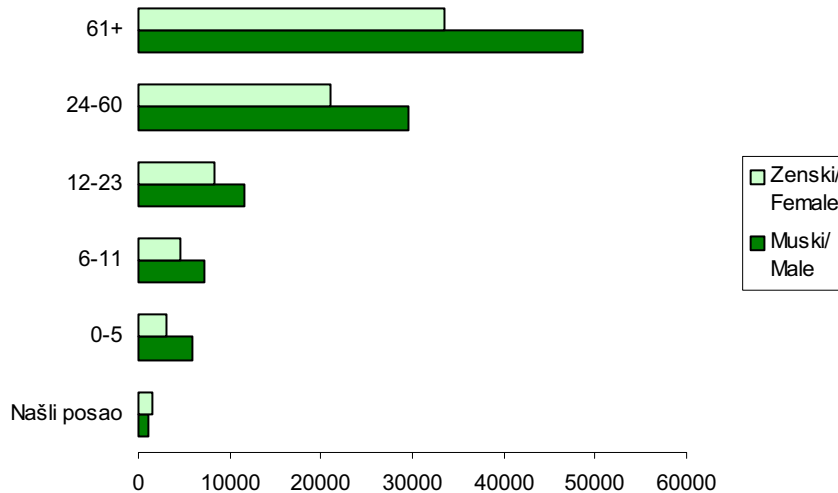
Chart 4: Persons in employment by sectors of activity



Struktura zaposlenih osoba prema sektoru aktivnosti pokazuje da je najveće učešće u sektoru usluga 50,4%, zatim u sektoru industrije 35,9% i u sektoru poljoprivrede 13,7%.

The structure of persons in employment by sectors of activity shows that 50.4% of them worked in services, than in industry 35.9% and 13.7% in agriculture.

Slika 5: Nezaposlene osobe prema trajanju traženja posla u mjesecima i spolu
 Chart 5: Unemployed persons by duration of job search in months and sex



U posmatranom periodu 11,8% nezaposlenih osoba traži posao kraće od 12 mjeseci a čak 46,7% nezaposlenih traži posao duže od pet godina, što je posljedica poslijeratnog stanja i tranzicije ekonomije u našoj zemlji.

Stopa nezaposlenosti je najviša među osobama sa završenom osnovnom školom i manje (28,5%), zatim sa srednjom školom (26,6%) a najniža sa visokom školom (9,8%).

Među neaktivnim osobama 3,7% osoba se izjasnilo da nisu tražile posao, zato što vjeruju da ne mogu naći posao (obeshrabrena populacija).

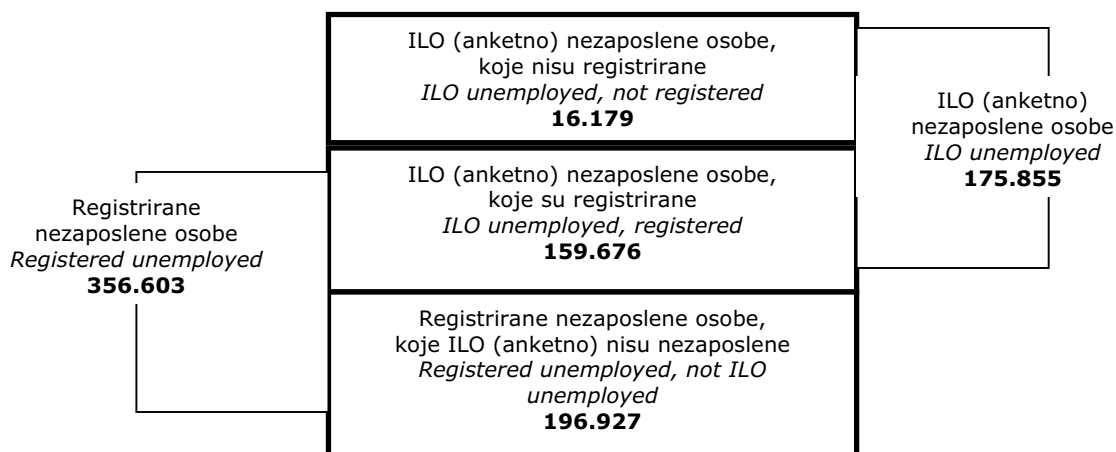
In the observed period 11.8% unemployed persons sought work for less than 12 months, but 46.7% unemployed persons sought work for 5 years or more, what is the result of economic situation and transitional period in our country after the war.

The unemployment rate was the highest among persons with completed elementary school and less (28.5%), than with secondary school (26.6%) and the lowest among persons with university degree (9.8%).

Among the inactive population there were 3.7% discouraged workers, i.e. persons who did not seek work because they thought that it was not available.

Slika 6: Usporedba između registrirane i ILO (anketne) nezaposlenosti

Chart 6: Comparison between registered and ILO unemployment



Usporedba između registrirane (prema izjašnjenju ispitanika u anketi o prijavi Zavodima za zapošljavanje) i ILO (anketne) nezaposlenosti pokazuje da postoji značajna razlika između ova dva podatka. 90,8% od ILO (anketno) nezaposlenih osoba je također bilo i registrirano nezaposleno.

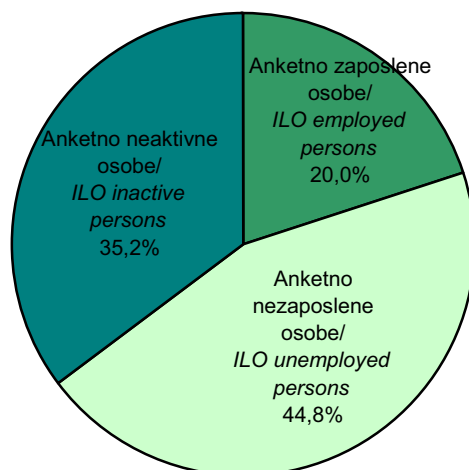
Broj registriranih nezaposlenih osoba u Zavodima za zapošljavanje je veći 102,8% od ILO nezaposlenih osoba.

Comparison between registered unemployment and ILO unemployment shows significant differences between these two data. 90.8% of all ILO unemployed persons were also registered unemployed.

Number of registered unemployed persons in Unemployment Offices was 102.8% higher than number of ILO unemployed persons.

Slika 7: Registrirane nezaposlene osobe prema statusu u ARS-u

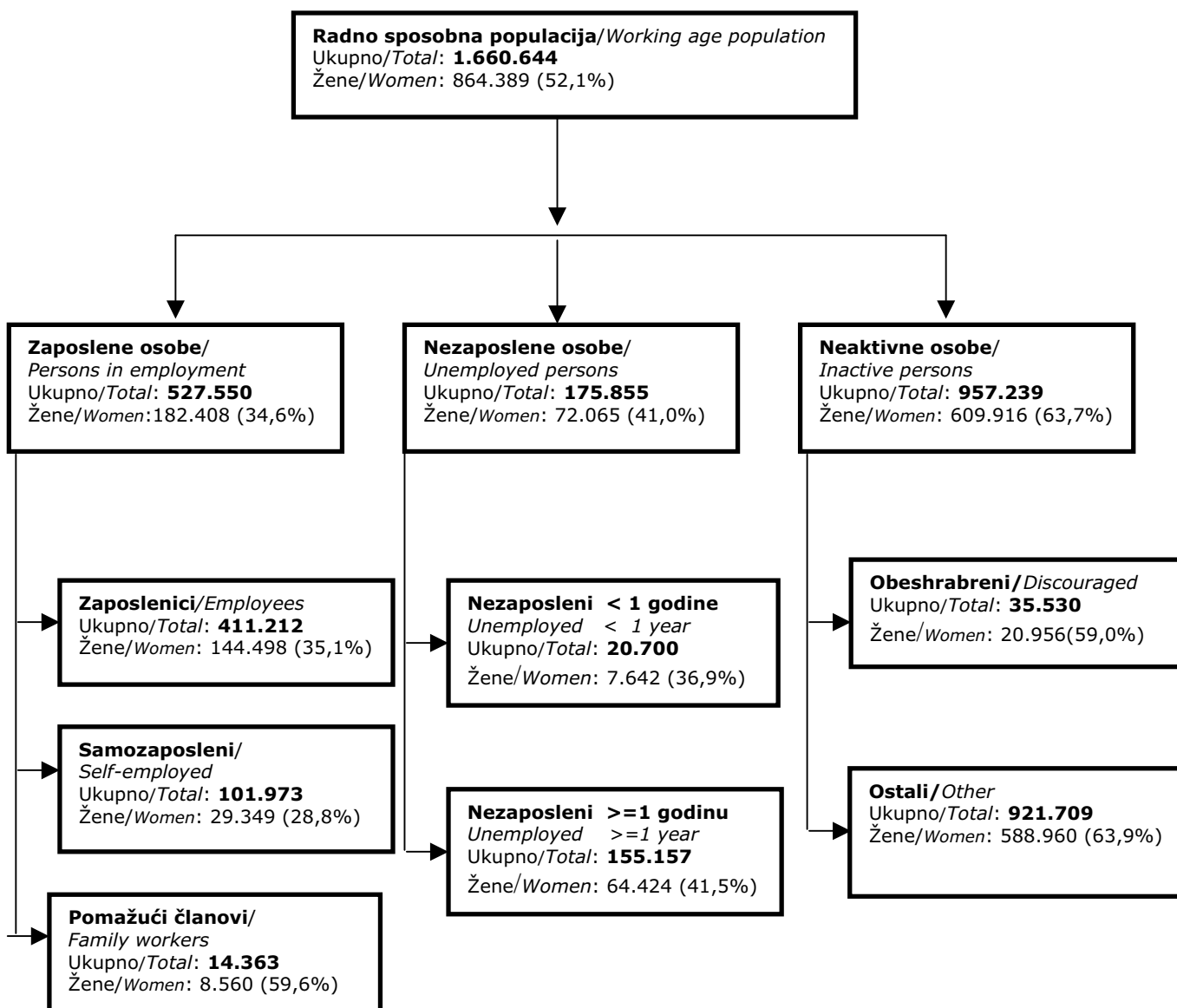
Chart 7: Registered unemployed persons by LFS status



U strukturi ukupno registriranih osoba prema statusu u ARS-u 44,8% je bilo i ILO (anketno) nezaposlenih, dok je anketno zaposlenih bilo 20,0% i anketno neaktivnih osoba 35,2%.

The structure of all registered persons according to ILO definitions was as follows: 44.8% unemployed persons, 20.0% were persons in employment and 35.2% were inactive population.

Slika 8: Radno sposobno stanovništvo prema aktivnosti
 Chart 8: Working age population by activity



(%) udio žena u pojedinim kategorijama

Tabela 1. MJERE AKTIVNOSTI STANOVNIŠTVA
MEASURES OF THE POPULATION ACTIVITIES

				%
	Ukupno <i>Total</i>	Ženski <i>Female</i>	Muški <i>Male</i>	
Stopa aktivnosti	42,4	29,4	56,4	<i>Activity rate</i>
Stopa zaposlenosti	31,8	21,1	43,3	<i>Employment rate</i>
Stopa nezaposlenosti	25,0	28,3	23,1	<i>Unemployment rate</i>

Tabela 2. STRUKTURA RADNO SPOSOBNOG STANOVNIŠTVA PREMA AKTIVNOSTI I SPOLU
STRUCTURE OF WORKING AGE POPULATION BY ACTIVITY AND SEX

				%
	Ukupno <i>Total</i>	Ženski <i>Female</i>	Muški <i>Male</i>	
Stanovništvo 15+ g.	100,0	100,0	100,0	<i>Population 15+</i>
Zaposlenici	24,8	16,7	33,5	<i>Employees</i>
Samozaposlenici	6,1	3,4	9,1	<i>Self-employed persons</i>
Pomažućí članovi	0,9	1,0	0,7	<i>Unpaid family workers</i>
Nezaposleni	10,6	8,3	13,0	<i>Unemployed persons</i>
Na školovanju	10,2	9,8	10,6	<i>Students</i>
Domaćice/kućanice	17,5	33,5	0,2	<i>Housewives</i>
Penzioneri/umirovljenici	17,2	13,0	21,8	<i>Retired persons</i>
Ostale neaktivne osobe	12,7	14,2	11,0	<i>Other inactive persons</i>

Tabela 3. STRUKTURA RADNO SPOSOBNOG STANOVNIŠTVA PREMA NIVOU OBRAZOVANJA I SPOLU
SHARE IN THE WORKING AGE POPULATION BY EDUCATIONAL LEVEL AND SEX

	Aktivno stanovništvo/ <i>Labour force</i>		Neaktivni/ <i>Inactive persons</i>	
	Zaposleni/ <i>Employed persons</i>	Nezaposleni/ <i>Unemployed persons</i>		
	Ukupno/ <i>Total</i>			
Ukupno	100,0	100,0	100,0	Total
Osnovna škola i manje	20,2	24,2	63,5	<i>Primary school and less</i>
Srednja škola	65,7	71,2	33,4	<i>Secondary school</i>
Viša, visoka škola, magisterij, doktorat	14,1	4,6	3,1	<i>College, university, masters, doctoral degrees</i>
	Ženski/ <i>Female</i>			
Ukupno	100,0	100,0	100,0	Total
Osnovna škola i manje	25,0	24,3	71,1	<i>Primary school and less</i>
Srednja škola	55,5	67,1	27,1	<i>Secondary school</i>
Viša, visoka škola, magisterij, doktorat	19,5	8,6	1,8	<i>College, university, masters, doctoral degrees</i>
	Muški/ <i>Male</i>			
Ukupno	100,0	100,0	100,0	Total
Osnovna škola i manje	17,7	24,1	50,2	<i>Primary school and less</i>
Srednja škola	71,0	74,0	44,5	<i>Secondary school</i>
Viša, visoka škola, magisterij, doktorat	11,2	1,9	5,3	<i>College, university, masters, doctoral degrees</i>

Tabela 4. STRUKTURA ZAPOSLENIH PREMA PODRUČJIMA DJELATNOSTI I SPOLU
EMPLOYED POPULATION BY NACE AND BY SEX

	Ukupno <i>Total</i>	Muški <i>Male</i>	Ženski <i>Female</i>	
Ukupno	100,0	100,0	100,0	Total
Poljoprivredne djelatnosti	13,7	12,9	15,3	<i>Agriculture</i>
Nepoljoprivredne djelatnosti	35,9	44,6	19,3	<i>Industry</i>
Uslužne djelatnosti	50,4	42,5	65,4	<i>Services</i>

Tabela 5. NEZAPOSLENI PREMA DUŽINI TRAŽENJA POSLA
UNEMPLOYED PERSONS BY DURATION OF JOB SEARCH

	%			
	Ukupno <i>Total</i>	Ženski <i>Female</i>	Muški <i>Male</i>	
Ukupno	100,0	100,0	100,0	<i>Total</i>
0 - 5 mjeseci	5,1	4,2	5,7	<i>Less than 5 months</i>
6 - 11 mjeseci	6,7	6,4	6,9	<i>6 - 11 months</i>
12 - 23 mjeseca	11,3	11,6	11,2	<i>12 - 23 months</i>
24 - 60 mjeseci	28,7	29,1	28,4	<i>24 - 60 months</i>
61 i više mjeseci	46,7	46,5	46,8	<i>61 and more months</i>
Našli posao	1,5	2,2	1,0	<i>Found job, but still not working</i>

METODOLOŠKA OBJAŠNJENJA

Cilj Ankete radne snage

Anketa radne snage je najobuhvatnija anketa domaćinstava u BiH. Njen cilj je prikupiti podatke o situaciji na tržištu rada u Bosni i Hercegovini. Anketom se prikupljaju podaci o veličini, strukturi i karakteristikama radne snage i neaktivne populacije u Bosni i Hercegovini.

Anketa radne snage u BiH provedena je u skladu sa preporukama i definicijama Međunarodne organizacije rada (ILO), usvojenim na 13-oj Međunarodnoj konferenciji statističara rada, i u skladu sa preporukama Eurostata. Ovo omogućava uporedivost podataka iz Ankete radne snage sa drugim zemljama.

Jedinica posmatranja i jedinica anketiranja

Jedinica posmatranja u anketi je domaćinstvo koje živi u stambenoj jedinici izabranoj u uzorak. Domaćinstvom se smatra svaka porodična ili druga zajednica osoba koje se izjasne da zajedno stanuju i zajednički troše svoje prihode za podmirivanje osnovnih životnih potreba. Jedinica anketiranja je član izabranog domaćinstva.

Obuhvat istraživanja

Ciljano stanovništvo u Anketi radne snage je svo rezidentno stanovništvo, tj. ono koje boravi na teritoriji BiH 12 mjeseci i duže. Istraživanjem je obuhvaćeno samo stanovništvo koje živi u privatnim domaćinstvima. Privremeno odsutni članovi domaćinstva (kraće od 12 mjeseci), bez drugog uobičajenog boravišta i dalje pripadaju domaćinstvu tj. uključeni su u anketiranje. Osobe koje su odsutne iz domaćinstva više od 12 mjeseci ne obuhvataju se tj. ne smatraju se članovima domaćinstva. Izuzetak su osobe koje su odsutne više od 12 mjeseci iz domaćinstva ali su i dalje ekonomski vezane za domaćinstvo tj. ako je razlog njihove odsutnosti: školovanje, rad/zaposlenje u BiH i rad/zaposlenje kod domaćeg poslodavca izvan BiH.

Referentni period

Anketirane osobe su razvrstane na zaposlene, nezaposlene i neaktivne prema njihovom statusu u referentnoj sedmici tj. sedmici posmatranja. To je sedmica (od ponedjeljka do nedjelje) koja prethodi sedmici intervjua. Intervju je proveden od 26. maja do 08. juna, dok je referentna sedmica bila od 19. do 25. maja 2008. godine.

Bazni koncepti i definicije

Radno sposobno stanovništvo obuhvata sve osobe starosti 15 i više godina.

Zaposlene osobe su one koje su tokom referentne sedmice (od ponedjeljka do nedjelje) obavljale bilo kakav posao za plaću (u kešu ili naturi) ili za porodičnu korist. Osobe koje nisu radile u referentnoj sedmici ali imaju posao sa kojega su bile privremeno odsutne su takođe uključene u zaposlene.

Neplaćeni pomažući članovi su oni koji nisu bili u plaćenju zaposlenosti niti su bili samozaposleni u referentnoj sedmici, ali su obavljali neki posao na porodičnom imanju, u porodičnoj firmi ili nekom drugom obliku porodičnog biznisa. Oni normalno ne primaju redovnu plaću.

Osobe koje rade nepuno radno vrijeme su sve osobe čije je uobičajeno radno vrijeme kraće od zakonski propisanog.

Podzaposlene osobe su one zaposlene osobe koje rade kraće od zakonski propisanog radnog vremena ali žele da rade više i spremne su da prihvate više posla u naredne dvije sedmice (u okviru postojećeg posla, dodatni posao pored postojećeg ili drugi - novi posao).

Nezaposlene osobe su one koje tokom referentne sedmice (sedmice koja je prethodila intervjuu):

- nisu radile (nisu u plaćenju zaposlenosti ili samozaposlenosti niti su radile bilo kakav plaćeni posao);
- aktivno su tražile posao (poduzele su specifične korake u posljednje 4 sedmice da pronađu zaposlenje ili samozaposlenje);
- bile su trenutno raspoložive za rad (u okviru dvije sedmice).

Osobe koje su pronašle posao koji će početi da rade u narednom periodu su takođe uključene u nezaposlene osobe.

Radnu snagu ili ekonomski aktivno stanovništvo čine sve zaposlene i nezaposlene osobe.

Neaktivne osobe su one koje imaju 15 i više godina i koje nisu svrstane niti u zaposlene niti u nezaposlene osobe.

Stopa aktivnosti predstavlja procentualno učešće radne snage u radno sposobnom stanovništvu.

Stopa zaposlenosti predstavlja procentualno učešće zaposlenih osoba u radno sposobnom stanovništvu.

Stopa nezaposlenosti predstavlja procentualno učešće nezaposlenih osoba u radnoj snazi.

Metodološke razlike između između administrativnih podataka o zaposlenima i podataka dobijenih Anketom radne snage

Podaci dobijeni iz administrativnih izvora i iz Ankete radne snage razlikuju se u pogledu:

- Izvora: administrativni podaci se baziraju na istraživanjima zaposlenih putem mjesečnog upitnika Rad-1 koji se prikuplja od poslovnih subjekata, dok se anketni podaci temelje na procjenjivanju podataka na bazi uzorka domaćinstava.
- Periodu posmatranja: administrativni podaci se odnose na zadnji dan mjeseca, dok se anketni podaci odnose na aktivnost ispitanika u referentnoj sedmici.
- Period izvještavanja: administrativni podaci se prikupljaju mjesečno, dok se anketa provodi jedanput godišnje.
- Kategorije uključene u zaposlene osobe: administrativni podaci pokrivaju samo osobe u formalnoj zaposlenosti, dok anketni podaci uključuju i vlasnike poljoprivrednih imanja i neplaćene pomažuće članove porodice i osobe koje su u sedmici posmatranja obavljale bilo kakav posao za zaradu (u novcu ili naturi), profit itd.
- Publikovanje rezultata: administrativni podaci se objavljuju u dva odvojena izdanja (mjesečno u formi stalnog izvještavanja i godišnje u formi predmetnog biltena), dok se rezultati ankete objavljuju samo godišnje (nakon obavljenog istraživanja).

Metodološke razlike između između administrativnih podataka o nezaposlenima i podataka dobijenih Anketom radne snage

Podaci dobijeni iz administrativnih izvora i iz Ankete radne snage razlikuju se u pogledu:

- Izvora: administrativni podaci se temelje na evidenciji nezaposlenih osoba u Zavodu za zapošljavanje, dok se anketni podaci temelje na procjenjivanju podataka na bazi uzorka domaćinstava.
- Periodu posmatranja: administrativni podaci se odnose na zadnji dan mjeseca, dok se anketni podaci odnose na aktivnost ispitanika u referentnoj sedmici.
- Period izvještavanja: administrativni podaci se prikupljaju mjesečno, dok se anketa provodi jedanput godišnje.
- Kategorije uključene u nezaposlene osobe: administrativni podaci pokrivaju sve osobe prijavljene na birou za zapošljavanje prema kriterijima definisanim od istih, dok anketni podaci uključuju samo osobe koje zadovoljavaju jasne kriterije definisane od strane Međunarodne organizacije rada (ILO-a) tj. osobe koje u referentnoj sedmici nisu radile – nisu obavljale bilo kakvu aktivnost za plaću, zaradu ili porodičnu korist; aktivno su tražile zaposlenje u prethodne 4 sedmice i raspoložive su za posao – spremne su da prihvate posao u naredne dvije sedmice.
Nezaposlene su takođe i osobe koje nisu tražile zaposlenje u prethodne 4 sedmice jer su već pronašle zaposlenje ali još nisu otpočele sa radom, nego će početi da rade ubrzo nakon provođenja ankete.
- Publikovanje rezultata: administrativni podaci se objavljuju u mjesečnoj dinamici i preuzimaju se od Zavoda za zapošljavanje i publikuju u sklopu mjesečnog biltena, dok se rezultati ankete objavljuju samo godišnje (nakon obavljenog istraživanja).

Uzorak

Posljednji popis stanovništva u BiH sproveden je 1991. godine. Budući da je nakon toga došlo do velikih pomjeranja stanovništva, a kako je Anketa istraživanje bazirano na uzorkom izabranim domaćinstvima kao jedinicama posmatranja, bilo je neophodno obezbijediti ažurnije podatke na osnovu kojih bi se odabrao uzorak.

Uz pomoć UNDP-a formulisan je i proveden projekat Ažuriranja okvira uzorka u BiH, za koji je finansijska sredstva obezbijedila Vlada Velike Britanije, putem svog Odjela za međunarodni razvoj (DFID). U okviru projekta formiran je Prošireni master uzorak ažuriranjem 1.456 popisnih krugova u periodu januar-februar 2006. godine. Iz Proširenog master-uzorka izvršen je izbor 10.509 domaćinstava za BiH.

Uzorak je dizajniran kao stratifikovani dvoetafni slučajni uzorak.

Ponderi su izračunati u dva koraka. U prvom koraku svakom odabranom domaćinstvu je pridružen ponder odabira iz uzorka kao inverzna vrijednost vjerovatnoće izbora svakog domaćinstva. U drugom koraku je urađeno prilagođavanje po osnovu neodziva. Nije urađena poststratifikacija, odnosno prilagođavanje pondera po starosnim grupama i polu zbog nepostojanja pouzdanih procjena stanovništva po polu i starosnim grupama.

METHODOLOGICAL EXPLANATIONS

The purpose of the Labour Force Survey

The Labour Force Survey is the most comprehensive official household survey in B&H. It is aimed to collect data on the situation on the labour market in B&H. It provides data on size, structure and characteristics of the labour force and inactive population in B&H.

The B&H LFS was carried out in compliance with the International Labour Organisation (ILO) guidelines for labour force statistics, adopted at the 13th International Conference of Labour Statistics, and with Eurostat requirements which refer to the harmonised EU survey. This enables the comparability of the results with other countries.

Observation units

were all households usually living in the selected dwelling units. A household is a group of people (family or other community), living together in the same dwelling and sharing expenditures. A survey unit is a member of a sampled household.

Scope of the survey

The definition of the target population followed the criterion for the resident population, i.e. all persons whose usual place of residence was on the territory of the Federation of B&H (12 months and more). The survey covered only the population living in private households.

Temporarily absent members of the households (less than 12 months) without any other habitual residence were also included in the household. Absent members of the household more than 12 months were excluded from the survey. Exception were the persons who were absent more than 12 months but had a strong economic relationship with the household e.g. if the reason of their absence was: education, work/employment in B&H and work/employment with a local employer outside B&H.

Reference period

Persons are included among persons in employment, unemployment or inactive according to their activity **in the week preceding the interview** (from Monday to Sunday). Interview was carried out from 26. May to 08. June, and the reference week was from 19. to 25. May 2008. year.

Basic concepts and definitions

Working age population comprises all persons aged 15 years and over.

Persons in employment are those who during the last week (from Monday to Sunday) prior to the interview did any work for payment (in cash or kind) or family gain. Persons who were not working but had a job from which they were temporarily absent are also included.

Unpaid family workers are those who were not in paid employment or self-employment during the last week prior to the interview, but did some work on the family farm, in the family enterprise or some other kind of family gainful activity; they normally do not receive regular payment.

Persons in part-time employment are those who usually work less than legislated hours per week.

Underemployed persons are those who usually work less than legislated hours per week but would like to work more and are prepared to accept more work in the next two weeks (within their present work, with additional work or with other work).

Unemployed persons are those who during the last week prior to the interview:

- did not work (not in paid employment or self-employment and did not do any paid work);
- were actively seeking work (specific steps taken in past four weeks to seek paid employment or self-employment);
- were currently available for work (within two weeks).

Persons who had found a job to start later are also included among unemployed persons.

The labour force are persons in employment and unemployed persons.

Inactive persons are those, aged 15 years and over, who are not classified as persons in employment or as unemployed persons.

Activity rate represents the labour force as a percentage of the working age population.

Employment/population ratio represents persons in employment as a percentage of the working age population.

Unemployment rate represent unemployment persons as a percentage of the labour force.

Methodological differences between administrative data and data obtained by Labour Force Survey of persons in employment

Administrative data and data obtained by LFS differ regarding:

- **source:** administrative data are based on the monthly statistical survey Rad-1 which are obtained from enterprises, while Labour Force Survey data are result of estimates based on the statistical sample.
- **reporting period:** administrative data are extracted on the last day of the month while survey data refer to the activity of the respondent in the reference week (from Monday to Sunday).
- **observation period:** administrative data are extracted on the last day of the month while the Labour Force Survey is carried out once a year.
- **categories included in persons in paid employment:** administrative data cover only persons in paid employment with employment contracts while the Labour Force Survey also covers owners of farms, unpaid family workers and persons working under contracts for work or for direct payment, i.e. persons who in the reference week (from Monday to Sunday) performed any work for payment (in money or in kind), profit or family gain.
- **publication:** administrative data are published in two separate issues (regularly monthly and yearly - in form of bulletin), while Labour Force Survey data are published once a year in Labour Force Survey results, when LFS is finished.

Methodological differences between administrative data and data obtained by Labour force survey of unemployed persons

Administrative data and data obtained by LFS differ regarding:

- **source:** administrative data are obtained from the Register of Unemployed Persons, which is kept by the Employment Service of Federation B&H. In administrative data we have full coverage while Labour Force Survey results are estimates based on the statistical sample.
- **reporting period:** administrative data are extracted on the last day of the month while survey data refer to the activity of the respondent in the reference week (from Monday to Sunday).
- **observation period:** administrative data are extracted on the last day of the month while Labour Force Survey is carried out once a year.
- **definitions of unemployed persons:** administrative data on unemployed persons are persons who are registered by the employment office and fulfil all criteria defined by the Employment Office. According to the Labour Force Survey unemployed persons are persons who in the reference week (from Monday to Sunday) did not perform any work for payment (in money or in kind), profit or family gain but has been actively seeking work in the last four weeks before the interview and is prepared to accept it in next two weeks. Unemployed persons are also those who found work and will start working shortly after the interview.
- **publication:** administrative data are published monthly and are obtained by the Employment Office. Labour Force survey data are published once a year in Labour Force Survey results.

Sample

The last census in Bosnia and Herzegovina was taken in 1991. Considering the major migrations of the population since then, and the fact that the Survey research is based on the random sample of household as unit of observation, it was necessary to provide up-to-date data base on which the sample could be selected. UNDP supported formulation and implementation of the Sample Frame Update project, for which funding was provided by the Government of the UK through its Department for International Development (DFID). Within this project an Expanded Master Sample was established by updating the information for 1,456 census areas in the period of January/February 2006. 10,509 households from Bosnia and Herzegovina were selected from the Expanded Master Sample.

The sample was designed as a stratified two-stage random sample.

Weights were calculated in two steps. In the first step, each of the selected households was allocated the weight the weight of the sample selection as the inverted value of probability of selecting each household. In the second step, adjustment were made on the basis of failure to respond. Poststratification, i.e. adjustment of weights per age group and gender, was not executed due to lack of reliable estimates of population per age group or gender.

Provođenje Ankete o radnoj snazi (ARS) u Federaciji Bosne i Hercegovine omogućio je:
Labor Force Survey was conducted with the great support provided by:

Odjel za međunarodni razvoj vlade Velike Britanije (DFID)
Department for International Development UK

uz tehničku pomoć UNDP
with technical support provided by UNDP

čime im se ovom prilikom zahvaljujemo
to whom we express our deepest gratitude

Posebna zahvalnost svim anketiranim domaćinstvima/kućanstvima
Special gratitude to the households that have participated in this Survey

Izdaje i štampa/tiska: Federalni zavod za statistiku

Published and printed by the Federal Office of Statistics of Bosnia and Herzegovina
Sarajevo, Zelenih beretki 26, telefon/phone: (033) 664-553, telefaks/telefax: (033) 664-553

Odgovara: direktor, Derviš Đurđević

Person responsible: Derviš Đurđević, Director General

Elektronska pošta/e-mail: fedstat@fzs.ba
Internet stranica/Web site: <http://www.fzs.ba>

Podaci iz ovog saopćenja objavljeni su na internetu.

The First Release data are published on the Internet